

Adopted Budget Ordinance Appropriation Schedules



Approved _____ Mayor
Veto _____
Override _____

Agenda Item A
Amended

ORDINANCE NO. 09-82 _____

ORDINANCE APPROVING, ADOPTING AND RATIFYING THE COUNTYWIDE GENERAL FUND MILLAGE FOR THE FISCAL YEAR COMMENCING OCTOBER 1, 2009 AND ENDING SEPTEMBER 30, 2010; LEVYING ALL TAXES SO PROVIDED; PROVIDING SEVERABILITY; AND PROVIDING AN EFFECTIVE DATE

BE IT ORDAINED, BY THE BOARD OF COUNTY COMMISSIONERS OF MIAMI-DADE COUNTY, FLORIDA:

Section 1. In compliance with the provisions of the Home Rule Charter and Chapter 200, Florida Statutes, as amended, the millage fixed and determined by the Board of County Commissioners as necessary to be levied in order to raise the amounts required by the Countywide General Fund budget are hereby ratified, confirmed and approved in every particular, and the total millage for all County operating purposes is fixed at 4.8379 mills on the dollar of taxable value of all property in Miami-Dade County, Florida, for the 2009-10 fiscal year. This millage is 11.27 percent below the state-defined rolled-back rate computed pursuant to Section 200.065(1), Florida Statutes.

Section 2. All taxes hereinabove described are hereby levied.

Section 3. If any section, subsection, sentence, clause or provision of this ordinance is held invalid, the remainder of this ordinance shall not be affected by such invalidity.

Section 4. The provisions of this ordinance shall become effective ten (10) days after the date of enactment unless vetoed by the Mayor, and if vetoed, shall become effective only upon override by this Board.

Section 5. This ordinance does not contain a sunset provision.

OFFICE OF THE CLERK
OF COUNTY COMMISSIONERS
COUNTY OF HENRICO, VIRGINIA

PASSED AND ADOPTED: September 18, 2009

Approved by County Attorney as
to form and legal sufficiency. ATC

ORD/ITEM A Adopted

OFFICIAL FILE COPY
CLERK OF THE BOARD
OF COUNTY COMMISSIONERS
DADE COUNTY, FLORIDA

Approved _____ Mayor
Veto _____
Override _____

Agenda Item B
As Amended 9-17-09

ORDINANCE NO. 09-83

ORDINANCE APPROVING AND ADOPTING THE COUNTYWIDE GENERAL FUND BUDGET FOR MIAMI-DADE COUNTY, FLORIDA, FOR THE FISCAL YEAR COMMENCING OCTOBER 1, 2009 AND ENDING SEPTEMBER 30, 2010; PROVIDING A SHORT TITLE; INCORPORATING THE 2009-10 PROPOSED BUDGET AS AMENDED; APPROPRIATING ALL BUDGETED EXPENDITURES; AUTHORIZING THE INVESTMENT OF COUNTY FUNDS IN THE TIME WARRANTS OF MIAMI-DADE COUNTY; AUTHORIZING THE TRANSFER OF FUNDS AS CASH ADVANCES PENDING RECEIPT OF TAXES; AUTHORIZING DEPOSIT OF INTEREST EARNED TO THE GENERAL FUND; RATIFYING AND APPROVING IMPLEMENTING ORDERS AND OTHER ACTIONS OF THE BOARD WHICH SET CHARGES, AUTHORIZING FEES CONSISTENT WITH APPROPRIATIONS AND PROVIDING FOR THEIR AMENDMENT; AUTHORIZING THE COUNTY MAYOR TO EXECUTE CERTAIN FUNDING AGREEMENTS; WAIVING SECTION 2-1799(a)2 OF THE CODE OF MIAMI-DADE COUNTY, FLORIDA RELATING TO EXPENDITURES OF EMERGENCY CONTINGENCY RESERVE FUNDS; AMENDING SECTION 2-1503 OF THE CODE OF MIAMI-DADE COUNTY, FLORIDA RELATING TO THE INTERNATIONAL TRADE CONSORTIUM MEMBERSHIP; AMENDING THE CODE OF MIAMI-DADE COUNTY, FLORIDA, TO CHANGE THE NAMES OF "OFFICE OF NEIGHBORHOOD COMPLIANCE" AND THE "BUILDING DEPARTMENT" TO "BUILDING AND NEIGHBORHOOD COMPLIANCE DEPARTMENT"; REPEALING RESOLUTION NOS. R-829-06 AND R-1225-86; SUPERSEDING CONFLICTING PROVISIONS OF PRIOR ORDINANCES AND RESOLUTIONS IN CONFLICT; AND PROVIDING SEVERABILITY, INCLUSION IN THE CODE AND AN EFFECTIVE DATE

BE IT ORDAINED, BY THE BOARD OF COUNTY COMMISSIONERS OF MIAMI-DADE COUNTY, FLORIDA:

Section 1. This ordinance shall be known and may be cited as the "2009-10 Miami-Dade County Countywide Budget Ordinance".

Section 2. Pursuant to Section 5.03(B) of the Home Rule Charter, the County Mayor has recommended a proposed budget for Miami-Dade County, Florida, for the fiscal year commencing October 1, 2009. Said proposed budget document as submitted to the Board of County Commissioners ("Board") is incorporated herein by reference and is amended as follows:

(i) to reflect the transfer of \$4.886 million in additional General Fund Revenue from the transfer of Countywide Emergency Contingency Reserve to reinstate the 3.5 percent Maintenance of Effort contribution to the Miami-Dade Transit Agency; (ii) to include all of the applicable changes contained in the September 17, 2009 memorandum entitled "Information for Second Budget Hearing – FY 2009-10 Proposed Budget" and the supplemental memorandum dated the same date entitled "Supplemental Information for Second Budget Hearing – FY 2009-10 Proposed Budget" (collectively, the "Supplemental Memorandum"); (iii) to remove \$371,000 of the proposed appropriation to the Commission on Human Rights division of the Office of Human Rights and Fair Employment Practices or its successor office, together with the revenues supporting such appropriation and the 4 budgeted positions, and said amount, revenues and budgeted positions shall be appropriated with the proposed transfer to the Office of Community Advocacy; (iv) to remove the total proposed appropriation to the Teen Court Division of the Juvenile Services Department, together with the revenues supporting such appropriation and the 14 budgeted positions, and said amount, revenues and budgeted positions shall be appropriated with the proposed transfer to the Miami-Dade Economic Advocacy Trust (formerly known as Metro-Miami Action Plan); and (v) to remove the total proposed appropriation to the Department of Housing and Community Development, together with the revenues supporting such appropriation and the 3 budgeted positions associated with the proposed transfer of the Affordable Housing Program from the Miami-Dade Economic Advocacy Trust (formerly known as Metro-Miami Action Plan), and said amount, revenues and budgeted positions shall be appropriated to the Miami-Dade Economic Advocacy Trust (formerly known as Metro-Miami Action Plan). The numerical changes in appropriations and expenditures resulting from the foregoing are incorporated in the attachments hereto.

Section 3. The Countywide General Fund budget, including the five-year financial plan contained therein, is hereby approved and adopted, and the budgeted revenues and expenditures therein are hereby appropriated. Department expenditure allocations established by the County Mayor as revised and summarized in the attached budget are adopted as

limitations of all expenditures, except as hereinafter provided; and appropriations have been hereby provided for outstanding indebtedness for the payment of vouchers that have been incurred in the current or prior year, but are not expected to be paid until the commencement of the new fiscal year. Receipts from sources not anticipated in the attached budget may be appropriated and expended by ordinance duly enacted by the Board in accordance with Section 129.06(2)(d), Florida Statutes, and Section 1.02(A) of the Miami-Dade County Home Rule Charter. Adjustments within the same fund to departmental appropriations made in the attached budget may be approved from time to time by motion duly adopted by the Board in accordance with Section 129.06(2)(a), Florida Statutes, and Ordinance No. 07-45, as amended. The Director of the Office of Strategic Business Management is authorized to approve adjustments to expenditure code allocations within the limit of the departmental or other appropriations made in the attached budget. All adjustments made in accordance with this ordinance are approved and ratified.

Section 4. Pursuant to the authority of Chapter 8015, Special Acts of Florida, 1919, which authorizes the Board of County Commissioners of Miami-Dade County, Florida, to borrow money and to issue time warrants, and pursuant to the authority of Section 129.02(5), Florida Statutes, which permits funds of the County to be invested in securities of the federal government and of the local governments in Florida, or both, the Finance Director is hereby authorized to invest these monies in the time warrants of Miami-Dade County, Florida.

Section 5. As provided in Section 5.03(C) of the Home Rule Charter, the Board hereby authorizes the transfer of any portion of the earnings or balance of the several funds, other than sinking funds for obligations not yet retired, to the general funds of the County, provided that such transfer be deemed a cash advance to meet operating and other expenses approved by the Board, and that all such advances shall be reimbursed before the end of the fiscal year upon receipt of adequate tax or other appropriate revenues. Provided, however, that this section in no way limits or restricts the power of the Board to transfer any unencumbered

appropriation balance, or any portion thereof, from one department, fund or agency to another as provided by law pursuant to Section 5.03(C) of the Home Rule Charter.

Section 6. The Finance Director, pursuant to Section 5.03(C) of the Home Rule Charter, is hereby authorized to deposit to the accounts of the General Fund any interest on deposits earned or accrued to the benefit of any trust funds, revolving accounts, working capital reserves or other funds held in trust by Miami-Dade County, unless specifically prohibited from doing so by trust or other agreements.

Section 7. All Implementing Orders and other actions of the Board setting fees and charges, are hereby ratified, confirmed and approved; and may be amended by subsequent Board action during the fiscal year.

Section 8. The County Mayor or his or her designee is hereby authorized to execute agreements for funding allocations for Community-based Organizations approved in this ordinance as a result of a Request for Proposal or other formal selection process or individual allocations approved by the Board in the form approved by the County Attorney.

Section 9. The Board waives the voting requirements and the plan for replenishment of reserve funding as specified in Section 2-1799(a)2 of the Code of Miami-Dade County, Florida and authorizes the utilization of the Emergency Contingency Reserve Fund as specified in this Budget.

Section 10. To effectuate the consolidation of functions necessary to achieve reductions in the budget of the International Trade Consortium (ITC) provided by this ordinance, the Miami-Dade Sister Cities Coordinating Council is hereby abolished as an independent board; the authority, duties and responsibilities of the Miami-Dade Sister Cities Coordinating Council shall hereafter be vested in the ITC governing board; the current members of the Miami-Dade Sister Cities Coordinating Council will hereafter become ex-officio members of the ITC governing board for a period of one (1) year from the effective date of this ordinance at which time such ex-officio members' term on the ITC governing board shall expire; to implement such action, Section

2-1503 of the Code of Miami-Dade County is amended to read as follows¹: Section 2-1503 Appointment and Tenure (a) *Composition*. The voting members of the ITC governing board shall be appointed as follows: The Chairperson of the Board of County Commissioners shall appoint the Chairperson of the ITC who shall be a member of the County Commission. The Chairperson of the County Commission shall also appoint the Vice-Chairperson of the ITC who shall be a well-respected member of the business community. The Mayor of Miami-Dade County shall appoint three (3) voting members to the ITC. Each member of the BCC, with the exception of the Chairperson of the County Commission, shall appoint one (1) voting member to the ITC. The Chairperson of the ITC shall appoint one (1) voting member. In addition, the following organizations shall each appoint one (1) voting member to the ITC: Greater Miami Chamber of Commerce, Mayor's African Trade Task Force, Enterprise Florida Inc., Miami International Airport, Port of Miami, the Greater Miami Convention and Visitors Bureau, the Beacon Council, Latin Chamber of Commerce (CAMACOL), Miami-Dade Chamber of Commerce, World Trade Center, Florida International Bankers Association, the Florida Custom Brokers and Freight Forwarders Association, the District Export Council, and the Foundation for Democracy in Africa. ITC members appointed by the above listed organizations must be members of the board of directors of said organizations and not paid staff members with the exception of the appointees of Miami International Airport, Port of Miami, and a representative of Enterprise Florida, Inc. Voting members of Miami International Airport and the Port of Miami shall be appointed by the County Manager. The ITC shall retain the existing members of the ITC governing board until the expiration of their terms. ~~[[The Chair of the Miami-Dade Sister Cities Coordinating Council shall also serve as voting members of the ITC.]]~~

Section 11. [Intentionally omitted]

Section 12. All references to "Office of Neighborhood Compliance" in the Code of Miami-Dade County, including Article LXXIA of the Code of Miami-Dade County, are hereby

¹ Words stricken through and/or ~~[[double bracketed]]~~ shall be deleted. Words underscored and/or >>double arrowed<< constitute the amendment proposed. Remaining provisions are now in effect and remain unchanged.

amended to change the department's name referenced therein from "Office of Neighborhood Compliance" to the "Building and Neighborhood Compliance Department".

Section 13. All references to "Building Department" in the Code of Miami-Dade County, including Article XC of the Code of Miami-Dade County, are hereby amended to change the department's name referenced therein from "Building Department" to the "Building and Neighborhood Compliance Department".

Section 14. The Board repeals Resolution No. 829-06 directing the County Manager to allocate and fund fifty thousand (\$50,000) from the County budget for the Roxcy Bolton Rape Treatment Center and Resolution No. 1225-86, as amended by Resolution No. R-1364-91, establishing the Minority Business Development Conference Trust Fund and authorizes the County Manager to transfer the trust fund balance toward the operations budget of the Small Business Development Department for FY 2009-10.

Section 15. Notwithstanding any other provision of the County Code, resolution or Implementing Order to the contrary, non-profit entities awarded grants of County monies from the Elected Officials Discretionary Reserve, Commission Office Funds, or County Services Reserve shall not be required to complete affidavits of compliance with the various policies or requirements applicable to entities contracting or transacting business with the County.

Section 16. Unless otherwise prohibited by law, this ordinance shall supersede all provisions of prior ordinances and resolutions in conflict herewith; provided, however, nothing in this ordinance shall amend or supersede the requirements of Section 2-1796.


Section 17. If any section, subsection, sentence, clause or provision of this ordinance is held invalid, the remainder of this ordinance shall not be affected by such invalidity.

Section 18. The provisions of this ordinance shall become effective ten (10) days after the date of enactment unless vetoed by the Mayor, and if vetoed, shall become effective only upon an override by this Board. In the event all or any particular component of this ordinance are vetoed, the remaining components, if any, shall become effective ten (10) days after the date of enactment and the components vetoed shall become effective only upon override by this Board.

Section 19. This ordinance does not contain a sunset provision.

Section 20. It is the intention of the Board of County Commissioners, and it is hereby ordained that the provisions of Sections 10, 12 and 13 of this Ordinance shall become and be made a part of the Code of Miami-Dade County, Florida. The sections of this ordinance may be renumbered or re-lettered to accomplish such intention, and the word "ordinance" may be changed to "section," "article," or other appropriate word.

PASSED AND ADOPTED: September 18, 2009

Approved by County Attorney as  to form and legal sufficiency. _____

ORD/ITEM B Adopted

COUNTYWIDE GENERAL FUND REVENUE

	Net* 2009-10 Budget
<u>TAXES</u>	
General Property Tax (Tax Roll: \$222,141.817,140)	\$1,020,964,000
Local Option Gas Tax	40,667,000
Ninth Cent Gas Tax	<u>10,439,000</u>
Subtotal	<u>\$1,072,070,000</u>
<u>OCCUPATIONAL LICENSES</u>	
Business Taxes	<u>\$4,550,000</u>
Subtotal	<u>\$4,550,000</u>
<u>INTERGOVERNMENTAL REVENUES</u>	
State Sales Tax	\$51,693,000
State Revenue Sharing	26,449,000
Gasoline and Motor Fuels Tax	12,130,000
State Crime Lab Reimbursement	699,000
Alcoholic Beverage Licenses	587,000
Secondary Roads	500,000
Race Track Revenue	447,000
State Insurance Agent License Fee	<u>464,000</u>
Subtotal	<u>\$92,969,000</u>
<u>CHARGES FOR SERVICES</u>	
Sheriff and Police Fees	\$2,834,000
Other	<u>500,000</u>
Subtotal	<u>\$3,334,000</u>
<u>INTEREST INCOME</u>	
Interest	<u>\$3,600,000</u>
Subtotal	<u>\$3,600,000</u>

COUNTYWIDE GENERAL FUND REVENUE (cont'd)

	Net* 2009-10 <u>Budget</u>
<u>OTHER</u>	
Administrative Reimbursements	\$35,123,000
Transfer from Emergency Contingency Reserve	\$20,634,000
Miscellaneous	<u>1,521,000</u>
Subtotal	<u>\$57,278,000</u>
<u>CASH CARRYOVER</u>	
Cash Carryover	<u>\$43,907,000</u>
Subtotal	<u>\$43,907,000</u>
Total	<u>\$1,277,708,000</u>

* All anticipated receipts have been adjusted as necessary in accordance with Chapter 129.01(2)(b) of the Florida Statutes.

COUNTYWIDE GENERAL FUND EXPENDITURES

	<u>2009-10</u> <u>Budget</u>
County Executive Office	5,505,000
Board of County Commissioners (BCC)	12,322,000
County Attorney	12,716,000
Animal Services	1,351,000
Clerk of Court	3,972,000
Corrections and Rehabilitation	300,775,000
Emergency Management	2,232,000
Miami-Dade Fire Rescue	25,412,000
Judicial Administration	21,896,000
Juvenile Services	8,073,000
Legal Aid	1,312,000
Medical Examiner	8,854,000
Miami-Dade Police	165,304,000
Non-departmental - Public Safety	15,049,000
Transit	148,071,000
Non-departmental - Transportation	167,000
Cultural Affairs	480,000
Park and Recreation	45,432,000
Non-departmental - Recreation and Culture	2,543,000
Planning and Zoning	2,677,000
Public Works	22,133,000
Non-departmental - Neighborhood and Unincorporated Area Municipal Services	656,000
Community Action Agency	9,909,000
Community Advocacy	944,000
Homeless Trust	93,000
Human Services	32,614,000
Public Health Trust	158,478,000
Non-departmental - Health and Human Services	24,214,000
Housing and Community Development	425,000
Consumer Services	1,145,000
Film and Entertainment	293,000
International Trade Consortium	813,000
Miami-Dade Economic Advisory Trust	850,000
Non-departmental - Economic Development	47,986,000


COUNTYWIDE GENERAL FUND EXPENDITURES (cont'd)

	2009-10 <u>Budget</u>
Agenda Coordination	529,000
Americans with Disabilities Act Coordination	351,000
Audit and Management Services	3,127,000
Commission on Ethics and Public Trust	1,867,000
Elections	17,580,000
Enterprise Technology Services	27,152,000
Fair Employment Practices	690,000
General Services Administration	36,836,000
Government Information Center	9,295,000
Grants Coordination	2,756,000
Human Resources	7,053,000
Inspector General	1,047,000
Property Appraisal	27,656,000
Strategic Business Management	2,812,000
Sustainability	509,000
Non-departmental - Enabling Strategies	<u>53,752,000</u>
 Total	 <u>\$1,277,708,000</u>

STATE OF FLORIDA)
) SS:
COUNTY OF MIAMI-DADE)

I, HARVEY RUVIN, Clerk of the Circuit and County Courts, in and for Miami-Dade County, Florida, and Ex-Officio Clerk of the Board of County Commissioners of said county, DO HEREBY CERTIFY that the above and foregoing is a true and correct copy of Ordinance 09-85 , adopted by the said Board of County Commissioners at its meeting held on September 18, 2009 , as appears of record.

IN WITNESS WHEREOF, I have hereunto set my hand and official seal on this 16th day of October , A.D., 2009 .



HARVEY RUVIN, Clerk
Board of County Commissioners
Miami-Dade County, Florida

By: *Andrea J. Cox*
Deputy Clerk

OFFICIAL FILE COPY
CLERK OF THE BOARD
OF COUNTY COMMISSIONERS
MIAMI COUNTY, FLORIDA

Approved _____ Mayor
Veto _____
Override _____

Agenda Item C
Amended

ORDINANCE NO. 09-84

ORDINANCE APPROVING, ADOPTING AND RATIFYING THE UNINCORPORATED MUNICIPAL SERVICE AREA MILLAGE FOR THE FISCAL YEAR COMMENCING OCTOBER 1, 2009 AND ENDING SEPTEMBER 30, 2010; LEVYING ALL TAXES SO PROVIDED; PROVIDING SEVERABILITY; AND PROVIDING AN EFFECTIVE DATE

BE IT ORDAINED, BY THE BOARD OF COUNTY COMMISSIONERS OF MIAMI-DADE COUNTY, FLORIDA:

Section 1. In compliance with the provisions of the Home Rule Charter and Chapter 200, Florida Statutes, as amended, the millage fixed and determined by the Board of County Commissioners as necessary to be levied in order to raise the amounts required by the Unincorporated Municipal Service Area (UMSA) budget is hereby ratified, confirmed and approved in every particular, and the total millage for UMSA purposes is fixed at 2.0083 mills on the dollar of taxable value of all property within the Unincorporated Municipal Service Area in Miami-Dade County, Florida, for the 2009-10 fiscal year. This millage is 10.55 percent below the state-defined rolled-back rate computed pursuant to Section 200.065(1), Florida Statutes.

Section 2. All taxes hereinabove described are hereby levied.

Section 3. If any section, subsection, sentence, clause or provision of this ordinance is held invalid, the remainder of this ordinance shall not be affected by such invalidity.

Section 4. The provisions of this ordinance shall become effective ten (10) days after the date of enactment unless vetoed by the Mayor, and if vetoed, shall become effective only upon override by this Board.

Section 5. This ordinance does not contain a sunset provision.

PASSED AND ADOPTED: September 18, 2009

Faint, illegible handwritten notes in the top right corner.

Approved by County Attorney as
to form and legal sufficiency. *JAC*

ORD/ITEM C Adopted

ORIGINAL FILE COPY
CLERK OF THE BOARD
OF COUNTY COMMISSIONERS
MIAMI-DADE COUNTY, FLORIDA
Approved _____ Mayor
Veto _____
Override _____

Agenda Item D
As Amended 9-17-09

ORDINANCE NO. 09-85

ORDINANCE APPROVING AND ADOPTING THE UNINCORPORATED MUNICIPAL SERVICE AREA FUND BUDGET FOR MIAMI-DADE COUNTY, FLORIDA, FOR THE FISCAL YEAR COMMENCING OCTOBER 1, 2009, AND ENDING SEPTEMBER 30, 2010; PROVIDING A SHORT TITLE; INCORPORATING THE 2009-10 PROPOSED BUDGET AS AMENDED; APPROPRIATING ALL BUDGETED EXPENDITURES; AUTHORIZING THE INVESTMENT OF COUNTY FUNDS IN THE TIME WARRANTS OF MIAMI-DADE COUNTY; AUTHORIZING THE TRANSFER OF FUNDS AS CASH ADVANCES PENDING RECEIPT OF TAXES; AUTHORIZING DEPOSIT OF INTEREST EARNED TO THE GENERAL FUND; RATIFYING AND APPROVING IMPLEMENTING ORDERS AND OTHER ACTIONS OF THE BOARD WHICH SET CHARGES, AUTHORIZING FEES CONSISTENT WITH APPROPRIATIONS AND PROVIDING FOR THEIR AMENDMENT; RECOGNIZING AND CONTINUING THE UNINCORPORATED MUNICIPAL SERVICE AREA; AUTHORIZING THE COUNTY MAYOR TO EXECUTE CERTAIN FUNDING AGREEMENTS; WAIVING SECTION 2-1799(a)2 OF THE CODE OF MIAMI-DADE COUNTY RELATING TO EXPENDITURES OF EMERGENCY CONTINGENCY RESERVE FUNDS; AMENDING CODE OF MIAMI-DADE COUNTY, FLORIDA, TO CHANGE THE NAMES OF "OFFICE OF NEIGHBORHOOD COMPLIANCE" AND THE "BUILDING DEPARTMENT" TO "BUILDING AND NEIGHBORHOOD COMPLIANCE DEPARTMENT"; AND REPEALING RESOLUTION NOS. R-829-06 AND R-1225-86; SUPERSEDING PRIOR ORDINANCES AND RESOLUTIONS IN CONFLICT; PROVIDING SEVERABILITY, INCLUSION IN CODE AND PROVIDING AN EFFECTIVE DATE

BE IT ORDAINED, BY THE BOARD OF COUNTY COMMISSIONERS OF MIAMI-DADE COUNTY, FLORIDA:

Section 1. This ordinance shall be known and may be cited as the "2009-10 Miami-Dade County Unincorporated Municipal Service Area Budget Ordinance".

Section 2. Pursuant to Section 5.03(B) of the Home Rule Charter, the County Mayor has recommended a proposed budget for the Unincorporated Municipal Service Area of Miami-

Dade County, Florida, for the fiscal year commencing October 1, 2009. Said proposed budget document as submitted to the Board of County Commissioners ("Board") is incorporated herein by reference and is amended to include all of the applicable changes contained in the September 17, 2009, memorandum from the County Manager entitled "Information for Second Budget Hearing – 2009-10 Proposed Budget" and the supplemental memorandum dated the same date entitled "Supplemental Information for Second Budget Hearing – FY 2009-10 Proposed Budget".

Section 3. The Unincorporated Municipal Service Area budget, including the five-year financial plan contained therein, is hereby approved and adopted, and the budgeted revenues and expenditures therein are hereby appropriated. Department expenditure allocations established by the County Mayor as revised and summarized in the attached budget are adopted as limitations of all expenditures, except as hereinafter provided; and appropriations have been hereby provided for outstanding indebtedness for the payment of vouchers that have been incurred in the current or prior year, but are not expected to be paid until the commencement of the new fiscal year. Receipts from sources not anticipated in the attached budget may be appropriated and expended by ordinance duly enacted by the Board in accordance with Section 129.06(2)(d), Florida Statutes, and Section 1.02(A) of the Miami-Dade County Home Rule Charter. Adjustments within the same fund to departmental appropriations made in the attached budget may be approved from time to time by motion duly adopted by the Board in accordance with Section 129.06(2)(a), Florida Statutes and Ordinance No. 07-45, as amended. The Director of the Office of Strategic Business Management is authorized to approve adjustments to expenditure code allocations within the limit of the departmental or other appropriations made in the attached budget. All adjustments made in accordance with this ordinance are approved and ratified.

Section 4. Pursuant to the authority of Chapter 8015, Special Acts of Florida, 1919, which authorizes the Board of County Commissioners of Miami-Dade County, Florida, to borrow money and to issue time warrants, and pursuant to the authority of Section 129.02(5), Florida Statutes, which permits funds of the County to be invested in securities of the federal government and of the local governments in Florida, or both, the Finance Director is hereby authorized to invest these monies in the time warrants of Miami-Dade County, Florida.

Section 5. As provided in Section 5.03(C) of the Home Rule Charter, the Board hereby authorizes the transfer of any portion of the earnings or balance of the several funds, other than sinking funds, for obligations not yet retired, to the general funds of the County provided that such transfer be deemed a cash advance to meet operating and other expenses approved by the Board, and that all such advances shall be reimbursed before the end of the fiscal year upon receipt of adequate tax or other appropriate revenues. Provided, however, that this section in no way limits or restricts the power of the Board to transfer any unencumbered appropriation balance, or any portion thereof, from one department, fund or agency to another as provided by law pursuant to Section 5.03(C) of the Home Rule Charter.

Section 6. The Finance Director, pursuant to Section 5.03(C) of the Home Rule Charter, is hereby authorized to deposit to the accounts of the General Fund any interest on deposits earned or accrued to the benefit of any trust funds, revolving accounts, working capital reserves or other funds held in trust by Miami-Dade County, unless specifically prohibited from doing so by trust or other agreements.

Section 7. All Implementing Orders and other actions of the Board setting fees and charges as well as all fees and charges consistent with appropriations adopted herein, are hereby ratified, confirmed and approved; and may be amended by subsequent Board action during the fiscal year.

Section 8. The Unincorporated Municipal Service Area is hereby recognized and continued. All funds budgeted for this area are provided by general taxes and other revenue related to this area.

Section 9. The Board waives the voting requirements and the plan for replenishment of reserve funding as specified in Section 2-1799(a)2 of the Code of Miami-Dade County, Florida and authorizes the utilization of the Emergency Contingency Reserve Fund as specified in this Budget.

Section 10. All references to “Office of Neighborhood Compliance” in the Code of Miami-Dade County, including Article LXXIA of the Code of Miami-Dade County, are hereby amended to change the department’s name referenced therein from “Office of Neighborhood Compliance” to “Building and Neighborhood Compliance Department”.

Section 11. All references to the “Building Department” in the Code of Miami-Dade County, including Article XC of the Code of Miami-Dade County, are hereby amended to change the department’s name referenced therein from the “Building Department” to “Building and Neighborhood Compliance Department”.

Section 12. The Board repeals Resolution No. 829-06 directing the County Manager to allocate and fund fifty thousand (\$50,000) from the County Budget for the Roxcy Bolton Rape Treatment Center and Resolution No. 1225-86 establishing the Minority Business Development Conference Trust Fund and authorizes the County Manager to transfer the trust fund balance toward the operations of the Small Business Development Department for FY 2009-10.

Section 13. The County Mayor or his or her designee is hereby authorized to execute agreements for funding allocations for Community-based Organizations approved in this ordinance as a result of a Request for Proposal or other formal selection process or individual allocations approved by the Board in the form approved by the County Attorney.

Section 14. Notwithstanding any other provision of the County Code, resolution or Implementing Order to the contrary, non-profit entities awarded grants of County monies from the Elected Officials Discretionary Reserve, Commission Office Funds, or County Services Reserve shall not be required to complete affidavits of compliance with the various policies or requirements applicable to entities contracting or transacting business with the County.

Section 15. Unless otherwise prohibited by law, this ordinance shall supersede all provisions of prior ordinances and resolutions in conflict herewith; provided, however, nothing in this ordinance shall amend or supersede the requirements of Section 2-1796.


Section 16. If any section, subsection, sentence, clause or provision of this ordinance is held invalid, the remainder of this ordinance shall not be affected by such invalidity.

Section 17. The provisions of this ordinance shall become effective ten (10) days after the date of enactment unless vetoed by the Mayor, and if vetoed, shall become effective only upon override by this Board. In the event all or any particular component of this ordinance are vetoed, the remaining components, if any, shall become effective ten (10) days after the date of enactment and the components vetoed shall become effective only upon override by this Board.

Section 18. This ordinance does not contain a sunset provision.

Section 19. It is the intention of the Board of County Commissioners, and it is hereby ordained that the provisions of Sections 10 and 11 of this Ordinance shall become and be made a part of the Code of Miami-Dade County, Florida. The sections of this ordinance may be renumbered or re-lettered to accomplish such intention, and the word "ordinance" may be changed to "section," "article," or other appropriate word.

PASSED AND ADOPTED: September 18, 2009

Approved by County Attorney as
to form and legal sufficiency. 

ORD/ITEM D Adopted

**UNINCORPORATED MUNICIPAL SERVICE AREA
GENERAL FUND REVENUE**

	NET* 2009-10 <u>BUDGET</u>
<u>TAXES</u>	
General Property Tax (Tax Roll: \$68,236,064,758)	\$130,186,000
Utility Tax	66,798,000
Communications Services Tax	43,796,000
Franchise Tax	<u>52,407,000</u>
Subtotal	<u>\$293,187,000</u>
<u>OCCUPATIONAL LICENSES</u>	
Business Taxes	<u>\$1,950,000</u>
Subtotal	<u>\$1,950,000</u>
<u>INTERGOVERNMENTAL REVENUES</u>	
State Sales Tax	\$60,486,000
State Revenue Sharing	45,800,000
Alcoholic Beverage Licenses	<u>264,000</u>
Subtotal	<u>\$106,550,000</u>
<u>CHARGES FOR SERVICES</u>	
Sheriff and Police Fees	<u>\$1,102,000</u>
Subtotal	<u>\$1,102,000</u>
<u>INTEREST INCOME</u>	
Interest	<u>\$900,000</u>
Subtotal	<u>\$900,000</u>

**UNINCORPORATED MUNICIPAL SERVICE AREA
GENERAL FUND REVENUE (cont'd)**

	<u>NET*</u> <u>2009-10</u> <u>BUDGET</u>
<u>OTHER</u>	
Administrative Reimbursements	\$14,347,000
Transfer from Emergency Contingency Reserve	14,637,000
Miscellaneous	<u>620,000</u>
Subtotal	<u>\$29,604,000</u>
<u>CASH CARRYOVER</u>	
Cash Carryover	<u>\$679,000</u>
Subtotal	<u>\$679,000</u>
Total	<u>\$433,972,000</u>

*All anticipated receipts have been adjusted as necessary in accordance with Chapter 129.01(2)(b) of the Florida Statutes.

**UNINCORPORATED MUNICIPAL SERVICE AREA
EXPENDITURES**

	<u>2009-10 Budget</u>
County Executive Office	\$2,247,000
Board of County Commissioners (BCC)	5,033,000
County Attorney	5,194,000
Miami-Dade Police	305,819,000
Non-departmental – Public Safety	16,789,000
Park and Recreation	14,594,000
Non-departmental - Recreation and Culture	679,000
Building and Neighborhood Compliance	5,376,000
Planning and Zoning	2,166,000
Public Works	8,168,000
Non-departmental – Neighborhood and Unincorporated Area Municipal Services	655,000
Non-departmental - Economic Development	882,000
Agenda Coordination	216,000
Americans with Disabilities Act Coordination	145,000
Audit and Management Services	1,278,000
Enterprise Technology Services	11,090,000
Fair Employment Practices	264,000
General Services Administration	15,117,000
Government Information Center	3,797,000
Grants Coordination	504,000
Human Resources	2,883,000
Strategic Business Management	1,233,000
Non-departmental - Enabling Strategies	<u>29,843,000</u>
 Total	 <u>\$433,972,000</u>

STATE OF FLORIDA)
) SS:
COUNTY OF MIAMI-DADE)

I, HARVEY RUVIN, Clerk of the Circuit and County Courts, in and for Miami-Dade County, Florida, and Ex-Officio Clerk of the Board of County Commissioners of said county, DO HEREBY CERTIFY that the above and foregoing is a true and correct copy of Ordinance 09-83 , adopted by the said Board of County Commissioners at its meeting held on September 18, 2009 , as appears of record.

IN WITNESS WHEREOF, I have hereunto set my hand and official seal on this 16th day of October , A.D., 2009 .



HARVEY RUVIN, Clerk
Board of County Commissioners
Miami-Dade County, Florida

By: *Andrew D. Cone*
Deputy Clerk

Approved _____ Mayor
Veto _____
Override _____

Agenda Item E
Amended

ORDINANCE NO. 09-86

ORDINANCE APPROVING, ADOPTING AND RATIFYING FOR THE FISCAL YEAR COMMENCING OCTOBER 1, 2009 ENDING SEPTEMBER 30, 2010 MILLAGE FOR COUNTYWIDE BONDED DEBT SERVICE, MILLAGE FOR MIAMI-DADE FIRE AND RESCUE SERVICE DISTRICT BONDED DEBT SERVICE, MILLAGE FOR MIAMI-DADE LIBRARY SYSTEM OPERATING PURPOSES AND MILLAGE FOR MIAMI-DADE FIRE RESCUE SERVICE DISTRICT OPERATING PURPOSES; LEVYING ALL TAXES SO PROVIDED; RECOGNIZING AND CONTINUING THE MIAMI-DADE LIBRARY SYSTEM; PROVIDING SEVERABILITY; AND AN EFFECTIVE DATE

BE IT ORDAINED, BY THE BOARD OF COUNTY COMMISSIONERS OF MIAMI-DADE COUNTY, FLORIDA:

Section 1. In compliance with the provisions of the Home Rule Charter and Chapter 200, Florida Statutes, as amended, the millages fixed and determined by the Board of County Commissioners as necessary to be levied in order to raise the amounts required by Countywide bonded debt service and the Miami-Dade Fire and Rescue Service District bonded debt service are hereby ratified, confirmed and approved in every particular. The total millage for all Countywide bonded debt service purposes for the 2009-10 fiscal year is fixed at 0.285 mills on the dollar of taxable value of all property in Miami-Dade County, Florida. The total millage for all Miami-Dade Fire and Rescue Service District bonded debt service purposes for the 2009-10 fiscal year is fixed at 0.042 mills on the dollar of taxable value for all property in the Miami-Dade Fire and Rescue Service District of Miami-Dade County, Florida.


Section 2. In compliance with the provisions of the Home Rule Charter and Chapter 200, Florida Statutes, as amended, the millage fixed and determined by the Board of County Commissioners as necessary to be levied in order to raise the amounts required by the Miami-

Section 6. If any section, subsection, sentence, clause or provision of this ordinance is held invalid, the remainder of this ordinance shall not be affected by such invalidity.

Section 7. The provisions of this ordinance shall become effective ten (10) days after the date of enactment unless vetoed by the Mayor, and if vetoed, shall become effective only upon override by this Board.

Section 8. This ordinance does not contain a sunset provision.

PASSED AND ADOPTED: September 18, 2009

Approved by County Attorney as
to form and legal sufficiency. 

ORD/ITEM E Adopted

CLERK OF THE BOARD
OF COUNTY COMMISSIONERS
MIAMI-DADE COUNTY, FLORIDA

Approved _____ Mayor
Veto _____
Override _____

Agenda Item F
As Amended 9-17-09

ORDINANCE NO. 09-87

ORDINANCE APPROVING, ADOPTING AND RATIFYING PROPRIETARY BUDGETS, SPECIAL ASSESSMENT DISTRICT RATES AND BUDGETS, AND OTHER BUDGETS OF MIAMI-DADE COUNTY, FLORIDA, FOR THE FISCAL YEAR COMMENCING OCTOBER 1, 2009, AND ENDING SEPTEMBER 30, 2010; PROVIDING A SHORT TITLE; INCORPORATING THE FY 2009-10 PROPOSED BUDGET AS AMENDED; APPROPRIATING ALL BUDGETED EXPENDITURES; AUTHORIZING THE INVESTMENT OF COUNTY FUNDS IN TIME WARRANTS OF MIAMI-DADE COUNTY; AUTHORIZING THE TRANSFER OF FUNDS AS CASH ADVANCES PENDING RECEIPT OF TAXES; RATIFYING AND APPROVING IMPLEMENTING ORDERS AND OTHER ACTIONS OF THE BOARD WHICH SET CHARGES, AUTHORIZING FEES CONSISTENT WITH APPROPRIATIONS AND PROVIDING FOR THEIR AMENDMENT; APPROVING REVISED FEES, CHARGES, AND IMPLEMENTING ORDERS FOR VARIOUS DEPARTMENTS AND AGENCIES; CONTINUING ON A PROVISIONAL BASIS THE FY 2008-09 PAY PLAN; AUTHORIZING ALLOCATIONS AND REALLOCATIONS OF BOND PROCEEDS AND INTEREST EARNINGS; AUTHORIZING THE COUNTY MAYOR TO PROVIDE BOND ISSUE RESERVES; ESTABLISHING SUCH FUNDS AS MAY BE APPROVED DURING THE YEAR AND PROVIDING FOR THEIR EXPENDITURE; AUTHORIZING PAYMENT OF LOCAL BUSINESS TAX SURCHARGE TO BEACON COUNCIL; APPROPRIATING GRANT, DONATION, AND CONTRIBUTION FUNDS; AUTHORIZING THE COUNTY MAYOR TO EXECUTE CERTAIN FUNDING AGREEMENTS; CONTINUING THE MUNICIPAL SERVICES TRUST FUND; REPEALING RESOLUTION NO. R-829-06 AND R-1225-86; SUPERSEDING PRIOR ORDINANCES AND RESOLUTIONS IN CONFLICT; PROVIDING SEVERABILITY AND AN EFFECTIVE DATE

BE IT ORDAINED, BY THE BOARD OF COUNTY COMMISSIONERS OF MIAMI-DADE COUNTY, FLORIDA:

Section 1. This ordinance shall be known and may be cited as the "2009-10 Miami-Dade County Self-Supporting Budget Ordinance."

Section 2. Pursuant to Section 5.03(B) of the Home Rule Charter, the County Mayor has recommended a proposed budget for Miami-Dade County, Florida, for the fiscal year commencing October 1, 2009. Said proposed budget document as submitted to the Board of

County Commissioners ("Board") is incorporated herein by reference and is amended as follows: (i) to reflect the transfer of \$4.886 million in additional General Fund Revenue from the transfer of Countywide Emergency Contingency Reserve to reinstate the 3.5 percent Maintenance of Effort contribution to the Miami-Dade Transit Agency; (ii) to include all of the applicable changes contained in the September 17, 2009 memorandum entitled "Information for Second Budget Hearing – FY 2009-10 Proposed Budget" and the supplemental memorandum dated the same date entitled "Supplemental Information for Second Budget Hearing – FY 2009-10 Proposed Budget" (collectively, the "Supplemental Memorandum"); (iii) to remove \$371,000 of the proposed appropriation to the Commission on Human Rights division of the Office of Human Rights and Fair Employment Practices or its successor office, together with the revenues supporting such appropriation and the 4 budgeted positions, and said amount, revenues and budgeted positions shall be appropriated with the proposed transfer to the Office of Community Advocacy; (iv) to remove the total proposed appropriation to the Teen Court Division of the Juvenile Services Department, together with the revenues supporting such appropriation and the 14 budgeted positions, and said amount, revenues and budgeted positions shall be appropriated with the proposed transfer to the Miami-Dade Economic Advocacy Trust (formerly known as Metro-Miami Action Plan); and (v) to remove the total proposed appropriation to the Department of Housing and Community Development, together with the revenues supporting such appropriation and the 3 budgeted positions associated with the proposed transfer of the Affordable Housing Program from the Miami-Dade Economic Advocacy Trust (formerly known as Metro-Miami Action Plan), and said amount, revenues and budgeted positions shall be appropriated to the Miami-Dade Economic Advocacy Trust (formerly known as Metro-Miami Action Plan). The numerical changes in appropriations and expenditures resulting from the foregoing are incorporated in the attachments hereto.

Section 3. The budget proposed, including the five-year financial plan contained therein, is hereby approved and adopted, including the budgets for Special Assessment

Districts, and the budgeted revenues and expenditures therein are hereby appropriated. Department expenditure allocations established by the County Mayor as revised and summarized in the attached budget are adopted as limitations of all expenditures, except as hereinafter provided; and appropriations hereby have been provided for outstanding indebtedness for the payment of vouchers that have been incurred in the current or prior year, but are not expected to be paid until the commencement of the new fiscal year. Receipts from sources not anticipated in the attached budget may be appropriated and expended by ordinance duly enacted by the Board in accordance with Section 129.06(2)(d), Florida Statutes, and Section 1.02(A) of the Miami-Dade County Home Rule Charter. Adjustments within the same fund to departmental appropriations made in the attached budget may be approved from time to time by motion duly adopted by the Board in accordance with Section 129.06(2)(a), Florida Statutes, and Ordinance No. 07-45, as amended. The Director of the Office of Strategic Business Management is authorized to approve adjustments to expenditure code allocations within the limit of the departmental or other appropriations made in the attached budget. All adjustments made in accordance with this ordinance are approved and ratified.

Section 4. Pursuant to the authority of Chapter 8015, Special Acts of Florida, 1919, which authorizes the Board of County Commissioners of Miami-Dade County, Florida, to borrow money and to issue time warrants, and pursuant to the authority of Section 129.02(5), Florida Statutes, which permits funds of the County to be invested in securities of the federal government and of the local governments in Florida, or both, the Finance Director is hereby authorized to invest these monies in the time warrants of Miami-Dade County, Florida.

Section 5. As provided in Section 5.03(C) of the Home Rule Charter, the Board hereby authorizes the transfer of any portion of the earnings or balance of the several funds, other than sinking funds, for obligations not yet retired, to the general funds of the County provided that such transfer be deemed a cash advance to meet operating and other expenses approved by the Board, and that all such advances shall be reimbursed before the end of the

fiscal year upon receipt of adequate tax or other appropriate revenues. Provided, however, that this section in no way limits or restricts the power of the Board to transfer any unencumbered appropriation balance, or any portion thereof, from one department, fund or agency to another as provided by law pursuant to Section 5.03(C) of the Home Rule Charter.

Section 6. The Board repeals Resolution No. 829-06 directing the County Manager to allocate and fund fifty thousand (\$50,000) from the County Budget for the Roxcy Bolton Rape Treatment Center and Resolution No. 1225-86, as amended by Resolution No. R-1364-91, establishing the Minority Business Development Conference Trust Fund and authorizes the County Manager to transfer the trust fund balance toward the operations budget of the Small Business Development Department for FY 2009-10.

Section 7. All Implementing Orders and other actions of the Board setting fees and charges, as well as all fees consistent with appropriations adopted herein, are hereby ratified, confirmed and approved; and may be subsequently amended by Board action during the fiscal year.

Section 8. The revised Implementing Order setting the Miami-Dade Seaport Department rates, fees and charges as reflected in attachment A is made part hereof and the Implementing Order may be amended by motion of the Board at a later date.

Section 9. The revised Implementing Order setting the Department of Environmental Resources Management fees as reflected in attachment B are made part hereof and the Implementing Order may be amended by motion of the Board at a later date.

Section 10. The revised Implementing Order setting Animal Services Department fees as reflected in attachment C is made part hereof and the Implementing Order may be amended by motion of the Board at a later date.

Section 11. The revised Implementing Order setting Department of Solid Waste Management service levels and fees as reflected in attachment D is made part hereof and the Implementing Order may be amended by motion of the Board at a later date.

Section 12. The revised Implementing Order setting Library Department fees as reflected in attachment E is made part hereof and the Implementing Order may be amended by motion of the Board at a later date.

Section 13. The revised Implementing Order setting the Building and Neighborhood Compliance Department fees as reflected in attachment F is made part hereof and the Implementing Order may be amended by motion of the Board at a later date.

Section 14. The revised Implementing Order setting the Consumer Services Department fees as reflected in attachment G is made part hereof and the Implementing Order may be amended by motion of the Board at a later date.

Section 15. The revised Implementing Order setting Water and Sewer Department rates, fees, and charges as detailed in the Supplemental Memorandum as alternative 3 is approved and is attached as attachment H, which attachment H is made part hereof and the Implementing Order may be amended by motion of the Board at a later date

Section 16. The revised Implementing Order setting Planning and Zoning Department fees as reflected in attachment I is made part hereof and the Implementing Order may be amended by motion of the Board at a later date.

Section 17. The revised Implementing Order setting the Corrections and Rehabilitation Department fees as reflected in attachment J is made part hereof and the Implementing Order may be amended by motion of the Board at a later date.

Section 18. The revised Implementing Order setting the Parks and Recreation Department fees as reflected in attachment K is made part hereof and the Implementing Order may be amended by motion of the Board at a later date.

Section 19. The revised summary of Building Code Compliance fees and charges as reflected in attachment L is made part hereof and the Implementing Order may be amended by motion of the Board at a later date.

Section 20. The revised summary of Aviation rates, fees and charges as reflected in attachment M are made part hereof and these rates, fees and charges may be amended by motion of the Board at a later date.

Section 21. The revised annual Special Taxing District rates as reflected in attachment N are approved and made a part hereof. These rates for the referenced Special Taxing Districts are hereby levied.

Section 22. The pay rates set forth in the FY 2008-09 Pay Plan shall remain in effect until such time as the Board decides to place in effect the rates listed on the 2009-10 Pay Plan.

Section 23. All allocations and reallocations of bond proceeds and interest earnings included in the 2009-10 Proposed Capital Budget and Multi-Year Capital Plan are hereby authorized.

Section 24. The County Mayor, or whomever he shall so designate, is hereby authorized to use interest earned on deposit of Public Improvement Bond funds to establish and maintain an Interest and Sinking Fund Reserve Account in an amount not to exceed one year's maximum principal and interest. Interest earned in excess of the reserve shall be distributed to Public Improvement Bonds Construction Funds in accordance with standard accounting practices.

Section 25. The Finance Director is hereby authorized to establish and to receive and expend funds up to amounts received without specific appropriation pursuant to Section 5.03(C) of the Home Rule Charter for existing trust funds, working capital funds, bond construction funds, pension funds, revolving funds and any other such funds as may be approved by motion of the Board of County Commissioners during the 2009-10 fiscal year.

Section 26. The Finance Director is hereby authorized to make payment of local business tax surcharge revenues for FY 2009-10 to the Miami-Dade County Beacon Council, Inc., in accordance with state law and Resolution No. 1066-88 which authorizes the agreement between Miami-Dade County and the Beacon Council.

Section 27. All grant, donation, and contribution funds received by the County are hereby appropriated at the levels and for the purposes intended by the grants, donations and contributions.

Section 28. The County Mayor or his or her designee is hereby authorized to execute agreements for funding allocations for Community-based Organizations approved in this ordinance as a result of a Request for Proposal or other formal selection process or individual allocations approved by the Board in the form approved by the County Attorney.

Section 29. Notwithstanding any other provision of the County Code, resolution or Implementing Order to the contrary, non-profit entities awarded grants of County monies from the District Discretionary Reserve, Commission Office Funds, or County Services Reserve shall not be required to complete affidavits of compliance with the various policies or requirements applicable to entities contracting or transacting business with the County.

Section 30. Payment by a municipality to the Municipal Services Trust Fund shall be used for services which provide benefits to the municipality or the residents thereof.


Section 31. Unless otherwise prohibited by law, this ordinance shall supersede all provisions of prior ordinances and resolutions in conflict herewith; provided, however, nothing in this ordinance shall amend or supersede the requirements of Section 2-1796.

Section 32. If any section, subsection, sentence, clause or provision of this ordinance is held invalid, the remainder of this ordinance shall not be affected by such invalidity.

Section 33. All provisions of this ordinance shall become effective ten (10) days after the date of enactment unless vetoed by the Mayor, and if vetoed, shall become effective only upon override by this Board. In the event all or any particular component of this ordinance are vetoed, the remaining components, if any, shall become effective ten (10) days after the date of enactment and the components vetoed shall become effective only upon override by this Board.

Section 34. This ordinance does not contain a sunset provision.

PASSED AND ADOPTED: September 18, 2009

Approved by County Attorney as
to form and legal sufficiency. 

ORD/ITEM F second reading

STATE OF FLORIDA)
) SS:
COUNTY OF MIAMI-DADE)

I, HARVEY RUVIN, Clerk of the Circuit and County Courts, in and for Miami-Dade County, Florida, and Ex-Officio Clerk of the Board of County Commissioners of said county, DO HEREBY CERTIFY that the above and foregoing is a true and correct copy of Ordinance 09-87 , adopted by the said Board of County Commissioners at its meeting held on September 18, 2009 , as appears of record.

IN WITNESS WHEREOF, I have hereunto set my hand and official seal on this 16th day of October , A.D., 2009 .



HARVEY RUVIN, Clerk
Board of County Commissioners
Miami-Dade County, Florida

By: *Andr J. Cox*
Deputy Clerk

**COUNTYWIDE EMERGENCY CONTINGENCY RESERVE FUND
(Fund 010, Subfund 020)**

	<u>2009-10</u>
Carryover	\$70,000,000
Transfer from Various Departments	17,350,000
Interest Earnings	<u>1,750,000</u>
Total	<u>\$89,100,000</u>

Expenditures:

Transfer to Countywide General Fund (Fund 010, Subfund 010)	\$43,907,000
Transfer to UMSA General Fund (Fund 010, Subfund 010)	11,421,000
Countywide Emergency Contingency Reserve*	<u>33,772,000</u>
Total	<u>\$89,100,000</u>

*Note: \$500,000 of this reserve has been designated for the purchase of hurricane shelter supplies, and other emergency preparedness in the event a disaster is declared.

**UMSA EMERGENCY CONTINGENCY RESERVE FUND
(Fund 010, Subfund 021)**

<u>Revenues:</u>	<u>2009-10</u>
Carryover	\$3,137,000
Interest Earnings	<u>79,000</u>
Total	<u>\$3,216,000</u>

Expenditures:

Transfer to UMSA General Fund (Fund 010, Sub fund 010)	<u>\$3,216,000</u>
--	--------------------

**FIRE RESCUE
Fire Rescue District
(Fund 011, Subfund 111)**

<u>Revenues:</u>	<u>2009-10</u>
Property Taxes (Tax Roll:132,173,049,648)	\$274,370,000
Carryover	21,921,000
Ground Transport Fees	24,000,000
Plans Review and Permit Fees	4,800,000
Inspection Fees	4,200,000
Other Fire Prevention Fees	625,000
Special Services Revenue	1,600,000
Reimbursement from Miami-Dade Aviation Department	1,228,000
Reimbursement from Miami-Dade Seaport Department	2,600,000
Reimbursement from Miami-Dade Water and Sewer Department	500,000
Interest	1,800,000
Rental Office Space	260,000
Transfer from GSA Vehicle Replacement Trust Fund (Fund 030, Subfund 001)	2,500,000
Miscellaneous	<u>386,000</u>
Total	<u>\$340,790,000</u>

Expenditures:

Fire Protection and Emergency Medical Rescue Operations	\$320,783,000
Administrative Reimbursement	10,427,000
Transfer to Debt Service (Fund 213, Projects 213425, 213528, 213530, 214103, and 298502)	4,590,000
Transfer to Anti-Venom Program (Fund 011, Subfund 118)	211,000
Transfer to Emergency Contingency Reserve (Fund 010 -020)	4,122,000
Reserve for Tax Equalization	<u>657,000</u>
Total	<u>\$340,790,000</u>

**Air Rescue
(Fund 011, Subfund 112)**

<u>Revenues:</u>	<u>2009-10</u>
Transfer from Countywide General Fund	\$10,169,000
Transfer from Public Health Trust	<u>900,000</u>
Total	<u>\$11,069,000</u>

<u>Expenditures:</u>	
Operating Expenditures	<u>\$11,069,000</u>

**Developer Donations
(Fund 011, Subfund 114)**

<u>Revenues:</u>	<u>2009-10</u>
Carryover	\$133,000
Interest Earnings	<u>2,000</u>
Total	<u>\$135,000</u>

<u>Expenditures:</u>	
Construction and Future Year Expenditures	<u>\$135,000</u>

**Hazardous Materials Trust Fund
(Fund 011, Subfund 116)**

<u>Revenues:</u>	<u>2009-10</u>
Carryover	\$1,065,000
Interest Earnings	<u>10,000</u>
Total	<u>\$1,075,000</u>

<u>Expenditures:</u>	
Trust Fund Activities and Reserves	<u>\$1,075,000</u>

**Anti-Venom Program
(Fund 011, Subfund 118)**

<u>Revenues:</u>	<u>2009-10</u>
Transfer Fire Rescue District (Fund 011, Subfund 111)	\$211,000
Miscellaneous Fees	<u>300,000</u>
Total	<u>\$511,000</u>

<u>Expenditures:</u>	
Anti-Venom Program Expenditures	<u>\$511,000</u>

**Lifeguarding, Ocean Rescue Services, and Communications
(Fund 011, Subfund 118)**

<u>Revenues:</u>	<u>2009-10</u>
Transfer from Countywide General Fund	<u>\$15,243,000</u>

<u>Expenditures:</u>	
Communications Expenditures	\$10,126,000
Lifeguarding and Ocean Rescue Expenditures	3,283,000
Other Operating Expenditures including Transfer to Debt Service (Fund 213 project 213625)	<u>1,834,000</u>
Total	<u>\$15,243,000</u>

**Fire Rescue District Emergency Contingency Reserve Fund
(Fund 011, Subfund 120)**

<u>Revenues:</u>	<u>2009-10</u>
Carryover	\$17,010,000
Interest Earnings	<u>200,000</u>
Total	<u>\$17,210,000</u>
 <u>Expenditures:</u>	
Emergency Contingency Reserve	<u>\$17,210,000</u>

**Miami-Dade Aviation Fire Rescue Services
(Fund 011, Subfund 121)**

<u>Revenues:</u>	<u>2009-10</u>
Transfer from Miami International Airport	<u>\$18,554,000</u>
 <u>Expenditures:</u>	
Miami-Dade Aviation Fire Rescue Services	<u>\$18,554,000</u>

**GENERAL SERVICES ADMINISTRATION
Vehicle Replacement Trust Fund
(Fund 030, Subfund 001)**

<u>Revenues:</u>	<u>2009-10</u>
Carryover	\$10,170,000
Vehicle Charges	6,992,000
Interest Income	<u>83,000</u>
Total	<u>\$17,245,000</u>
 <u>Expenditures:</u>	
Operating Expenditures	\$1,710,000
Replacement Vehicle Purchases	5,677,000
Transfer to MDFR (Fund 011, Subfund 111)	2,500,000
Transfer to General Fund (Fund 010)	356,000
Transfer to Capital Outlay Reserve (Fund 313, Subfund 313)	2,000,000
Transfer to Fleet Building Fund (Fund 030, Subfund 004)	2,100,000
Reserve for Future Vehicle Replacements	<u>2,902,000</u>
Total	<u>\$17,245,000</u>

**GENERAL SERVICES ADMINISTRATION
Parking and Retail Operations
(Fund 030, Subfunds 002 and 003)**

<u>Revenues:</u>	<u>2009-10</u>
Parking Revenue	\$3,198,000
Carryover	1,374,000
Retail Revenue	<u>378,000</u>
Total	<u>\$4,950,000</u>
<u>Expenditures:</u>	
Parking Operations Cost	\$3,365,000
Equipment Acquisition	376,000
Transfer to Administration (Fund 050, Subfund 001)	125,000
Transfer to Real Estate Management Section (Fund 050, Subfund 017)	268,000
Parking Reserves	656,000
Retail Operations Costs	<u>160,000</u>
Total	<u>\$4,950,000</u>

**GENERAL SERVICES ADMINISTRATION
Fleet Capital Projects
(Fund 030, Subfunds 004 and 005)**

<u>Revenues:</u>	<u>2009-10</u>
Carryover	\$6,454,000
Environmental Resources Management Environmental Surcharge	1,752,000
Transfer from Vehicle Replacement Fund (Fund 030, Subfund 001)	2,100,000
Labor Surcharge for Capital Projects	<u>400,000</u>
Total	<u>\$10,706,000</u>
<u>Expenditures:</u>	
Environmental Resources Management Fuel Tank Replacements	\$700,000
Fleet Facility Construction Projects	2,017,000
Construction Reserve	4,958,000
Replacement of the Equipment Management System	2,000,000
Operating Expenditures	<u>1,031,000</u>
Total	<u>\$10,706,000</u>

**GENERAL SERVICES ADMINISTRATION
Facilities and Utilities Management Building Reserve Fund
(Fund 030, Subfund 006)**

<u>Revenues:</u>	<u>2009-10</u>
Carryover	3,167,000
Total	<u>\$3,167,000</u>
<u>Expenditures:</u>	
Transfer to Facilities and Utilities Management (Fund 050, Subfund 010)	\$2,123,000
Transfer to Building Construction Reserve	<u>1,044,000</u>
Total	<u>\$3,167,000</u>

MUNICIPAL SERVICES TRUST FUND

**Mitigation Payments
(Fund 030, Subfund 011)**

<u>Revenues:</u>	<u>2009-10</u>
City of Hialeah Gardens Mitigation Payment	\$38,000
Town of Medley Mitigation Payment	687,000
City of North Miami Mitigation Payment	42,000
Florida City Mitigation Payment	<u>22,000</u>
Total	<u>\$789,000</u>

<u>Expenditures:</u>	
MDPD Expenditures in the vicinity of the City of Hialeah Gardens	\$38,000
MDPD Expenditures in the vicinity of the Town of Medley and other Town of Medley related expenditures	687,000
MDPD Expenditures in the vicinity of the City of North Miami and other City of North Miami related expenditures	42,000
MDPD Expenditures in the vicinity of the Florida City and other Florida City related expenditures	<u>22,000</u>
Total	<u>\$789,000</u>

**MIAMI-DADE POLICE DEPARTMENT (MDPD)
Municipal Police Services Account
(Fund 030, Subfund 021)**

<u>Revenues:</u>	<u>2009-10</u>
City of Doral Mitigation Payment	\$6,251,000
City of Doral Optional Service Payment	<u>149,000</u>
Total	<u>\$6,400,000</u>

<u>Expenditures:</u>	
MDPD Expenditures in the vicinity of the City of Doral	\$6,251,000
MDPD Optional Service Expenditures for the City of Doral	<u>149,000</u>
Total	<u>\$6,400,000</u>

**ANIMAL SERVICES
Animal Care and Control
(Fund 030, Subfund 022, Project 022111)**

<u>Revenues:</u>	<u>2009-10</u>
Transfer from Countywide General Fund	\$1,351,000
Animal License Fees from Licensing Stations	3,795,000
Animal License Fees from Shelter	1,211,000
Code Violation Fines	1,150,000
Animal Shelter Fees	752,000
Miscellaneous Revenues	<u>203,000</u>
Total	<u>\$8,462,000</u>

<u>Expenditures:</u>	
Operating Expenditures	\$8,451,000
Transfer to Trust Fund 600 Subfund 022	<u>11,000</u>
Total	<u>\$8,462,000</u>

**OFFICE OF CAPITAL IMPROVEMENT
(Fund 030, Subfund 023)**

<u>Revenues:</u>	<u>2009-10</u>
Transfer from Capital Funds (Capital Working Fund)	\$2,086,000
Building Better Communities Bond Interest	\$1,690,000
Safe Neighborhood Parks Bond Interest	<u>\$159,000</u>
Total	<u>\$3,935,000</u>

<u>Expenditures:</u>	
Administrative Reimbursement	\$169,000
Transfer to Emergency Contingency Reserve (Fund 010-020)	\$67,000
Operating Expenditures	<u>3,699,000</u>
Total	<u>\$3,935,000</u>

**MIAMI-DADE POLICE DEPARTMENT (MDPD)
911 Emergency Fee
(Fund 030, Subfunds 025 and 035)**

<u>Revenues:</u>	<u>2009-10</u>
Carryover	\$3,064,000
911 Landline Emergency Fee	6,296,000
911 Wireless Fee	8,665,000
Interest	<u>105,000</u>
Total	<u>\$18,130,000</u>

<u>Expenditures:</u>	
Miami-Dade Police Department Expenditures	\$8,989,000
Enterprise Technology Services Department Expenditures	1,272,000
Municipal Expenditures	5,206,000
Reserve for Future Capital Equipment Acquisition	<u>2,663,000</u>
Total	<u>\$18,130,000</u>

**MIAMI-DADE POLICE DEPARTMENT (MDPD)
Municipal Police Services Account
(Fund 030, Subfund 026)**

<u>Revenues:</u>	<u>2009-10</u>
Town of Miami Lakes Local Police Patrol Services Contractual Payment	\$6,186,000
Town of Miami Lakes Optional Service Payment	<u>127,000</u>
Total	<u>\$6,313,000</u>

<u>Expenditures:</u>	
MDPD Local Police Patrol Expenditures for Town of Miami Lakes	\$6,186,000
MDPD Optional Service Expenditures for Town of Miami Lakes	<u>127,000</u>
Total	<u>\$6,313,000</u>

**MIAMI-DADE POLICE DEPARTMENT (MDPD)
Municipal Police Services Account
(Fund 030, Subfund 027)**

<u>Revenues:</u>	<u>2009-10</u>
Village of Palmetto Bay Local Police Patrol Services Contractual Payment	\$5,602,000
Village of Palmetto Bay Optional Service Payment	<u>92,000</u>
Total	<u>\$5,694,000</u>

<u>Expenditures:</u>	
MDPD Local Police Patrol Expenditures for Village of Palmetto Bay	5,602,000
MDPD Optional Service Expenditures for Village of Palmetto Bay	<u>92,000</u>
Total	<u>\$5,694,000</u>

FINANCE
(Fund 030, Subfund 031)

<u>Revenues:</u>	<u>2009-10</u>
Carryover	\$9,961,000
Bond Administration Fees and Charges	2,230,000
Tax Collector Ad Valorem Fees	22,516,000
Tax Collector Auto Tag Fees	11,594,000
Tourist Tax Collection Fees	2,330,000
Local Business Tax Receipt Fees	<u>3,286,000</u>
 Total	 <u>\$51,917,000</u>

<u>Expenditures:</u>	
Bond Administration Expenditures	\$2,472,000
Tax Collector Expenditures	24,996,000
Director and Controller Expenditures	9,591,000
Transfer to FAMIS/ADPICs (Fund 050, Project 053006 and 056113)	960,000
Transfer to Capital Outlay Reserve (Fund 310, Subfund 313)	<u>13,898,000</u>
 Total	 <u>\$51,917,000</u>

CONSUMER SERVICES
(Fund 030, Subfund 032, Various Projects)

<u>Revenues:</u>	<u>2009-10</u>
Transfer from Countywide General Fund	\$1,145,000
Fees and Charges	6,620,000
Local Business Tax Receipt	471,000
Code Fines and Lien Collections	667,000
Interagency Transfers	493,000
Transfer from Fund 110, Subfund 114	116,000
Carryover	<u>2,301,000</u>
 Total	 <u>\$11,813,000</u>

<u>Expenditures:</u>	
Operating Expenditures	\$11,074,000
Administrative Reimbursement	329,000
Transfer to Emergency Contingency Reserve (Fund 010-020)	130,000
Payment of County Rent to General Services Administration	<u>280,000</u>
 Total	 <u>\$11,813,000</u>

CULTURAL PROGRAMS
Museum Operating Grants
(Fund 030, Subfund 033)

<u>Revenues:</u>	<u>2009-10</u>
Transfer from Two-Thirds Convention Development Tax (Fund 160)	<u>\$2,975,000</u>

<u>Expenditures:</u>	
Miami Art Museum (MAM) Operating Grant	\$1,159,000
Miami Science Museum Operating Grant	707,000
Historical Association of Southern Florida (HASF) Operating Grant	730,000
Payment of County Rent to General Services Administration (MAM)	192,000
Payment of County Rent to General Services Administration (HASF)	<u>187,000</u>
 Total	 <u>\$2,975,000</u>

**BUILDING CODE COMPLIANCE
(Fund 030, Subfund 034, Various Projects)**

<u>Revenues:</u>	<u>2009-10</u>
Board Fees and Book Sales	\$162,000
Carryover	5,500,000
Code Compliance Fees	2,100,000
Code Fines / Lien Collections	149,000
Contractor's Licensing and Enforcement Fees	1,885,000
Fees and Charges	400,000
Interest Earnings	99,000
Product Control Certification Fees	<u>2,200,000</u>
 Total	 <u>\$12,495,000</u>

<u>Expenditures:</u>	
Operating Expenditures	\$11,264,000
Administrative Reimbursement	383,000
Transfer to Emergency Contingency Reserve (Fund 010-020)	151,000
Payment of County Rent to General Services Administration	<u>697,000</u>
 Total	 <u>\$12,495,000</u>

**CLERK OF COURTS
Non-Court Related Clerk Fees
(Fund 030, Subfund 036)**

<u>Revenues:</u>	<u>2009-10</u>
Transfer from Countywide General Fund	\$3,972,000
Value Adjustment Board	577,000
Code Enforcement Revenue	1,170,000
Marriage License Fees	1,201,000
County Recorder	8,098,000
Clerk of the Board	13,000
Miscellaneous Revenues	<u>232,000</u>
 Total	 <u>\$15,263,000</u>

<u>Expenditures:</u>	
Non-Court Operations	<u>\$15,263,000</u>

**PUBLIC WORKS
Special Operations
(Fund 030, Subfund 037, Various Projects)**

<u>Revenues:</u>	<u>2009-10</u>
Construction and Land Development Carryover	\$628,000
Special Taxing Administration Carryover	400,000
Construction Permit Fees	1,600,000
Construction Telecommunications	1,000,000
Land Development Plat Fees	800,000
FDOT Payment	2,077,000
Special Taxing Districts -- Interfund Transfer	2,498,000
Intradepartmental Transfers	<u>272,000</u>
 Total	 <u>\$9,275,000</u>

<u>Expenditures:</u>	
Construction and Subdivision Control	\$2,773,000
Land Development Operation	1,255,000
Special Taxing Districts Administration	2,794,000
Reimburse General Fund Expenditures in Traffic Signals and Signs	2,077,000
Transfer to Emergency Contingency Reserve (Fund 010-020)	104,000
Intradepartmental Transfers	<u>272,000</u>
 Total	 <u>\$9,275,000</u>

**ENVIRONMENTAL RESOURCES MANAGEMENT
Operations
(Fund 030, Subfund 039)**

<u>Revenues:</u>	<u>2009-10</u>
Carryover	\$3,293,000
Transfer from Environmentally Endangered Lands (Fund 080, Subfunds 081 and 082)	1,058,000
Utility Service Fees	21,250,000
Operating Permit Fees	7,269,000
Plan Review Fees	8,893,000
Tag Fees	1,750,000
Ticketing Ordinance Revenue	60,000
Environmental Litigation Revenues	100,000
Transfer from Miami-Dade Aviation Department	795,000
Contamination Cleanup	150,000
Interest	150,000
Miscellaneous	1,000,000
Transfer from Artificial Reef Trust Fund	<u>10,000</u>
Total	<u>\$45,778,000</u>
<u>Expenditures:</u>	
Operating Expenditures	\$38,140,000
Administrative Reimbursement	1,971,000
Consumer Services Department Environmental Projects	53,000
Artificial Reef Program Expenditures	10,000
Environmental Litigation Expenditures	100,000
Cash Reserve	<u>5,504,000</u>
Total	<u>\$45,778,000</u>

**ADMINISTRATIVE OFFICE OF THE COURTS (AOC)
(Fund 030, Subfund 042)**

<u>Revenues:</u>	<u>2009-10</u>
Transfer from Countywide General Fund	\$12,062,000
Criminal Court Costs (25% of \$65 surcharge)	428,000
Criminal Court Costs (\$85 surcharge)	2,311,000
Criminal Court Costs (\$15 surcharge)	5,898,000
Process Service Fees	<u>100,000</u>
Total	<u>\$20,799,000</u>
<u>Expenditures:</u>	
Operating Expenditures	<u>\$20,799,000</u>

**GOVERNMENT INFORMATION CENTER
(Fund 030, Subfund 043)**

<u>Revenues:</u>	<u>2009-10</u>
Transfer from Countywide General Fund	\$9,295,000
Transfer from Unincorporated Municipal Services Area General Fund	3,797,000
Interagency Transfers	4,271,000
Miscellaneous Charges	<u>10,000</u>
Total	<u>\$17,373,000</u>
<u>Expenditures:</u>	
Operating Expenditures	<u>\$17,373,000</u>

**CORRECTIONS AND REHABILITATION
Food Services Special Purpose Account
(Fund 030, Subfund 044)**

<u>Revenues:</u>	<u>2009-10</u>
Carryover	<u>\$312,000</u>
<u>Expenditures:</u>	
Training, Capital, Technology, and Future Unmet Budget Objectives	<u>\$312,000</u>

**MIAMI-DADE POLICE DEPARTMENT (MDPD)
Municipal Police Services Account
(Fund 030, Subfund 046)**

<u>Revenues:</u>	<u>2009-10</u>
Town of Cutler Bay Local Police Patrol Services Contractual Payment	\$6,977,000
Town of Cutler Bay Optional Service Payment	<u>208,000</u>
Total	<u>\$7,185,000</u>
<u>Expenditures:</u>	
MDPD Local Police Patrol Expenditures for the Town of Cutler Bay	\$6,977,000
MDPD Optional Service Expenditures for the Town of Cutler Bay	<u>208,000</u>
Total	<u>\$7,185,000</u>

**MIAMI-DADE POLICE DEPARTMENT (MDPD)
Municipal Police Services Account
(Fund 030, Subfund 047)**

<u>Revenues:</u>	<u>2009-10</u>
City of South Miami Optional Service Payment	<u>\$62,000</u>
<u>Expenditures:</u>	
MDPD Optional Service Expenditures for the City of South Miami	<u>\$62,000</u>

**OFFICE OF COMMUNITY ADVOCACY
(Fund 030, Subfund 048)**

<u>Revenues:</u>	<u>2009-10</u>
Transfer from Countywide General Fund	\$944,000
Interagency Transfers	97,000
Federal Grants/Contracts	<u>117,000</u>
Total	<u>\$1,158,000</u>
<u>Expenditures:</u>	
Operating Expenditures	<u>\$1,158,000</u>

**AUDIT AND MANAGEMENT SERVICES
Internal Operations
(Fund 030, Subfund 052, Project 052015)**

<u>Revenues:</u>	<u>2009-10</u>
Charges for Audits or Special Studies	<u>\$1,558,000</u>
<u>Expenditures:</u>	
Operating Expenditures	<u>\$1,558,000</u>

**BUILDING AND NEIGHBORHOOD COMPLIANCE
(Fund 030, Subfund 060)**

<u>Revenues:</u>	<u>2009-10</u>
Transfer from Unincorporated Municipal Services Area General Fund	\$5,376,000
Interagency Transfers	662,000
Building Administrative Fees	303,000
Code Fines/Lien Collections	3,910,000
Permitting Trade Fees	20,555,000
Unsafe Structures Collections	<u>1,949,000</u>
Total	<u>\$32,755,000</u>
<u>Expenditures:</u>	
Operating Expenditures	\$28,936,000
Administrative Reimbursement	750,000
Transfer to Emergency Contingency Reserve (Fund 010-020)	297,000
Payment of County Rent to General Services Administration	<u>2,772,000</u>
Total	<u>\$32,755,000</u>

**PLANNING AND ZONING
(Fund 030, Subfund 070, Various Projects)**

<u>Revenues:</u>	<u>2009-10</u>
Zoning Fees	\$7,773,000
Planning Fees	774,000
Administration	318,000
Carryover	455,000
Transfer from Countywide General Fund	2,677,000
Transfer from Unincorporated Municipal Services Area General Fund	2,166,000
Public Health Trust	<u>300,000</u>
Total	<u>\$14,463,000</u>
<u>Expenditures:</u>	
Operating Expenditures	\$13,282,000
Administrative Reimbursement	260,000
Transfer to Emergency Contingency Reserve (Fund 010-020)	102,000
Payment of County Rent to General Services Administration	<u>819,000</u>
Total	<u>\$14,463,000</u>

**EMERGENCY MANAGEMENT
(Fund 030, Subfund 071)**

<u>Revenues:</u>	<u>2009-10</u>
Transfer from Countywide General Fund	\$2,232,000
Emergency Plan Review Fees	<u>30,000</u>
Total	<u>\$2,262,000</u>
<u>Expenditures:</u>	
Operating Expenditures	<u>\$2,262,000</u>

**OFFICE OF GRANTS COORDINATION
(Fund 030, Subfund 080)**

<u>Revenues:</u>	<u>2009-10</u>
Transfer from Countywide General Fund	\$2,756,000
Transfer from UMSA General Fund	<u>504,000</u>
Total	<u>\$3,260,000</u>
<u>Expenditures:</u>	
Operating Expenditures	<u>\$3,260,000</u>

PARK AND RECREATION
General Operations
(Fund 040, Subfund 001, 002 and 003)

<u>Revenues:</u>	<u>2009-10</u>
Carryover	\$852,000
Transfer from Countywide General Fund	35,637,000
Transfer from Unincorporated Municipal Service Area General Fund	14,594,000
Fees and Charges	35,476,000
Transfers from Solid Waste Management (Fund 490)	50,000
Transfer from Two-Thirds Convention Development Tax for the Tennis Center at Crandon Park (Fund 160)	<u>1,000,000</u>
Total	<u>\$87,609,000</u>

<u>Expenditures:</u>	
Total Operating Expenditures	\$85,691,000
Debt Payment Country Club of Miami (Project 213314)	445,000
Loan Payment to Fund 310 Project 313100 - Palmetto Mini Golf	50,000
Debt Payment - Country Club of Miami (Project 213424 and 214102)	572,000
Transfer to Marina Memorandum of Understanding (MOU) Reserve (Fund 040, Subfund 004)	<u>851,000</u>
Total	<u>\$87,609,000</u>

PARK AND RECREATION
Marina MOU Reserve
(Fund 040, Subfund 004)

<u>Revenues:</u>	<u>2009-10</u>
Carryover	\$50,000
Interest Earnings	30,000
Transfer from Marina Operating Funds (Fund 040, Subfund 003)	<u>851,000</u>
Total	<u>\$931,000</u>

<u>Expenditures:</u>	
Capital Improvements	\$92,000
Debt Service (Sunshine Loan Payment) Project 298503 & 298500	<u>839,000</u>
Total	<u>\$931,000</u>

GENERAL SERVICES ADMINISTRATION
Internal Service Operations
(Fund 050, Various Subfunds)

<u>Revenues:</u>	<u>2009-10</u>
Internal Service Fees and Charges	\$229,268,000
Carryover	5,628,000
Transfer from Health Insurance Trust Fund	17,294,000
Transfer from Parking (Fund 030, Subfund 002)	125,000
Transfer from Retail (Fund 030, Subfund 003)	268,000
Transfer from Facilities and Utilities Management Building Reserve Fund (Fund 030, Subfund 006)	2,123,000
Intradepartmental Transfers	10,075,000
Transfer from Countywide General Fund	36,836,000
Transfer from Unincorporated Municipal Service Area General Fund	<u>15,117,000</u>
Total	<u>\$316,734,000</u>

<u>Expenditures:</u>	
Operating Expenditures	\$273,269,000
Capital Projects Expenditures	1,284,000
Reimbursement to County Attorney's Office for Legal Services	3,800,000
Transfer to Capital Outlay Reserve (Fund 310)	12,578,000
Transfer to Debt Service (Fund 213, Projects 213428, 213720, 213723, and 213727)	11,975,000
Transfers to Operating Reserves	3,753,000
Intradepartmental Transfers	<u>10,075,000</u>
Total	<u>\$316,734,000</u>

**AMERICANS WITH DISABILITIES ACT COORDINATION
(Fund 050, Subfund 040)**

<u>Revenues:</u>	<u>2009-10</u>
Transfer from Countywide General Fund	\$351,000
Transfer from UMSA General Fund	<u>145,000</u>
Total	<u>\$496,000</u>

<u>Expenditures:</u>	
Operating Expenditures	<u>\$496,000</u>

**MUNICIPAL HANDICAPPED PARKING FINES
(Fund 050, Subfund 041)**

<u>Revenues:</u>	<u>2009-10</u>
Carryover	\$305,000
Municipal Parking Fines	<u>271,000</u>
Total	<u>\$576,000</u>

<u>Expenditures:</u>	
Disbursements to Municipalities for Americans with Disabilities Awareness Projects	<u>\$576,000</u>

**PROCUREMENT MANAGEMENT
Internal Services Operations
(Fund 050, Subfund 050)**

<u>Revenues:</u>	<u>2009-10</u>
Carryover	\$4,793,000
User Access Fees	9,547,000
Interest Earnings	49,000
Miscellaneous Revenues	<u>6,000</u>
Total	<u>\$14,395,000</u>

<u>Expenditures:</u>	
Operating Expenditures	\$11,173,000
Administrative Reimbursement	414,000
Transfer to Emergency Contingency Reserve (Fund 010-020)	164,000
Operating Reserve	2,011,000
Transfer to Small Business Development (Fund 120, Subfund 121)	<u>633,000</u>
Total	<u>\$14,395,000</u>

**FINANCE
Internal Service Fund
(Fund 050, Subfund 053)**

<u>Revenues:</u>	<u>2009-10</u>
Carryover	\$816,000
Cash Management Fees and Other Revenues	1,291,000
Credit and Collections Charges	1,564,000
Transfer from Fund 030 for FAMIS/ADPICS	<u>960,000</u>
Total	<u>\$4,631,000</u>

<u>Expenditures:</u>	
Cash Management Operating Expenditures	\$2,107,000
Credit and Collections Expenditures	1,564,000
FAMIS/ADPICS Expenditures	910,000
Transfer to Capital Outlay Reserve (Fund 310, Subfund 313)	<u>50,000</u>
Total	<u>\$4,631,000</u>

**CLERK OF COURTS
Records Management
(Fund 050, Subfund 057)**

<u>Revenues:</u>	<u>2009-10</u>
Carryover	\$391,000
Fees and Charges	<u>1,645,000</u>
Total	<u>\$2,036,000</u>
<u>Expenditures:</u>	
Operating Expenditures	<u>\$2,036,000</u>

**ENTERPRISE TECHNOLOGY SERVICES
(Fund 060, Various Subfunds)**

<u>Revenues:</u>	<u>2009-10</u>
Transfer from Countywide General Fund	\$27,152,000
Transfer from Unincorporated Municipal Service Area General Fund	11,090,000
Recording Fee Revenues	2,500,000
Charges to Departments for Telephone Services	19,040,000
Transfer from Fund 100, Subfund 104, Project 104141	1,000,000
Proprietary Fees	966,000
Intra Departmental Transfers	9,205,000
Charges to Departments for Services	<u>69,153,000</u>
Total	<u>\$140,106,000</u>
<u>Expenditures:</u>	
Operating Expenditures	\$119,118,000
Charges for Telephone Services	\$17,231,000
Charges to Debt Service (Project 298500 & 298300)	1,809,000
Charges to Debt Service (Project 213724)	383,000
Transfer to COR for Cyber Security Debt Service	<u>1,565,000</u>
Total	<u>\$140,106,000</u>

**ENVIRONMENTAL RESOURCES MANAGEMENT
Environmentally Endangered Lands Program (EEL)
(Fund 080, Subfunds 081 and 082)**

<u>Revenues:</u>	<u>2009-10</u>
Carryover for Land Acquisition	\$45,455,000
Carryover of Restricted Reserves for Land Management	20,000,000
Reimbursement from Building Better Communities GOB Program	4,502,000
Miscellaneous Reimbursements	2,368,000
Interest Earnings	<u>1,792,000</u>
Total	<u>\$74,117,000</u>
<u>Expenditures:</u>	
Transfer to Environmental Resources Management for EEL Administration, Planning and Design (Fund 030, Subfund 039)	\$1,058,000
Land Acquisition	4,209,000
Land Management	3,031,000
Reimbursement to Public Works for Land Acquisition Costs	250,000
Cash Reserve	<u>65,569,000</u>
Total	<u>\$74,117,000</u>

**MIAMI-DADE LIBRARY SYSTEM
Operations
(Fund 090, Subfund 091)**

<u>Revenues:</u>	<u>2009-10</u>
Property Taxes (Tax Roll:\$202,344,136,687)	\$73,469,000
Carryover (Operating)	66,374,000
State Aid to Public Libraries	1,000,000
Library Fines and Fees	869,000
Interest Earnings	494,000
Miscellaneous Revenue	<u>103,000</u>
Total	<u>\$142,309,000</u>

<u>Expenditures:</u>	
Library Operations	\$63,989,000
Books and Materials Purchases	3,149,000
Administrative Reimbursement	2,889,000
Transfer to Fund 090 095	1,244,000
Transfer to Cultural Programs (Fund 030 033)	5,976,000
Transfer to Emergency Contingency Reserve (Fund 010-020)	1,131,000
Transfer to Fund 310 311	822,000
Debt Service	1,824,000
Library Start-up Costs	980,000
Payment of County Rent to General Services Administration	4,069,000
Operating Reserves	<u>56,236,000</u>
Total	<u>\$142,309,000</u>

**MIAMI-DADE LIBRARY SYSTEM
Capital Plan Projects
(Fund 090, Subfund 095)**

<u>Revenues:</u>	<u>Prior Years</u>	<u>FY 2009-10</u>	<u>Future Years</u>	<u>Total</u>
Library Taxing District (Transfer from Fund 090 091)	<u>\$378,000</u>	<u>\$1,244,000</u>	<u>\$20,500,000</u>	<u>\$22,122,000</u>

<u>Expenditures:</u>	<u>Prior Years</u>	<u>FY 2009-10</u>	<u>Future Years</u>	<u>Total</u>
Coral Gables	\$0	\$0	\$2,250,000	\$2,250,000
Coral Reef	100,000	90,000	800,000	990,000
Kendall	0	0	2,896,000	2,896,000
Little River	0	0	438,000	438,000
Miami Lakes	0	175,000	225,000	4,000,000
Miscellaneous Projects	<u>0</u>	<u>0</u>	<u>11,548,000</u>	<u>11,548,000</u>
Total	<u>\$100,000</u>	<u>\$265,000</u>	<u>\$18,157,000</u>	<u>\$22,122,000</u>

**LAW LIBRARIES
(Fund 100, Subfund 102, Project 102001)**

<u>Revenues:</u>	<u>2009-10</u>
Criminal Court Costs Fees	\$428,000
Service Charges	298,000
Occupational Licenses	85,000
Miscellaneous Revenue	51,000
Interest Earnings	<u>1,000</u>
Total	<u>\$863,000</u>

<u>Expenditures:</u>	
Operating Expenditures	<u>\$863,000</u>

**LAW LIBRARIES B (AOC)
(Fund 100, Subfund 102, Project 102004)**

<u>Revenues:</u>	<u>2009-10</u>
Carryover	<u>\$791,000</u>

<u>Expenditures:</u>	
Operating Expenditures	<u>\$791,000</u>

**LEGAL AID SOCIETY
(Fund 100, Subfund 103)**

<u>Revenues:</u>	<u>2009-10</u>
Transfer from Countywide General Fund	\$1,312,000
Miscellaneous Revenue	814,000
Civil Pro Bono Program Revenue	661,000
Criminal Court Costs Fees	428,000
Carryover	355,000
Victims of Crime Act Grant	90,000
Community-based Organization	<u>20,000</u>
Total	<u>\$3,680,000</u>

<u>Expenditures:</u>	
Operating Expenditures	<u>\$3,680,000</u>

**OFFICE OF FILM AND ENTERTAINMENT
(Fund 100, Subfund 104, Project 104123)**

<u>Revenues:</u>	<u>2009-10</u>
Transfer from Countywide General Fund	\$293,000
Miscellaneous Revenue	91,000
Film Application Fees	<u>80,000</u>
Total	<u>\$464,000</u>

<u>Expenditures:</u>	
Operating Expenditures	<u>\$464,000</u>

**Protocol Fund
(Fund 100, Subfund 104, Project 104126)**

<u>Revenues:</u>	<u>2009-10</u>
Carryover	<u>\$15,000</u>

<u>Expenditures:</u>	
Operating Expenditures	<u>\$15,000</u>

**THE JAY MALINA INTERNATIONAL TRADE CONSORTIUM
(Fund 100, Subfund 104, Project 104140)**

<u>Revenues:</u>	<u>2009-10</u>
Contribution from Miami-Dade Seaport Department	\$295,000
Contribution from Greater Miami Convention & Visitors Bureau	100,000
Transfer from Countywide General Fund	<u>813,000</u>
Total	<u>\$1,208,000</u>

<u>Expenditures:</u>	
Operating Expenditures	<u>\$1,208,000</u>

**ENTERPRISE TECHNOLOGY SERVICES DEPARTMENT
800 Megahertz Radio System Maintenance
(Fund 100, Subfund 104, Project 104141)**

<u>Revenues:</u>	<u>2009-10</u>
Traffic Fines	<u>\$1,000,000</u>

<u>Expenditures:</u>	
Transfer to Fund 060, Subfund 004	<u>\$1,000,000</u>

**Driving While License Suspended Traffic School (AOC)
(Fund 100, Subfund 106, Project 106003)**

<u>Revenues:</u>	<u>2009-10</u>
Carryover	\$422,000
Program Fees	450,000
Interest	<u>15,000</u>
Total	<u>\$887,000</u>

<u>Expenditures:</u>	
Operating Expenditures	<u>\$887,000</u>

**Court Standby Program (SAO)
(Fund 100, Subfund 106, Project 106005)**

<u>Revenues:</u>	<u>2009-10</u>
Carryover	\$254,000
Transfer from the Miami-Dade Police Department	164,000
Interest Earnings	2,000
Contribution from Municipal Police Departments	<u>250,000</u>
Total	<u>\$670,000</u>

<u>Expenditures:</u>	
Operating Expenditures	<u>\$670,000</u>

**Self Help Unit (AOC)
(Fund 100, Subfund 106, Project 106006)**

<u>Revenues:</u>	<u>2009-10</u>
Carryover	\$676,000
Interest Earnings	2,000
Program Income	<u>790,000</u>
Total	<u>\$1,468,000</u>

<u>Expenditures:</u>	
Operating Expenditures	<u>\$1,468,000</u>

**Miami-Dade County Adult Drug Court (AOC)
(Fund 100, Subfund 106, Project 106007)**

<u>Revenues:</u>	<u>2009-10</u>
Carryover	<u>\$44,000</u>

<u>Expenditures:</u>	
Operating Expenditures	<u>\$44,000</u>

**METRO-MIAMI ACTION PLAN TRUST
Teen Court
(Fund 100, Subfund 106, Project 106129)**

<u>Revenues:</u>	<u>2009-10</u>
Carryover	\$1,329,000
Traffic Court Fees	1,200,000
Interest	<u>25,000</u>
Total	<u>\$2,554,000</u>

<u>Expenditures:</u>	
Teen Court Juvenile Diversion and Intervention Program	<u>\$2,554,000</u>

**GENERAL SERVICES ADMINISTRATION
Caleb Center Special Revenue Fund
(Fund 100, Subfund 107, Project 107032)**

<u>Revenues:</u>	<u>2009-10</u>
Carryover	\$260,000
Facility Rental Fees	50,000
Interest Earnings	5,000
 Total	 <u>\$315,000</u>
 <u>Expenditures:</u>	
Facility Improvements (Current and Future)	<u>\$315,000</u>

**OFFICE OF INSPECTOR GENERAL
(Fund 100, Subfund 108, Project 108000)**

<u>Revenues:</u>	<u>2009-10</u>
Carryover	\$887,000
Costs for Audits on County Contracts	2,275,000
Miami International Airport Oversight	400,000
Miami-Dade Water and Sewer Department Oversight	200,000
Solid Waste Management Oversight	50,000
Miami-Dade County School Board	350,000
Miscellaneous Revenue	10,000
Miami-Dade Transit	100,000
Interest Earnings	10,000
 Total	 <u>\$4,282,000</u>
 <u>Expenditures:</u>	
Operating Expenditures	<u>\$4,282,000</u>

**COMMISSION ON ETHICS AND PUBLIC TRUST
(Fund 100, Subfund 108, Project 108001)**

<u>Revenues:</u>	<u>2009-10</u>
Clerk of the Board (Lobbyist Trust Fund)	<u>\$25,000</u>
 <u>Expenditures:</u>	
Operating Expenditures	<u>\$25,000</u>

**LEASE SUBLEASE AGREEMENT
Special Revenue Fund
(Fund 100, Subfund 109)**

<u>Revenues:</u>	<u>2009-10</u>
Rental Income	\$4,300,000
Interest Income	2,846,000
Capital Reserve	1,593,000
 Total	 <u>\$8,739,000</u>
 <u>Expenditures:</u>	
Rental Expense	<u>\$8,739,000</u>

**EMERGENCY MANAGEMENT AND HOMELAND SECURITY
(Fund 100, Subfund 111)**

<u>Revenues:</u>	<u>2009-10</u>
Radiological Emergency Preparedness Agreement	<u>\$309,000</u>
 <u>Expenditures:</u>	
Operating Expenditures	<u>\$309,000</u>

CORRECTIONS AND REHABILITATION
Special Revenue Operations
(Fund 110, Subfund 111)

<u>Revenues:</u>	<u>2009-10</u>
Carryover	\$1,818,000
Subsistence Fees and Uniforms	1,757,000
Jail Commissary Commission	864,000
Monitored Release Fees	571,000
Medical Fees	20,000
Rehabilitation Program Receipts	135,000
Interest	51,000
Law Enforcement Education Fund (Second Dollar Fines)	150,000
Food Catering Service Receipts	85,000
Pretrial Volunteer Receipts	20,000
Inmate Industries	<u>450,000</u>
 Total	 <u>\$5,921,000</u>

<u>Expenditures:</u>	
Jail Commissary	\$226,000
Monitored Release	625,000
Rehabilitation Work Crew Expenses (Boot Camp)	192,000
Law Enforcement Education	228,000
Inmate Industry Operations	450,000
Fee Supported Boot Camp Expenditures	1,340,000
Other Operating Expenses	2,187,000
Transfer to Inmate Welfare Trust Fund (Fund 600, Subfund 601)	<u>673,000</u>
 Total	 <u>\$5,921,000</u>

MIAMI-DADE POLICE DEPARTMENT (MDPD)
Special Revenue Operations
(Fund 110, Subfund 112)

<u>Revenues:</u>	<u>2009-10</u>
Transfer from Unincorporated Municipal Service Area General Fund	\$4,397,000
Carryover	1,773,000
First Dollar Fines	160,000
Second Dollar Fines	1,000,000
Law Enforcement Training Traffic Violation Fines	325,000
School Crossing Guard Parking Ticket Surcharge (Transfer from Fund 110, Subfund 115)	<u>1,885,000</u>
 Total	 <u>\$9,540,000</u>

<u>Expenditures:</u>	
Education and Training	\$2,970,000
School Crossing Guard Program	<u>6,570,000</u>
 Total	 <u>\$9,540,000</u>

JUVENILE SERVICES
(Fund 110, Subfund 112, Project 112200)

<u>Revenues:</u>	<u>2009-10</u>
Traffic Ticket Surcharge	<u>\$428,000</u>

<u>Expenditures:</u>	
Juvenile Assessment Center Expenditures	<u>\$428,000</u>

MEDICAL EXAMINER
Special Services Fund
(Fund 110, Subfund 113, Project 113030)

<u>Revenues:</u>	<u>2009-10</u>
Transfer from Countywide General Fund	\$8,854,000
Service Fees	<u>530,000</u>
 Total	 <u>\$9,384,000</u>

<u>Expenditures:</u>	
Operating Expenditures	<u>\$9,384,000</u>

**CONSUMER SERVICES
Community Antenna Television (CATV) Systems
Capital Contribution Fund
(Fund 110, Subfund 114)**

<u>Revenues:</u>	<u>2009-10</u>
Capital Contribution	\$405,000
Carryover	<u>116,000</u>
Total	<u>\$521,000</u>

<u>Expenditures:</u>	<u>2009-10</u>
Transfer to Capital Outlay Reserve (Fund 310)	\$405,000
Transfer to Fund 030, Subfund 032	<u>116,000</u>
Total	<u>\$521,000</u>

**SCHOOL CROSSING GUARD TRUST FUND
(Fund 110, Subfund 115)**

<u>Revenues:</u>	<u>2009-10</u>
Parking Ticket Surcharge for School Crossing Guard (Transfer from Fund 110, Subfund 112)	\$3,235,000
Interest Earnings	<u>45,000</u>
Total	<u>\$3,280,000</u>

<u>Expenditures:</u>	<u>2009-10</u>
Transfer to Miami-Dade Police Department (Fund 110, Subfund 112)	\$1,885,000
Disbursements to Municipalities	<u>1,395,000</u>
Total	<u>\$3,280,000</u>

**SMALL BUSINESS DEVELOPMENT
(Fund 120, Subfund 121)**

<u>Revenues:</u>	<u>2009-10</u>
Transfer from Procurement Management (User Access Fee) (Fund 050, Subfund 050)	\$633,000
Transfer from Capital Working Fund	3,476,000
Transfer from Minority Business Conference Trust Fund (Project 606TBD)	91,000
Contract Monitoring Fees	1,214,000
Carryover	<u>122,000</u>
Total	<u>\$5,536,000</u>

<u>Expenditures:</u>	<u>2009-10</u>
Operating Expenditures	<u>\$5,536,000</u>

**ECONOMIC DEVELOPMENT
BEACON COUNCIL
(Fund 120, Subfund 122)**

<u>Revenues:</u>	<u>2009-10</u>
Local Business Tax Receipts	<u>\$3,671,000</u>

<u>Expenditures:</u>	<u>2009-10</u>
Transfer to Beacon Council	<u>\$3,671,000</u>

**PARK AND RECREATION
Miami Metrozoo
(Fund 125, Subfund 126)**

<u>Revenues:</u>	<u>2009-10</u>
Carryover	\$602,000
Transfer from Countywide General Fund	9,795,000
Admission and Concession Fees	<u>8,320,000</u>
 Total	 <u>\$18,717,000</u>

<u>Expenditures:</u>	
Loan Payment to Fund 310, Project 313100 for the Carousel	\$93,000
Operating Expenditures	<u>18,624,000</u>
 Total	 <u>\$18,717,000</u>

**Department of Cultural Affairs
(Fund 125, Subfund 127)**

<u>Revenues:</u>	<u>2009-10</u>
Carryover	\$4,655,000
Transfer from Countywide General Fund	480,000
Transfer from Tourist Development Tax (TDT) (Fund 150, Subfund 151)	2,676,000
National Endowment for the Arts - ARRA Grant	250,000
Convention Development Tax Proceeds (Fund 160)	1,770,000
State of Florida Artistic Automobile License Tag Revenue	50,000
Transfer from Library (Fund 090 Subfund 091)	5,976,000
Children's Trust Grant	1,152,000
John S. & James L. Knight Foundation Grant	<u>400,000</u>
 Total	 <u>\$17,409,000</u>

<u>Expenditures:</u>	
Administrative Expenditures	\$2,326,000
Artistic License/Arts Education Programs	472,000
Capital Development Grants	185,000
Community Grants	450,000
Cultural Advancement Grants	1,451,000
Culture Shock Miami	566,000
Dance Miami (Choreographers) Fellowships	35,000
Developing Arts in Neighborhoods Grants	200,000
Fairchild Tropical Gardens	418,000
Festivals and Special Events Grants	820,000
Hannibal Cox Jr. Cultural Grants	426,000
Historical Museum of South Florida	178,000
International Cultural Exchange Grants	170,000
Major Cultural Institutions Grants	2,750,000
Miami Art Museum	346,000
Miami Science Museum	414,000
Miami Sports Commission	250,000
National Endowment for the Arts - ARRA Grants to Organization	250,000
Service Organizations Grants	310,000
South Miami-Dade Cultural Arts Center operational funding	3,129,000
Summer Arts & Science Camps for Kids Grants	350,000
Targeted Initiatives Grants	244,000
Transfer to Emergency Contingency Reserve (Fund 010 Subfund 020)	8,000
Transfer to Vizcaya Museum and Gardens (Fund 450)	265,000
Youth Arts Enrichment Grants	350,000
Youth Arts Miami Grants	720,000
Zoological Society of Florida	<u>326,000</u>
 Total	 <u>\$17,409,000</u>

DEPARTMENT OF CULTURAL AFFAIRS
Art in Public Places Program
(Fund 125, Subfund 128)

<u>Revenues:</u>	<u>2009-10</u>
Carryover	\$1,304,000
Revenues from Proprietary Capital Projects	<u>3,389,000</u>
Total	<u>\$4,693,000</u>
<u>Expenditures:</u>	
Administrative Expenditures	\$1,169,000
Artwork and Program Expenditures	2,250,000
Administrative Reimbursement	20,000
Transfer to Capital Expenditures for Maintenance	250,000
Reserve for Artwork and Program Expenditures	<u>1,004,000</u>
Total	<u>\$4,693,000</u>

PARK AND RECREATION
Capital Grants
(Fund 130)

<u>Revenues:</u>	<u>2009-10</u>
Grant Revenue	<u>\$8,500,000</u>
<u>Expenditures:</u>	
Boating-related improvements	\$1,000,000
Greenway and Trails Network	4,000,000
Children's Trust Program	2,000,000
Land Acquisitions	500,000
Auditorium Improvements	500,000
Other Park Improvements	<u>500,000</u>
Total	<u>\$8,500,000</u>

STORMWATER UTILITY FUND
(Fund 140, Subfund 141)

<u>Revenues:</u>	<u>2009-10</u>
Carryover	\$51,536,000
Stormwater Utility Fees	32,965,000
Stormwater Bond Proceeds	1,499,000
Municipal Reimbursements	1,776,000
Miscellaneous Reimbursements	2,000,000
Grants from Fund 720	70,000
Interest Earnings	<u>1,050,000</u>
Total	<u>\$90,896,000</u>
<u>Expenditures:</u>	
Transfers:	
Stormwater Utility Capital Improvement Program (Fund 310, Subfund 316)	\$15,854,000
Debt Service Revenue Fund (Project 211101, 1999 Series)	2,899,000
Debt Service Revenue Fund (Project 211101, 2004 Series)	4,717,000
Environmental Resources Management Operations (Fund 140, Subfund 142)	9,414,000
Public Works Operations (Fund 140, Subfund 143)	23,973,000
Cash Reserve for Capital Projects	<u>34,039,000</u>
Total	<u>\$90,896,000</u>

STORMWATER UTILITY PROGRAM
Environmental Resources Management-Operations
(Fund 140, Subfund 142)

<u>Revenues:</u>	<u>2009-10</u>
Transfer from Stormwater Utility Fund (Fund 140, Subfund 141)	<u>\$9,414,000</u>
<u>Expenditures:</u>	
Administrative Reimbursement	\$437,000
Consumer Services Department National Pollution Discharge Elimination System	40,000
Stormwater Utility Billing and Collections	2,812,000
Stormwater Planning	4,822,000
Stormwater National Pollutant Discharge Elimination System and Flood Control	1,101,000
Stormwater Special Projects	<u>202,000</u>
Total	<u>\$9,414,000</u>

PUBLIC WORKS
Drainage Operations
(Fund 140, Subfund 143)

<u>Revenues:</u>	<u>2009-10</u>
Transfer from Stormwater Utility Fund (Fund 140, Subfund 141)	<u>\$23,972,000</u>
<u>Expenditures:</u>	
Municipal and Unincorporated Municipal Service Area Canal Maintenance and Drain Cleaning	\$22,054,000
Transfer to Emergency Contingency Reserve (Fund 010-020)	\$313,000
Intradepartmental Transfers	<u>1,605,000</u>
Total	<u>\$23,972,000</u>

HOMELESS TRUST
Reserves
(Fund 150, Subfund 150)

<u>Revenues:</u>	<u>2009-10</u>
Carryover - Capital Reserve	\$1,962,000
Interest Income	90,000
Carryover - Tax Equalization Reserve	<u>2,566,000</u>
Total	<u>\$4,618,000</u>
<u>Expenditures:</u>	
Capital Reserve	\$1,962,000
Tax Equalization Reserve	1,854,000
Transfer to Homeless Trust Operations and Capital (Fund 150, Subfund 155)	<u>802,000</u>
Total	<u>\$4,618,000</u>

TOURIST DEVELOPMENT TAX
(Fund 150, Subfund 151)

<u>Revenues:</u>	<u>2009-10</u>
Tourist Development Tax	<u>\$13,133,000</u>
<u>Expenditures:</u>	
Advertising and Promotion (Convention and Visitors Bureau)	\$6,670,000
Debt Service Payments (Ballpark Stadium Project)	2,540,000
Transfer to Cultural Affairs Council (CAC) (Fund 125, Subfund 127)	2,445,000
Transfer to CAC (Fund 720, Subfund 721)	95,000
Tourist Development Council (TDC) Grants	950,000
Administrative Reimbursement	260,000
Transfer to Fund 125, Subfund 127 for TDC Administrative Support	<u>173,000</u>
Total	<u>\$13,133,000</u>

**TOURIST DEVELOPMENT SURTAX
(Fund 150, Subfund 152)**

<u>Revenues:</u>	<u>2009-10</u>
Tourist Development Tax	<u>\$4,412,000</u>
<u>Expenditures:</u>	
Advertising and Promotion (Convention and Visitors Bureau)	\$4,167,000
Administrative Reimbursement	87,000
Transfer to Fund 125, Subfund 127 for TDC Administrative Support	58,000
TDC Grants	<u>100,000</u>
 Total	 <u>\$4,412,000</u>

**PROFESSIONAL SPORTS FRANCHISE FACILITY TAX
(Fund 150, Subfund 154)**

<u>Revenues:</u>	<u>2009-10</u>
Professional Sports Franchise Facility Tax	<u>\$6,567,000</u>
<u>Expenditures:</u>	
Transfer to Debt Service Fund (Project 205800)	<u>\$6,567,000</u>

**HOMELESS TRUST
Operations and Capital
(Fund 150, Subfund 155)**

<u>Revenues:</u>	<u>2009-10</u>
Food and Beverage Tax (1%) Proceeds	\$11,272,000
Private Sector Contribution	200,000
Food and Beverage Tax Interest	80,000
Carryover	969,000
Transfer from Homeless Trust Reserves (Fund 150, Subfund 150)	802,000
Transfer from Domestic Violence Oversight Board Trust Fund (Fund 150, SubFund 156)	2,088,000
Transfer from Countywide General Fund	<u>93,000</u>
 Total	 <u>\$15,504,000</u>
<u>Expenditures:</u>	
Homeless Trust Operations	\$13,174,000
Domestic Violence Shelter Operations	2,181,000
Payment of County Rent to General Services Administration	\$70,000
Transfer to Emergency Contingency Reserve (Fund 010-020)	\$22,000
Administrative Reimbursement	<u>57,000</u>
 Total	 <u>\$15,504,000</u>

**HOMELESS TRUST
DOMESTIC VIOLENCE OVERSIGHT BOARD TRUST FUND
(Fund 150, Subfund 156)**

<u>Revenues:</u>	<u>2009-10</u>
Carryover	\$8,014,000
Food and Beverage Tax (1%) Proceeds	1,990,000
Food and Beverage Interest	<u>204,000</u>
 Total	 <u>\$10,208,000</u>
<u>Expenditures:</u>	
Transfer to Homeless Trust Operations and Capital (Fund 150, Subfund 155)	\$2,088,000
Reserve for Future Year Domestic Violence Center Operations and Construction	<u>8,120,000</u>
 Total	 <u>\$10,208,000</u>

**CONVENTION DEVELOPMENT TAX
(Fund 160)**

<u>Revenues:</u>	<u>2009-10</u>
Convention Development Tax Proceeds	\$36,586,000
Shortfall Reserve	22,833,000
Performing Arts Center Repayment	1,500,000
Basketball Properties- Development Agreement Fees	<u>111,000</u>
Total	<u>\$61,030,000</u>

<u>Expenditures:</u>	
Debt Service Fund (Projects 206100, 206300, 206602)	\$20,905,000
Payment to the City of Miami Beach	4,500,000
Payment to the City of Miami	3,000,000
Transfer to Cultural Programs (Museum Operating Grants) (Fund 030, Subfund 033)	2,975,000
Park and Recreation (Fund 040)	1,000,000
Arena Management	500,000
Cultural Affairs Grants	1,000,000
Performing Arts Center Trust Operating Subsidy	5,179,000
Performing Arts Center Trust Subsidy	7,650,000
American Airlines Arena-related Costs	6,400,000
South Dade Operating Subsidy	770,000
Transfer to Vizcaya Operating Subsidy (Fund 450, Subfund 001)	981,000
Reserve for Debt Service and Shortfall Reserve	<u>6,170,000</u>
Total	<u>\$61,030,000</u>

**HOUSING FINANCE AUTHORITY
(Fund 170, Subfund 040)**

<u>Revenues:</u>	<u>2009-10</u>
Housing Fees and Charges	\$1,037,000
Carryover	3,686,000
Interest Income	1,080,000
Miscellaneous Revenues	<u>5,000</u>
Total	<u>\$5,808,000</u>

<u>Expenditures:</u>	
Operating Expenditures	\$2,154,000
Reserves	<u>3,654,000</u>
Total	<u>\$5,808,000</u>

CAPITAL WORKING FUND

<u>Revenues:</u>	<u>2009-10</u>
Transfer from Capital funds	<u>\$6,180,000</u>

<u>Expenditures:</u>	
Transfer to Office of Strategic Business Management	\$618,000
Transfer to Small Business Development (Fund 120, Subfund 121)	3,476,000
Transfer to Office of Capital Improvements (Fund 030, Subfund 023)	<u>2,086,000</u>
Total	<u>\$6,180,000</u>

DEBT SERVICE FUND

General Obligation Bonds

General Obligation Bonds – Fund 201
Fund Type: D1 – Subfund: 2A1
Interest and Sinking Fund

Project: 201100

<u>Revenues:</u>	<u>2009-10</u>
Ad Valorem – Countywide (Tax Roll: \$222,141,817,140)	\$5,293,000
Interest Earned on Good Faith Deposit	10,000
Interest on Deposits and Investments	9,000
Programmed Cash Reserve	<u>2,500,000</u>
 Total	 <u>\$7,812,000</u>
 <u>Expenditures:</u>	
Principal Payments on Bonds	\$3,685,000
Interest Payments on Bonds	3,352,000
Reserve for Bond Service	762,000
Trustee and Paying Agent Fees	7,000
Other General and Administrative Expenses	2,000
Arbitrage Rebate Computation Services	<u>4,000</u>
 Total	 <u>\$7,812,000</u>

Safe Neighborhood Park Program Bonds

General Obligation Bonds – Fund 201
Fund Type: D1 – Subfund: 2A1
Interest and Sinking Fund

Project: 201117

<u>Revenues:</u>	<u>2009-10</u>
Ad Valorem – Countywide (Tax Roll: \$222,141,817,140)	\$5,653,000
Programmed Cash Reserve	3,000,000
Interest on Deposits and Investments	<u>10,000</u>
 Total	 <u>\$8,663,000</u>
 <u>Expenditures:</u>	
Principal Payments of Bonds	\$2,515,000
Interest Payments on Bonds	4,827,000
Reserve for Bond Service	1,288,000
Transfer to Bond Administration (Fund 030, Subfund 031)	18,000
Other General and Administrative Expenses	6,000
Arbitrage Rebate Computation Services	<u>9,000</u>
 Total	 <u>\$8,663,000</u>

Building Better Communities Program Bonds

General Obligation Bonds – Fund 201
Fund Type: D1 – Subfund: 2A1
Interest and Sinking Fund

Project: 201119

<u>Revenues:</u>	<u>2009-10</u>
Ad Valorem – Countywide (Tax Roll: \$222,141,817,140)	\$49,199,000
Programmed Cash Reserve	15,000,000
Interest on Deposits and Investments	<u>225,000</u>
 Total	 <u>\$64,424,000</u>
 <u>Expenditures:</u>	
Principal Payments on Bonds	\$7,060,000
Interest Payments on Bonds	36,500,000
Reserve for Bond Service	20,740,000
Transfer to Bond Administration (Fund 030, Subfund 031)	109,000
Other General and Administrative Expenses	5,000
Arbitrage Rebate Computation Services	<u>10,000</u>
 Total	 <u>\$64,424,000</u>

Fire Rescue District Bonds

Special Obligation Bonds – Fire Rescue District – Fund 203
Fund Type: D3 – Subfund: 2F1
Fire Rescue District Series “1996 and 2002” – Debt Service Fund

Project: 203101

<u>Revenues:</u>	<u>2009-10</u>
Ad Valorem – Fire Rescue District (Tax Roll: \$132,173,050,313)	\$5,274,000
Programmed Cash Reserve	2,600,000
Interest on Deposits and Investments	<u>40,000</u>
Total	<u>\$7,914,000</u>
<u>Expenditures:</u>	
Principal Payments on Bonds	\$4,300,000
Interest Payments on Bonds	966,000
Reserve for Future Debt Service	2,623,000
Transfer to Bond Administration (Fund 030, Subfund 031)	13,000
Other General and Administrative Expenses	6,000
Arbitrage Rebate Computation Service	<u>6,000</u>
Total	<u>\$7,914,000</u>

Guaranteed Entitlement

Special Obligation Bonds – Guaranteed Entitlement – Fund 204
Fund Type: D4 – Subfund: 2G1
Guaranteed Entitlement Revenue Fund

Project: 204101

<u>Revenues:</u>	<u>2009-10</u>
Total Guaranteed Entitlement Receipts (Transfer from State Revenue Sharing - Fund 510, Subfund 512)	<u>\$13,631,000</u>
<u>Expenditures:</u>	
Transfers to Bond Service Account: Series 2007 Bonds (Project 204614)	<u>\$13,631,000</u>

Special Obligation Bonds – Guaranteed Entitlement – Fund 204
Fund Type: D4 – Subfund: 2G3
Guaranteed Entitlement Refg. Series “1988” – Bond Service Account

Project: 204311

<u>Revenues:</u>	<u>2009-10</u>
Programmed Cash Reserve	<u>\$7,000</u>
<u>Expenditures:</u>	
Arbitrage Rebate Computation Services	<u>\$7,000</u>

Special Obligation Bonds – Guaranteed Entitlement – Fund 204
Fund Type : D4 – Subfund: 2G5
Guaranteed Entitlement Refg. Series “1995” – Bond Service Account

Project: 204513

<u>Revenues:</u>	<u>2009-10</u>
Programmed Cash Reserve	<u>\$6,000</u>
<u>Expenditures:</u>	
Arbitrage Rebate Computation Services	<u>\$6,000</u>

Special Obligation Bonds – Guaranteed Entitlement – Fund 204
Fund Type : D4 – Subfund: 2G7
Guaranteed Entitlement Refg. Series “2007” – Bond Service Account

Project: 204614

<u>Revenues:</u>	<u>2009-10</u>
Interest Earnings	\$40,000
Programmed Cash Reserve	2,273,000
Transfer from Revenue Account (Project 204101)	<u>13,631,000</u>
Total	<u>\$15,944,000</u>
<u>Expenditures:</u>	
Principal Payment on Bonds – Series 2007	\$8,805,000
Interest Payments on Bonds – Series 2007	4,828,000
Reserve for Future Debt Service	2,272,000
Transfer to Bond Administration (Fund 030, Subfund 031)	34,000
General Admin Services	3,000
Arbitrage Rebate Computation Services	<u>2,000</u>
Total	<u>\$15,944,000</u>

Professional Sports Franchise Tax Bonds

Special Obligation Bonds – Prof. Sports Franchise Tax - Fund 205
Fund Type: D5 - Subfund: 2S8
Prof. Sports Franchise Tax – Revenue Fund

Project: 205800

<u>Revenues:</u>	<u>2009-10</u>
Transfer from Tourist Development Tax (Fund 150; Sufund 151)	\$2,540,000
Transfer from Professional Sports Franchise Tax Revenue Fund 150, Subfund 154	<u>6,567,000</u>
Total	<u>\$9,107,000</u>
<u>Expenditures:</u>	
Transfer to Surplus Fund (Project 205804)	\$848,000
Transfer to Debt Service Fund – Series 2009 C (Project 205921)	3,906,000
Transfer to Debt Service Fund – Series 2009 D (Project 205931)	346,000
Transfer to debt Service Fund - Series 2009E (Project 205941)	<u>4,007,000</u>
Total	<u>\$9,107,000</u>

Special Obligation Bonds – Prof. Sports Franchise Tax – Fund 205
Fund Type: D5 – Subfund: 2S8
Prof. Sports Franchise Tax Refunding – Surplus Fund

Project: 205804

<u>Revenues:</u>	<u>2009-10</u>
Transfer from Revenue Fund (Project 205800)	\$848,000
Interest Earnings	15,000
Programmed Cash Reserve	<u>3,318,000</u>
Total	<u>\$4,181,000</u>
<u>Expenditures:</u>	
Transfer to Project 213426 (Cap. Asst Acq. Bds 02A- Crandon Clubhouse)	\$304,000
Transfer to Project 214104 (SO Notes 08A- Crandon Clubhouse)	173,000
Reserve for Future Debt Service	<u>3,704,000</u>
Total	<u>\$4,181,000</u>

Special Obligation Bonds – Prof. Sports Franchise Tax – Fund 205
Fund Type: D5 – Subfund: 2S9
Prof. Sports Franchise Tax Refunding – Series "2009A" Debt Service Fund

Project: 205901

<u>Revenues:</u>	<u>2009-10</u>
Cash Carryover - Bond Proceeds	<u>\$10,000</u>
<u>Expenditures:</u>	
Cost of Issuance Expenses	<u>\$10,000</u>

Special Obligation Bonds – Prof. Sports Franchise Tax – Fund 205
Fund Type: D5 – Subfund: 2S9
Prof. Sports Franchise Tax Refunding – Taxable Series "2009B" Debt Service Fund

Project: 205911

<u>Revenues:</u>	<u>2009-10</u>
Cash Carryover - Bond Proceeds	\$10,000
Programmed Cash Carryover	<u>540,000</u>
Total	<u>\$550,000</u>
<u>Expenditures:</u>	
Cost of Issuance Expenses	\$10,000
Interest Payment on Bonds	264,000
Reserve for Future Debt Service	273,000
Transfer to Bond Administration (Fund 030, Subfund 031)	1,000
Arbitrage Rebate Computation Services	<u>2,000</u>
Total	<u>\$550,000</u>

Special Obligation Bonds – Prof. Sports Franchise Tax – Fund 205
Fund Type: D5 – Subfund: 2S9
Prof. Sports Franchise Tax Revenue – Series "2009C" Debt Service Fund

Project: 205921

<u>Revenues:</u>	<u>2009-10</u>
Programmed Cash Reserve	\$948,000
Transfer from Revenue Fund (Project 205800)	<u>3,906,000</u>
Total	<u>\$4,854,000</u>
<u>Expenditures:</u>	
Interest Payment on Bonds	\$2,845,000
Reserve for Future Debt Service	2,000,000
Transfer to Bond Administration (Fund 030, Subfund 031)	7,000
Other General and Administrative Expenses	<u>2,000</u>
Total	<u>\$4,854,000</u>

Special Obligation Bonds – Prof. Sports Franchise Tax – Fund 205
Fund Type: D5 – Subfund: 2S9
Prof. Sports Franchise Tax Revenue – Taxable Series "2009D" Debt Service Fund

Project: 205931

<u>Revenues:</u>	<u>2009-10</u>
Programmed Cash Reserve	\$87,000
Transfer from Revenue Fund (Project 205800)	<u>346,000</u>
Total	<u>\$433,000</u>

<u>Expenditures:</u>	
Principal Payment on Bonds	\$253,000
Interest Payment on Bonds	177,000
Transfer to Bond Administration (Fund 030, Subfund 031)	1,000
Arbitrage Rebate Computation Services	<u>2,000</u>
Total	<u>\$433,000</u>

Special Obligation Bonds – Prof. Sports Franchise Tax – Fund 205
Fund Type: D5 – Subfund: 2S9
Prof. Sports Franchise Tax Revenue – Variable Rate Series "2009E" Debt Service Fund

Project: 205941

<u>Revenues:</u>	<u>2009-10</u>
Cash Carryover - Bond Proceeds	\$10,000
Programmed Cash Reserve	563,000
Transfer from Revenue Fund (Project 205800)	<u>4,007,000</u>
Total	<u>\$4,580,000</u>

<u>Expenditures:</u>	
Principal Payment on Bonds	\$10,000
Interest Payment on Bonds	1,859,000
Reserve for Future Debt Service	1,304,000
Transfer to Bond Administration (Fund 030, Subfund 031)	5,000
Arbitrage Rebate Computation Services	2,000
Other General and Administrative Expenses (LOC and Remarketing)	<u>1,400,000</u>
Total	<u>\$4,580,000</u>

Convention Development Tax Bonds

Special Obligation and Refunding Bonds – (CDT) – Fund 206
Fund Type: D5 – Subfund: 2P1
Spec. Oblig. & Refg. Bonds (CDT) – Series "1996A & B" – Revenue Fund

Project: 206100

<u>Revenues:</u>	<u>2009-10</u>
Interfund Transfer – Convention Development Tax Trust (Fund 160)	\$9,482,000
CDT SWAP Receipts	<u>1,000,000</u>
Total	<u>\$10,482,000</u>

<u>Expenditures:</u>	
Series 1996B Bonds (Project 206201)	<u>\$10,482,000</u>

Special Obligation and Refunding Bonds – (CDT) – Fund 206
Fund Type: D5 – Subfund 2P2
Spec. Oblig. & Refg. Bonds (CDT) – Series “1996B” – Debt Service Fund

Project: 206201

Revenues:	2009-10
Programmed Cash Reserve – Series 1996B	\$6,273,000
Interest Earnings	30,000
Transfer from Revenue Fund – CDT SWAP Receipts	1,000,000
Transfer from Revenue Fund – CDT Receipts (Project 206100)	<u>9,482,000</u>
Total	<u>\$16,785,000</u>

Expenditures:	
Principal Payments on Bonds	\$2,135,000
Interest Payments on Bonds	5,201,000
Reserve for Future Debt Service-Series 1996B	9,418,000
Transfer to Bond Administration (Fund 030, Subfund 031)	18,000
Trustee/Paying Agent Services & Fees	3,000
Arbitrage Rebate Computation Services	<u>10,000</u>
Total	<u>\$16,785,000</u>

Special Obligation and Refunding Bonds – (CDT) – Fund 206
Fund Type: D5 – Subfund 2P2
Spec. Oblig. & Refg. Bonds (CDT) – Series “1996B” – Reserve Fund

Project: 206202

Revenues:	2009-10
Programmed Surety Bond Reserve (Non-Cash)	<u>\$16,579,000</u>

Expenditures:	
Reserve for Future Debt Service	<u>\$16,579,000</u>

Special Obligation and Refunding Bonds – Fund 206
Fund Type: D5 – Subfund: 2P3
Special Obligation & Refg. Bonds – (CDT) – Series “1997A, B and C” – Revenue Fund

Project: 206300

Revenues:	2009-10
Tax Receipts - Omni Tax Increment Account	\$5,400,000
Interfund Transfer - Convention Development Tax Trust (Fund 160)	6,727,000
CDT SWAP Receipts	<u>2,846,000</u>
Total	<u>\$14,973,000</u>

Expenditures:	
Transfers to Debt Service Fund:	
Series 1997A Bonds (Project 206301)	\$1,430,000
Series 1997B SWAP (Project 206401)	2,846,000
Series 1997C Bonds (Project 206501)	1,532,000
Series 2995B Bonds (project 206602)	3,986,000
Sunshine State Loan Project 298500 - for PAC	1,252,000
Sunshine State Loan Project 298502 - for PAC	2,000,000
Sunshine State Loan Project 298502 - for PAC	887,000
Sunshine State Loan Project 298503 - for PAC	70,000
Sunshine State Loan Project 298503 - for PAC	<u>970,000</u>
Total	<u>\$14,973,000</u>

Special Obligation and Refunding Bonds – Fund 206
Fund Type: D5 – Subfund: 2P3
Special Obligation & Refunding Bonds – (CDT) – Series “1997A” Debt Service Fund

Project: 206301

Revenues:	2009-10
Programmed Cash Reserve – Series 1997A – Omni	\$14,776,000
Interest Earnings	200,000
Transfer from Revenue Fund (Project 206300)	<u>1,430,000</u>
Total	<u>\$16,406,000</u>

Expenditures:	
Reserve for Future Debt Service – Series 1997A	\$16,403,000
Arbitrage Rebate Computation Services	1,000
Other General and Administrative Expenses	<u>2,000</u>
Total	<u>\$16,406,000</u>

Subordinate Special Obligation and Refunding Bonds – (CDT) – Fund 206
Fund Type: D5 – Subfund: 2P3
Subordinate Spec. Oblig. & Refg. Bonds – (CDT) – Series “1997A, B, C” - Reserve Fund

Project: 206302

Revenues:	2009-10
Programmed Surety Bond Reserve (Non-Cash)	\$29,288,000
Programmed Cash Reserve	5,292,000
Interest Earnings	<u>60,000</u>
Total	<u>\$34,640,000</u>

Expenditures:	
Reserve for Future Debt Service - Cash	\$5,352,000
Reserve for Future Debt Service - Non Cash	<u>29,288,000</u>
Total	<u>\$34,640,000</u>

Subordinate Special Obligation and Refunding Bonds – (CDT) – Fund 206
Fund Type: D5 – Subfund: 2P4
Subordinate Spec. Oblig. & Refg. Bonds – (CDT) – Series “1997B” - Debt Service Fund

Project: 206401

Revenues:	2009-10
Programmed Cash Reserve – Series 1997B	\$6,000,000
Transfer from Revenue Fund – CDT SWAP (Project 206300)	2,846,000
Interest Earnings	<u>40,000</u>
Total	<u>\$8,886,000</u>

Expenditures:	
Interest Payments on Series 1997B Bonds	\$5,843,000
Reserve for Future Debt Service – Series 1997B	3,023,000
Other General and administrative Expenses	2,000
Arbitrage Rebate Computation Services	3,000
Transfer to Bond Administration (Fund 030, Subfund 031)	<u>15,000</u>
Total	<u>\$8,886,000</u>

Subordinate Special Obligation and Refunding Bonds – (CDT) – Fund 206
Fund Type: D5 – Subfund: 2P4
Subordinate Spec. Oblig. & Refg. Bonds (CDT) – Series “1997C” - Debt Service Fund

Project: 206501

<u>Revenues:</u>	<u>2009-10</u>
Programmed Cash Reserve – Series 1997C	\$295,000
Transfer from Revenue Fund – (Project 206300)	<u>1,532,000</u>
Total	<u>\$1,827,000</u>

<u>Expenditures:</u>	
Principal Payments on Series 1997C Bonds	\$209,000
Interest Payments on 1997C Bonds	171,000
Reserve for Future Debt Service – Series 1997C	1,445,000
Arbitrage Rebate Computation Services	1,000
Transfer to Bond Administration (Fund 030, Subfund 031)	<u>1,000</u>
Total	<u>\$1,827,000</u>

Subordinate Special Obligation and Refunding Bonds – (CDT) – Fund 206
Fund Type: D5 – Subfund: 2P6
Subordinate Spec. Oblig. & Refg. Bonds – (CDT) – Series “2005B” - Debt Service Fund

Project: 206602

<u>Revenues:</u>	<u>2009-10</u>
Interfund Transfer - Convention Development Tax Trust (Fund 160)	<u>\$3,986,000</u>

<u>Expenditures:</u>	
Interest Payments on Series 2005B Bonds	\$2,651,000
Reserve for Future Debt Service – Series 2005B	1,326,000
Arbitrage Rebate Computation Services	2,000
Transfer to Bond Administration (Fund 030, Subfund 031)	<u>7,000</u>
Total	<u>\$3,986,000</u>

Subordinate Special Obligation and Refunding Bonds – (CDT) – Fund 206
Fund Type: D5 – Subfund: 2P6
Subordinate Spec. Oblig. & Refg. Bonds – (CDT) – Series “2005A & B” - Reserve Fund

Project: 206603

<u>Revenues:</u>	<u>2009-10</u>
Programmed Surety Bond Reserve (Non-Cash)	<u>\$16,753,000</u>

<u>Expenditures:</u>	
Reserve for Future Debt Service - Non Cash	<u>\$16,753,000</u>

Subordinate Special Obligation and Refunding Bonds – (CDT) – Fund 206
Fund Type: D5 – Subfund: 2P6
Subordinate Spec. Oblig. & Refg. Bonds – (CDT) – Series “2009” - Reserve Fund

Project: 206702

<u>Revenues:</u>	<u>2009-10</u>
Programmed Cash Reserve	<u>\$9,121,000</u>

<u>Expenditures:</u>	
Reserve for Future Debt Service	<u>\$9,121,000</u>

Public Service Tax UMSA Bonds

Special Obligation Bonds – Public Service Tax – Fund 208

Fund Type: D5 – Subfund: 2R4

Spec. Oblig. Rev. Bonds – Public Service Tax – UMSA – Series “1999” –

Project: 208409

Revenues:

2009-10

Transfer from Unincorporated Municipal Service Area General Fund	\$3,990,000
Transfer from Countywide General Fund	214,000
Transfer from Capital Improvement Local Option Gas Tax	1,192,000
Interest Earnings	15,000
Programmed Cash Reserve	<u>3,984,000</u>
Total	<u>\$9,395,000</u>

Expenditures:

Principal Payments on Bonds	\$2,615,000
Interest Payments on Bonds	2,705,000
Reserve for Future Debt Service	4,060,000
Arbitrage Rebate Computation Services	2,000
Transfer to Bond Administration (Fund 030, Subfund 031)	<u>13,000</u>
Total	<u>\$9,395,000</u>

Special Obligation Bonds – Public Service Tax – Fund 208

Fund Type: D5 – Subfund: 2R4

Spec. Oblig. Rev. Bonds – Public Service Tax – UMSA – Series “1999” – Reserve Fund

Project: 208410

Revenues:

2009-10

Programmed Surety Bond Reserve (Non-Cash)	<u>\$5,405,000</u>
---	--------------------

Expenditures:

Reserve for Future Debt Service	<u>\$5,405,000</u>
---------------------------------	--------------------

Special Obligation Bonds – Public Service Tax – Fund 208

Fund Type: D5 – Subfund: 2R4

Spec. Oblig. Rev. Bonds – Public Service Tax – UMSA – Series “2002” – Debt Service Fund

Project: 208511

Revenues:

2009-10

Transfer from Unincorporated Municipal Service Area General Fund	\$2,967,000
Transfer from Countywide General Fund	143,000
Interest Earnings	10,000
Programmed Cash Reserve	<u>1,989,000</u>
Total	<u>\$5,109,000</u>

Expenditures:

Principal Payments on Bonds	\$1,660,000
Interest Payments on Bonds	2,309,000
Reserve for Future Debt Service	1,124,000
Transfer to Bond Administration (Fund 030, Subfund 031)	10,000
Arbitrage Rebate Computation Services	<u>6,000</u>
Total	<u>\$5,109,000</u>

Special Obligation Bonds – Public Service Tax – Fund 208

Fund Type: D5 – Subfund: 2R4

Spec. Oblig. Rev. Bonds – Public Service Tax – UMSA – Series “2002” – Reserve Fund

Project: 208512

Revenues:

2009-10

Programmed Surety Bond Reserve (Non-Cash)	<u>\$4,032,000</u>
---	--------------------

Expenditures:

Reserve for Future Debt Service	<u>\$4,032,000</u>
---------------------------------	--------------------

Special Obligation Bonds – Public Service Tax – Fund 208
Fund Type: D5 – Subfund: 2R4 \$28 Million
Spec. Oblig. Rev. Bonds – Public Service Tax (UMSA) Series “2006” – Debt Service Fund

Project: 208613

<u>Revenues:</u>	<u>2009-10</u>
Transfer from Unincorporated Municipal Service Area General Fund	\$1,942,000
Programmed Cash Reserve	<u>970,000</u>
Total	<u>\$2,912,000</u>

<u>Expenditures:</u>	
Principal Payments on Bonds	\$735,000
Interest Payments on Bonds	1,205,000
Reserve for Future Debt Service	963,000
Transfer to Bond Administration (Fund 030, Subfund 031)	5,000
Arbitrage Rebate Computation Services	<u>4,000</u>
Total	<u>\$2,912,000</u>

Special Obligation Bonds – Public Service Tax – Fund 208
Fund Type: D5 – Subfund: 2R4
Spec. Oblig. Rev. Bonds – Public Service Tax (UMSA) Series “2006” Reserve Fund

Project: 208614

<u>Revenues:</u>	<u>2009-10</u>
Programmed Surety Bond Reserve (Non-Cash)	<u>\$1,805,000</u>

<u>Expenditures:</u>	
Reserve for Future Debt Service	<u>\$1,805,000</u>

Special Obligation Bonds – Public Service Tax – Fund 208
Fund Type: D5 – Subfund: 2R4 \$30 Million
Spec. Oblig. Rev. Bonds – Public Service Tax (UMSA) Series “2007” – Debt Service Fund

Project: 208715

<u>Revenues:</u>	<u>2009-10</u>
Transfer from Unincorporated Municipal Service Area General Fund	\$2,063,000
Programmed Cash Reserve	<u>1,029,000</u>
Total	<u>\$3,092,000</u>

<u>Expenditures:</u>	
Principal Payments on Bonds	\$760,000
Interest Payments on Bonds	1,297,000
Reserve for Future Debt Service	1,028,000
Transfer to Bond Administration (Fund 030, Subfund 031)	5,000
Arbitrage Rebate Computation Services	<u>2,000</u>
Total	<u>\$3,092,000</u>

Special Obligation Bonds – Public Service Tax – Fund 208
Fund Type: D5 – Subfund: 2R4
Spec. Oblig. Rev. Bonds – Public Service Tax (UMSA) Series “2007” Reserve Fund

Project: 208716

<u>Revenues:</u>	<u>2009-10</u>
Programmed Surety Bond Reserve (Non-Cash)	<u>\$2,267,000</u>

<u>Expenditures:</u>	
Reserve for Future Debt Service	<u>\$2,267,000</u>

Transit System Sales Surtax Revenue Bonds

Transit System Sales Surtax Revenue Bonds General Segment

Fund Type: D5 – Subfund: 2T9 General Segment

Transit System Sales Surtax Revenue Fund

Project: 209400

Revenues:

2009-10

Transfer from Transit System Sales Surtax Revenue Fund (Fund 402)	\$6,364,000
Deposit interest from GIC	<u>92,000</u>
Total	<u>\$6,456,000</u>

Expenditures:

Transfer to Debt Service Fund – Series 06 (209402)	\$3,243,000
Transfer to Debt Service Fund – Series 08 (209403)	<u>3,213,000</u>
	<u>\$6,456,000</u>

Transit System Sales Surtax Revenue Bonds General Segment

Fund Type: D5 – Subfund: 2T9 General Segment

Transit System Sales Surtax Reserve Fund

Project: 209401

Revenues:

2009-10

Programmed Cash Reserve (GIC)	<u>\$3,372,000</u>
-------------------------------	--------------------

Expenditures:

Reserve for Future Debt Service	<u>\$3,372,000</u>
---------------------------------	--------------------

Transit System Sales Surtax Revenue Bonds, Series 06

Fund Type: D5 – Subfund: 2T9

Transit System Sales Surtax Debt Service Fund

Project: 209402

Revenues:

2009-10

Transfer from Revenue Fund (Project 209400)	\$3,243,000
Interest	20,000
Programmed Cash Reserve	<u>963,000</u>
Total	<u>\$4,226,000</u>

Expenditures:

Principal Payments on Bonds	\$918,000
Interest Payments on Bonds	2,454,000
Reserve for Future Debt Service	843,000
Transfer to Bond Administration (Fund 030, Subfund 031)	8,000
Arbitrage Rebate Computation Services	<u>3,000</u>
Total	<u>\$4,226,000</u>

Transit System Sales Surtax Revenue Bonds, Series 08

Fund Type: D5 – Subfund: 2T9

Transit System Sales Surtax Debt Service Fund

Project: 209403

Revenues:

2009-10

Transfer from Revenue Fund (Project 209400)	\$3,213,000
Interest	5,000
Programmed Cash Reserve	<u>801,000</u>
Total	<u>\$4,019,000</u>

Expenditures:

Principal Payments on Bonds	\$729,000
Interest Payments on Bonds	2,476,000
Reserve for Future Debt Service	801,000
Transfer to Bond Administration (Fund 030, Subfund 031)	8,000
Arbitrage Rebate Computation Services	<u>5,000</u>

Total	<u>\$4,019,000</u>
-------	--------------------

Transit System Sales Surtax Revenue Bonds (Tax Exempt), Series 09A
Fund Type: D5 – Subfund: 2T9
Transit System Sales Surtax Debt Service Fund - Public Works Portion

Project: 209404

<u>Revenues:</u>	<u>2009-10</u>
Transfer from Project Fund - Capitalized Interest	<u>\$7,212,000</u>
<u>Expenditures:</u>	
Interest Payments on Bonds	\$5,408,000
Reserve for Future Debt Service	1,790,000
Transfer to Bond Administration (Fund 030, Subfund 031)	<u>14,000</u>
Total	<u>\$7,212,000</u>

Courthouse Center Bonds

Special Obligation Bonds – Courthouse Revenue Fund. – Fund 210
Fund Type: D5 – Subfund: 2C1
Spec. Oblig. Bonds – Revenue Fund

Project: 210100

<u>Revenues:</u>	<u>2009-10</u>
Traffic Surcharge	<u>\$12,800,000</u>
<u>Expenditures:</u>	
Transfer to Debt Service, Series 1998A (Project 210311)	\$404,000
Transfer to Debt Service, Series 1998B (Project 210412)	4,391,000
Transfer to Debt Service, Series 2003 (Project 210513)	5,160,000
Transfer to Reserve Fund, (Project 210108)	<u>2,845,000</u>
Total	<u>\$12,800,000</u>

Special Obligation Bonds – Courthouse Center Proj. – Fund 210
Fund Type: D5 – Subfund: 2C1
Spec. Oblig. Bonds – Courthouse Ctr. Proj. – Series “1994, 1995 & 1998”

Project: 210108

<u>Revenues:</u>	<u>2009-10</u>
Programmed Surety Bond Reserve (Non-Cash)	\$3,716,000
Programmed Cash Reserve	117,000
Transfer from Revenue Fund (Project 210100)	<u>2,845,000</u>
Total	<u>\$6,678,000</u>
<u>Expenditures:</u>	
Reserve for Future Debt Service -Non-Cash	\$3,716,000
Reserve for Future Debt Service -Cash	<u>2,962,000</u>
Total	<u>\$6,678,000</u>

Special Obligation Bonds – Courthouse Center Project – Fund 210
Fund Type: D5 – Subfund: 2C3
Spec. Oblig. Bonds – Courthouse Ctr. Proj. – Series “1998A” – Debt Service Fund

Project: 210311

Revenues:	<u>2009-10</u>
Transfer from Revenue Fund (Project 210100)	\$404,000
Programmed Cash Reserve	75,000
Interest Earnings	<u>1,000</u>
Total	<u>\$480,000</u>

Expenditures:	
Principal Payment on Series 1998A Bonds	\$130,000
Interest Payments on Series 1998A Bonds	184,000
Reserve for Future Debt Service	159,000
Other General and Administrative Expenses	4,000
Arbitrage Rebate Computation Services	2,000
Transfer to Bond Administration (Fund 030, Subfund 031)	<u>1,000</u>
Total	<u>\$480,000</u>

Special Obligation Bonds – Courthouse Center Project – Fund 210
Fund Type: D5 – Subfund: 2C4
Spec. Oblig. Bonds – Courthouse Ctr. Proj. – Series “1998B” – Debt Service Fund

Project: 210412

Revenues:	<u>2009-10</u>
Transfer from Revenue Fund (Project 210100)	\$4,391,000
Programmed Cash Reserve	704,000
Interest Earnings	<u>15,000</u>
Total	<u>\$5,110,000</u>

Expenditures:	
Principal Payment on Series 1998B Bonds	\$2,130,000
Interest Payments on Series 1998B Bonds	1,268,000
Reserve for Future Debt Service - Series 1998B	1,699,000
Other General and Administrative Expenses	2,000
Transfer to Bond Administration (Fund 030, Subfund 031)	9,000
Arbitrage Rebate Computation Services	<u>2,000</u>
Total	<u>\$5,110,000</u>

Special Obligation Bonds – Courthouse Center Project – Fund 210
Fund Type: D5 – Subfund: 2C5
Spec. Oblig. Bonds – Juvenile Courthouse Ctr. Proj. – Series “2003” – Debt Service Fund

Project: 210513

Revenues:	<u>2009-10</u>
Transfer from Revenue Fund (Project 210100)	\$5,160,000
Interest Earnings	2,000
Programmed Cash Reserve -Series A	558,000
Programmed Cash Reserve -Series B	<u>91,000</u>
Total	<u>\$5,811,000</u>

Expenditures:	
Interest Payments on Series 2003A Bonds	\$2,206,000
Interest Payments on Series 2003B Bonds	2,293,000
Reserve for Future Debt Service - Series A	1,103,000
Reserve for Future Debt Service - Series B	191,000
Other General and Administrative Expenses	5,000
Transfer to Bond Administration (Fund 030, Subfund 031)	9,000
Arbitrage Rebate Computation Services	<u>4,000</u>
Total	<u>\$5,811,000</u>

Special Obligation Bonds – Courthouse Center Project – Fund 210
Fund Type: D5 – Subfund: 2C5
Spec. Oblig. Bonds – Juvenile Courthouse Ctr. Proj. Series “2003” – Reserve Fund

Project: 210514

<u>Revenues:</u>	<u>2009-10</u>
Programmed Surety Bond Reserve (Non-Cash)	<u>\$7,496,000</u>

<u>Expenditures:</u>	
Reserve for Future Debt Service	<u>\$7,496,000</u>

Stormwater Utility Revenue Bonds

Special Obligation Bonds – Stormwater Utility Revenue Bond Program – Fund 211
Fund Type: D5 – Subfund: 2U1
Stormwater Utility Revenue Bond Program - Revenue Fund

Project: 211101

<u>Revenues:</u>	<u>2009-10</u>
Transfer from Stormwater Revenue Fund (Fund 140, Subfund 141)	<u>\$7,616,000</u>

<u>Expenditures:</u>	
Transfer to Debt Service Fund – Series 1999 (Projects 211102)	\$2,899,000
Transfer to Debt Service Fund – Series 2004 (211104)	<u>4,717,000</u>
Total	<u>\$7,616,000</u>

Special Obligation Bonds – Stormwater Utility Revenue Bond Program – Fund 211
Fund Type: D5 – Subfund: 2U1
Stormwater Utility Revenue Bond Program Series “1999” Bonds, Debt Service Fund

Project: 211102

<u>Revenues:</u>	<u>2009-10</u>
Transfer from Revenue Fund (Project 211101)	\$2,899,000
Interest Earnings	10,000
Programmed Cash Reserve	<u>1,449,000</u>
Total	<u>\$4,358,000</u>

<u>Expenditures:</u>	
Principal Payment on Bonds	\$1,430,000
Interest Payments on Bonds	1,469,000
Reserve for Future Debt Service	1,451,000
Transfer to Bond Administration (Fund 030, Subfund 031)	7,000
Arbitrage Rebate Computation Services	<u>1,000</u>
Total	<u>\$4,358,000</u>

Special Obligation Bonds – Stormwater Utility Revenue Bond Program - Fund 211
Fund Type: D5 – Subfund: 2U1
Special Obligation Bonds - Reserve Fund

Project: 211103

<u>Revenues:</u>	<u>2009-10</u>
Programmed Surety Bond Reserve (Non-Cash)	<u>\$7,626,000</u>

<u>Expenditures:</u>	
Reserve for Future Debt Service	<u>\$7,626,000</u>

Special Obligation Bonds – Stormwater Utility Revenue Bond Program – Fund 211
Fund Type: D5 – Subfund: 2U1 \$60 Million
Stormwater Utility Revenue Bond Program Series “2004” Bonds, Debt Service Fund

Project: 211104

<u>Revenues:</u>	<u>2009-10</u>
Transfer from Revenue Fund (Project 211101)	\$4,717,000
Interest	15,000
Programmed Cash Reserve	<u>2,360,000</u>
Total	<u>\$7,092,000</u>

<u>Expenditures:</u>	
Principal Payments on Bonds	\$1,605,000
Interest Payments on Bonds	3,115,000
Reserve for Future Debt Service	2,358,000
Transfer to Bond Administration (Fund 030, Subfund 031)	12,000
Arbitrage Rebate Computation Services	<u>2,000</u>
Total	<u>\$7,092,000</u>

Special Oblig. Bonds – Floating/Fixed Rate Equip. Bonds – Series “1990” – Fund 213
Fund Type: D5 – Subfund: 2E3
Floating/Fixed Rate Equip. Bonds – Series “1990” (Golf Club of Miami)– Debt Service Fund

Project: 213314

<u>Revenues:</u>	<u>2009-10</u>
Programmed Cash Reserve	\$400,000
Programmed Cash Reserve for Arbitrage	60,000
Interest Earnings	2,000
Receipt from Park and Recreation (Fund 040)	<u>445,000</u>
Total	<u>\$907,000</u>

<u>Expenditures:</u>	
Principal Payment on Bonds	\$400,000
Interest Payments on Bonds	40,000
Reserve for Future Debt Service	400,000
Reserve for Future Arbitrage payments	60,000
Arbitrage Rebate Computation Services	3,000
General and Administrative Expenses	3,000
Transfer to Bond Administration (Fund 030, Subfund 031)	<u>1,000</u>
Total	<u>\$907,000</u>

Special Oblig. Bonds – Fixed/Auction Rate Cap. Asset Acquisition Bds – Series 2002 - Fund 213
Fund Type: D5 – Subfund: 2E4
Fixed/Auction Rate Capital Asset Acquisition Bonds – Series “2002”
Election Voting Equipment - \$24,600,000

Project: 213420

<u>Revenues:</u>	<u>2009-10</u>
Transfer from Capital Outlay Reserve	\$2,910,000
Carryover	3,000
Programmed Cash Reserve, Series A	<u>227,000</u>
Total	<u>\$3,140,000</u>

<u>Expenditures:</u>	
Principal Payment on Bonds, Series A	\$2,505,000
Interest Payments on Bonds, Series A	453,000
Reserve for Future Debt Service, Series A	173,000
General and Administrative Expenses	1,000
Arbitrage Rebate Services	1,000
Transfer to Bond Administration (Fund 030, Subfund 031)	<u>7,000</u>
Total	<u>\$3,140,000</u>

Special Oblig. Bonds – Fixed/Auction Rate Cap. Asset Acquisition Bds – Series “2002” – Fund 213

Fund Type: D5 – Subfund: 2E4

Fixed/Auction Rate Capital Asset Acquisition Bonds – Series “2002”

Coral Gables Courthouse - \$6,300,000

Project: 213421

Revenues:	2009-10
Transfer from the Administrative Office of the Courts	\$323,000
Programmed Cash Reserve, Series A	<u>28,000</u>
Total	<u>\$351,000</u>

Expenditures:	
Principal Payment on Bonds, Series A	\$260,000
Interest Payments on Bonds, Series A	57,000
Reserve for Future Debt Service, Series A	22,000
General and Administrative Expenses	10,000
Arbitrage Rebate Services	1,000
Transfer to Bond Administration (Fund 030, Subfund 031)	<u>1,000</u>
Total	<u>\$351,000</u>

Special Oblig. Bonds – Fixed/Auction Rate Cap. Asset Acquisition Bds – Series 2002 – Fund 213

Fund Type: D5 – Subfund: 2E4

Fixed/Auction Rate Capital Asset Acquisition Bonds – Series “2002”

MLK Furniture, Fixtures & Equipment - \$11,000,000

Project: 213423

Revenues:	2009-10
Transfer from Capital Outlay Reserve	\$1,291,000
Programmed Cash Reserve, Series A	<u>117,000</u>
Total	<u>\$1,408,000</u>

Expenditures:	
Principal Payment on Bonds, Series A	\$1,080,000
Interest Payments on Bonds, Series A	233,000
Reserve for Future Debt Service, Series A	90,000
General and Administrative Expenses	1,000
Arbitrage Rebate Services	1,000
Transfer to Bond Administration (Fund 030, Subfund 031)	<u>3,000</u>
Total	<u>\$1,408,000</u>

Special Oblig. Bonds – Fixed/Auction Rate Cap. Asset Acquisition Bds – Series 2002 – Fund 213

Fund Type: D5 – Subfund: 2E4

Fixed/Auction Rate Capital Asset Acquisition Bonds – Series “2002”

Golf Club of Miami - Renovations - \$6,400,000

Project: 213424

Revenues:	2009-10
Programmed Cash Reserve, Series A	\$42,000
Transfer from Parks Golf Operations	<u>466,000</u>
Total	<u>\$508,000</u>

Expenditures:	
Principal Payment on Bonds, Series A	\$385,000
Interest Payments on Bonds, Series A	83,000
Reserve for Future Debt Service, Series A	32,000
General and Administrative Expenses	5,000
Arbitrage Rebate Services	2,000
Transfer to Bond Administration (Fund 030, Subfund 031)	<u>1,000</u>
Total	<u>\$508,000</u>

Special Oblig. Bonds – Fixed/Auction Rate Cap. Asset Acquisition Bds – Series 2002 – Fund 213

Fund Type: D5 – Subfund: 2E4

Fixed/Auction Rate Capital Asset Acquisition Bonds – Series “2002”

Fire Department - Fleet Replacement - \$12,850,000

Project: 213425

Revenues:	2009-10
Transfer from Fire Department (Fund 011, Subfund 111)	\$1,401,000
Programmed Cash Reserve, Series A	<u>126,000</u>
Total	<u>\$1,527,000</u>
Expenditures:	
Principal Payment on Bonds, Series A	\$1,170,000
Interest Payments on Bonds, Series A	253,000
Reserve for Future Debt Service, Series A	97,000
General and Administrative Expenses	2,000
Arbitrage Rebate Services	1,000
Transfer to Bond Administration (Fund 030, Subfund 031)	<u>4,000</u>
Total	<u>\$1,527,000</u>

Special Oblig. Bonds – Fixed/Auction Rate Cap. Asset Acquisition Bds – Series 2002 – Fund 213

Fund Type: D5 – Subfund: 2E4

Fixed/Auction Rate Capital Asset Acquisition Bonds – Series “2002”

Park & Recreation - Construction of Crandon Clubhouse \$7 Million and Metro Zoo Aviary \$2 Million

Project: 213426

Revenues:	2009-10
Programmed Cash Reserve, Series A (Aviary)	\$21,000
Programmed Cash Reserve, Series A (Club)	31,000
Transfer from Capital Outlay Reserve (Fund 310, Subfund 313)	284,000
Transfer from Sports Tax Revenues - Surplus Fund (Project 205804)	<u>304,000</u>
Total	<u>\$640,000</u>
Expenditures:	
Principal Payment on Bonds, Series A (Aviary)	\$195,000
Principal Payment on Bonds, Series A (Crandon Club)	290,000
Interest Payments on Bonds, Series A (Aviary)	42,000
Interest Payments on Bonds, Series A (Crandon Club)	62,000
Reserve for Future Debt Service, Series A (Aviary)	16,000
Reserve for Future Debt Service, Series A (Crandon Club)	24,000
General and Administrative Expenses	8,000
Arbitrage Rebate Services	1,000
Transfer to Bond Administration (Fund 030, Subfund 031)	<u>2,000</u>
Total	<u>\$640,000</u>

Special Oblig. Bonds – Fixed/Auction Rate Cap. Asset Acquisition Bds – Series “2002” – Fund 213

Fund Type: D5 – Subfund: 2E4

Fixed/Auction Rate Capital Asset Acquisition Bonds – Series “2002”

Building Dept. - Renovation Miami-Dade Permitting & Inspection Ctr. Bldg - \$3.9Mm

Project: 213428

Revenues:	2009-10
Programmed Cash Reserve, Series A	\$41,000
Transfer from General Services Administration (Fund 050)	<u>462,000</u>
Total	<u>\$503,000</u>
Expenditures:	
Principal Payment on Bonds, Series A	\$385,000
Interest Payments on Bonds, Series A	83,000
Reserve for Future Debt Service, Series A	32,000
General and Administrative Expenses	1,000
Arbitrage Rebate Services	1,000
Transfer to Bond Administration (Fund 030, Subfund 031)	<u>1,000</u>
Total	<u>\$503,000</u>

Special Oblig. Bonds – Fixed/Auction Rate Cap. Asset Acquisition Bds – Series 2002 – Fund 213

Fund Type: D5 – Subfund: 2E4

Fixed/Auction Rate Capital Asset Acquisition Bonds – Series “2002”

Reserve Account for Series A Bonds

Project: 213429

<u>Revenues:</u>	<u>2009-10</u>
Programmed Surety Bond Reserve (Non-Cash)	<u>\$11,985,000</u>

<u>Expenditures:</u>	
Reserve for Future Debt Service	<u>\$11,985,000</u>

\$50 million Cap. Asset Acquisition Floating Rate (Muni-CPI)

Fund Type: D5 – Subfund: 2E5

ITD Mainframe \$3.7 million

Project: 213520

<u>Revenues:</u>	<u>2009-10</u>
Programmed Carryover	<u>\$1,000</u>

<u>Expenditures:</u>	
Arbitrage Rebate Services	<u>\$1,000</u>

\$50 million Cap. Asset Acquisition Floating Rate (Muni-CPI)

Fund Type: D5 – Subfund: 2E5

ITD Regatta \$5.2 Million

Project: 213521

<u>Revenues:</u>	<u>2009-10</u>
Programmed Carryover	<u>\$1,000</u>

<u>Expenditures:</u>	
Arbitrage Rebate Services	<u>\$1,000</u>

\$50 million Cap. Asset Acquisition Floating Rate (Muni-CPI)

Fund Type: D5 – Subfund: 2E5

Public Work-97th Ave Flyover \$9 Million

Project: 213522

<u>Revenues:</u>	<u>2009-10</u>
Programmed Carryover	\$196,000
Transfer Revenue /SWAP Project 213528	<u>394,000</u>
Total	<u>\$590,000</u>

<u>Expenditures:</u>	
Interest Payments on Bonds, Series A	\$391,000
Reserve for Future Debt Service, Series A	196,000
General and Administrative Expenses	1,000
Arbitrage Rebate Services	1,000
Transfer to Bond Administration (Fund 030, Subfund 031)	<u>1,000</u>
Total	<u>\$590,000</u>

\$50 million Cap. Asset Acquisition Floating Rate (Muni-CPI)

Fund Type: D5 – Subfund: 2E5

MLK Building \$4 Million

Project: 213523

<u>Revenues:</u>	<u>2009-10</u>
Programmed Carryover	\$87,000
Transfer Revenue /SWAP Project 213528	<u>177,000</u>
Total	<u>\$264,000</u>

<u>Expenditures:</u>	
Interest Payments on Bonds, Series A	\$174,000
Reserve for Future Debt Service, Series A	87,000
General and Administrative Expenses	1,000
Arbitrage Rebate Services	1,000
Transfer to Bond Administration (Fund 030, Subfund 031)	<u>1,000</u>
Total	<u>\$264,000</u>

\$50 million Cap. Asset Acquisition Floating Rate (Muni-CPI)

Fund Type: D5 – Subfund: 2E5

Correction Department - Fire System Improvement \$8 Million

Project: 213524

<u>Revenues:</u>	<u>2009-10</u>
Programmed Carryover	\$174,000
Transfer Revenue /SWAP Project 213528	<u>351,000</u>
Total	<u>\$525,000</u>

<u>Expenditures:</u>	
Interest Payments on Bonds, Series A	\$348,000
Reserve for Future Debt Service, Series A	174,000
General and Administrative Expenses	1,000
Arbitrage Rebate Services	1,000
Transfer to Bond Administration (Fund 030, Subfund 031)	<u>1,000</u>
Total	<u>\$525,000</u>

\$50 million Cap. Asset Acquisition Floating Rate (Muni-CPI)

Fund Type: D5 – Subfund: 2E5

Fire Department Air Rescue Helicopter \$8 Million

Project: 213525

<u>Revenues:</u>	<u>2009-10</u>
Programmed Carryover	\$169,000
Transfer Revenue /SWAP Project 213528	<u>341,000</u>
Total	<u>\$510,000</u>

<u>Expenditures:</u>	
Interest Payments on Bonds, Series A	\$338,000
Reserve for Future Debt Service, Series A	169,000
General and Administrative Expenses	1,000
Arbitrage Rebate Services	1,000
Transfer to Bond Administration (Fund 030, Subfund 031)	<u>1,000</u>
Total	<u>\$510,000</u>

\$50 million Cap. Asset Acquisition Floating Rate (Muni-CPI)

Fund Type: D5 – Subfund: 2E5

Fire Department Fleet Replacement \$8 Million

Project: 213526

Revenues:

2009-10

Programmed Carryover	\$174,000
Transfer Revenue /SWAP Project 213528	<u>351,000</u>
Total	<u>\$525,000</u>

Expenditures:

Interest Payments on Bonds, Series A	\$348,000
Reserve for Future Debt Service, Series A	174,000
General and Administrative Expenses	1,000
Arbitrage Rebate Services	1,000
Transfer to Bond Administration (Fund 030, Subfund 031)	<u>1,000</u>
Total	<u>\$525,000</u>

\$50 million Cap. Asset Acquisition Floating Rate (Muni-CPI)

Fund Type: D5 – Subfund: 2E5

Answer Center Tech \$3 Million

Project: 213527

Revenues:

2009-10

Programmed Carryover	\$75,000
Transfer Revenue /SWAP Project 213528	<u>153,000</u>
Total	<u>\$228,000</u>

Expenditures:

Interest Payments on Bonds, Series A	\$150,000
Reserve for Future Debt Service, Series A	75,000
General and Administrative Expenses	1,000
Arbitrage Rebate Services	1,000
Transfer to Bond Administration (Fund 030, Subfund 031)	<u>1,000</u>
Total	<u>\$228,000</u>

\$50 million Cap. Asset Acquisition Floating Rate (Muni-CPI)

Fund Type: D5 – Subfund: 2E5

REVENUE-SWAP ACCOUNT

Project: 213528

Revenues:

2009-10

Transfer from Fire	\$351,000
Transfer from Public Works Road Impact Fees	394,000
Transfer from Capital Outlay Reserve (Fund 310, Subfund 313)	<u>1,022,000</u>
Total	<u>\$1,767,000</u>

Expenditures:

Transfer to Debt Service Projects, Series 04A	<u>\$1,767,000</u>
---	--------------------

\$50 million Cap. Asset Acquisition Floating Rate (Muni-CPI)

Fund Type: D5 – Subfund: 2E5

Reserve Account

Project: 213529

Revenues:

2009-10

Programmed Surety Reserve (Non-Cash)	<u>\$5,000,000</u>
--------------------------------------	--------------------

Expenditures:

Reserve for Future Debt Service Non-Cash	<u>\$5,000,000</u>
--	--------------------

\$50 million Cap. Asset Acquisition Floating Rate (Muni-CPI)

Fund Type: D5 – Subfund: 2E5

Redemption Account

Project: 213530

<u>Revenues:</u>	<u>2009-10</u>
Transfer from Capital Outlay Reserve (Fund 310, Subfund 313)	\$2,611,000
Transfer from Public Works	986,000
Transfer from Fire	876,000
Programmed Carryover	<u>14,597,000</u>
Total	<u>\$19,070,000</u>

<u>Expenditures:</u>	
Reserve for Future Principal payments	<u>\$19,070,000</u>

\$75 million Cap. Asset Acquisition Fixed Rate Special Obligation Bonds – Series “2004B” – Fund 213

Fund Type: D5 – Subfund: 2E6

Elections Building \$11.7 Million

Project: 213620

<u>Revenues:</u>	<u>2009-10</u>
Programmed Carryover	\$254,000
Transfer from Capital Outlay Reserve (Fund 310, Subfund 313)	<u>922,000</u>
Total	<u>\$1,176,000</u>

<u>Expenditures:</u>	
Principal Payments on Bonds, Series B	\$415,000
Interest Payments on Bonds, Series B	509,000
Reserve for Future Debt Service, Series B	248,000
General and Administrative Expenses	1,000
Arbitrage Rebate Services	1,000
Transfer to Bond Administration (Fund 030, Subfund 031)	<u>2,000</u>
Total	<u>\$1,176,000</u>

\$75 million Cap. Asset Acquisition Fixed Rate Special Obligation Bonds – Series “2004B” – Fund 213

Fund Type: D5 – Subfund: 2E6

Courthouse Façade Proj \$15 Million

Project: 213621

<u>Revenues:</u>	<u>2009-10</u>
Programmed Carryover	\$271,000
Transfer from Capital Outlay Reserve (Fund 310, Subfund 313)	<u>1,273,000</u>
Total	<u>\$1,544,000</u>

<u>Expenditures:</u>	
Principal Payments on Bonds, Series B	\$735,000
Interest Payments on Bonds, Series B	543,000
Reserve for Future Debt Service, Series B	260,000
General and Administrative Expenses	2,000
Arbitrage Rebate Services	1,000
Transfer to Bond Administration (Fund 030, Subfund 031)	<u>3,000</u>
Total	<u>\$1,544,000</u>

\$75 million Cap. Asset Acquisition Fixed Rate Special Obligation Bonds – Series “2004B” – Fund 213

Fund Type: D5 – Subfund: 2E6

Answer Center \$3.9 Million

Project: 213622

<u>Revenues:</u>	<u>2009-10</u>
Programmed Carryover	\$79,000
Transfer from Capital Outlay Reserve (Fund 310, Subfund 313)	<u>289,000</u>
Total	<u>\$368,000</u>
<u>Expenditures:</u>	
Principal Payments on Bonds, Series B	\$130,000
Interest Payments on Bonds, Series B	158,000
Reserve for Future Debt Service, Series B	77,000
General and Administrative Expenses	1,000
Arbitrage Rebate Services	1,000
Transfer to Bond Administration (Fund 030, Subfund 031)	<u>1,000</u>
Total	<u>\$368,000</u>

\$75 million Cap. Asset Acquisition Fixed Rate Special Obligation Bonds – Series “2004B” – Fund 213

Fund Type: D5 – Subfund: 2E6

Answer Center - Technology \$10.806 Million

Project: 213623

<u>Revenues:</u>	<u>2009-10</u>
Programmed Carryover	\$81,000
Transfer from Capital Outlay Reserve (Fund 310, Subfund 313)	<u>1,696,000</u>
Total	<u>\$1,777,000</u>
<u>Expenditures:</u>	
Principal Payments on Bonds, Series B	\$1,550,000
Interest Payments on Bonds, Series B	162,000
Reserve for Future Debt Service, Series B	58,000
General and Administrative Expenses	2,000
Arbitrage Rebate Services	1,000
Transfer to Bond Administration (Fund 030, Subfund 031)	<u>4,000</u>
Total	<u>\$1,777,000</u>

\$75 million Cap. Asset Acquisition Fixed Rate Special Obligation Bonds – Series “2004B” – Fund 213

Fund Type: D5 – Subfund: 2E6

Golf Club of Miami \$4.6 Million

Project: 213624

<u>Revenues:</u>	<u>2009-10</u>
Programmed Carryover	\$83,000
Transfer from Capital Outlay Reserve (Fund 310, Subfund 313)	<u>392,000</u>
Total	<u>\$475,000</u>
<u>Expenditures:</u>	
Principal Payments on Bonds, Series B	\$225,000
Interest Payments on Bonds, Series B	167,000
Reserve for Future Debt Service, Series B	80,000
General and Administrative Expenses	1,000
Arbitrage Rebate Services	1,000
Transfer to Bond Administration (Fund 030, Subfund 031)	<u>1,000</u>
Total	<u>\$475,000</u>

\$75 million Cap. Asset Acquisition Fixed Rate Special Obligation Bonds – Series “2004B” – Fund 213

Fund Type: D5 – Subfund: 2E6

UHF Radio Fire \$15 Million

Project: 213625

<u>Revenues:</u>	<u>2009-10</u>
Programmed Carryover	\$289,000
Transfer from Fire Department	<u>1,733,000</u>
Total	<u>\$2,022,000</u>
<u>Expenditures:</u>	
Principal Payments on Bonds, Series B	\$1,165,000
Interest Payments on Bonds, Series B	578,000
Reserve for Future Debt Service, Series B	271,000
General and Administrative Expenses	3,000
Arbitrage Rebate Services	1,000
Transfer to Bond Administration (Fund 030, Subfund 031)	<u>4,000</u>
Total	<u>\$2,022,000</u>

\$75 million Cap. Asset Acquisition Fixed Rate Special Obligation Bonds – Series “2004B” – Fund 213

Fund Type: D5 – Subfund: 2E6

Correction Fire System \$1.180 Million

Project: 213626

<u>Revenues:</u>	<u>2009-10</u>
Programmed Carryover	\$16,000
Transfer from Capital Outlay Reserve (Fund 310, Subfund 313)	<u>138,000</u>
Total	<u>\$154,000</u>
<u>Expenditures:</u>	
Principal Payments on Bonds, Series B	\$105,000
Interest Payments on Bonds, Series B	32,000
Reserve for Future Debt Service, Series B	14,000
General and Administrative Expenses	1,000
Arbitrage Rebate Services	1,000
Transfer to Bond Administration (Fund 030, Subfund 031)	<u>1,000</u>
Total	<u>\$154,000</u>

\$75 million Cap. Asset Acquisition Fixed Rate Special Obligation Bonds – Series “2004B” – Fund 213

Fund Type: D5 – Subfund: 2E6

ADA Projects \$4.7 Million

Project: 213627

<u>Revenues:</u>	<u>2009-10</u>
Programmed Carryover	\$85,000
Transfer from Capital Outlay Reserve (Fund 310, Subfund 313)	<u>400,000</u>
Total	<u>\$485,000</u>
<u>Expenditures:</u>	
Principal Payments on Bonds, Series B	\$230,000
Interest Payments on Bonds, Series B	170,000
Reserve for Future Debt Service, Series B	82,000
General and Administrative Expenses	1,000
Arbitrage Rebate Services	1,000
Transfer to Bond Administration (Fund 030, Subfund 031)	<u>1,000</u>
Total	<u>\$485,000</u>

\$75 million Cap. Asset Acquisition Fixed Rate Special Obligation Bonds – Series “2004B” – Fund 213
Fund Type: D5 – Subfund: 2E6 Reserve Account

Project: 213629

<u>Revenues:</u>	<u>2009-10</u>
Programmed Carryover Reserve	<u>\$4,375,000</u>

<u>Expenditures:</u>	
Reserve for Future Debt Service, Series B	<u>\$4,375,000</u>

\$240 million Cap. Asset Acquisition Fixed/Auction Rate Special Obligation Bonds – Series “2007” – Fund 213
Fund Type: D5 – Subfund: 2E7
\$87.690 mil Overtown I

Project: 213720

<u>Revenues:</u>	<u>2009-10</u>
Programmed Carryover	\$2,023,000
Transfer from General Services Administration Fund 050	<u>5,567,000</u>
Total	<u>\$7,590,000</u>

<u>Expenditures:</u>	
Principal Payments on Bonds, Series 07	\$1,535,000
Interest Payments on Bonds, Series 07	4,046,000
Reserve for Future Debt Service, Series 07	1,992,000
General and Administrative Expenses	1,000
Arbitrage Rebate Services	2,000
Transfer to Bond Administration (Fund 030, Subfund 031)	<u>14,000</u>
Total	<u>\$7,590,000</u>

\$240 million Cap. Asset Acquisition Fixed/Auction Rate Special Obligation Bonds – Series “2007” – Fund 213
Fund Type: D5 – Subfund: 2E7
\$ 26.750 mil Overtown II

Project: 213721

<u>Revenues:</u>	<u>2009-10</u>
Programmed Carryover	\$639,000
Transfer from Fund 360, Subfund 015, Project 368041	<u>1,285,000</u>
Total	<u>\$1,924,000</u>

<u>Expenditures:</u>	
Principal Payments on Bonds, Series 07	
Interest Payments on Bonds, Series 07	\$1,278,000
Reserve for Future Debt Service, Series 07	639,000
General and Administrative Expenses	2,000
Arbitrage Rebate Services	2,000
Transfer to Bond Administration (Fund 030, Subfund 031)	<u>3,000</u>
Total	<u>\$1,924,000</u>

\$240 million Cap. Asset Acquisition Fixed/Auction Rate Special Obligation Bonds – Series “2007” – Fund 213

Fund Type: D5 – Subfund: 2E7

\$26.110 mil Libraries

Project: 213722

<u>Revenues:</u>	<u>2009-10</u>
Programmed Carryover	\$599,000
Transfer from Library	<u>1,824,000</u>
Total	<u>\$2,423,000</u>
<u>Expenditures:</u>	
Principal Payments on Bonds, Series 07	\$630,000
Interest Payments on Bonds, Series 07	1,199,000
Reserve for Future Debt Service, Series 07	587,000
General and Administrative Expenses	1,000
Arbitrage Rebate Services	1,000
Transfer to Bond Administration (Fund 030, Subfund 031)	<u>5,000</u>
Total	<u>\$2,423,000</u>

\$240 million Cap. Asset Acquisition Fixed/Auction Rate Special Obligation Bonds – Series “2007” – Fund 213

Fund Type: D5 – Subfund: 2E7

\$18.600 mill Purchase & Build Up TECO

Project: 213723

<u>Revenues:</u>	<u>2009-10</u>
Programmed Carryover	\$429,000
Transfer from General Services Administration Fund 050	<u>1,182,000</u>
Total	<u>\$1,611,000</u>
<u>Expenditures:</u>	
Principal Payments on Bonds, Series 07	\$325,000
Interest Payments on Bonds, Series 07	858,000
Reserve for Future Debt Service, Series 07	423,000
General and Administrative Expenses	1,000
Arbitrage Rebate Services	1,000
Transfer to Bond Administration (Fund 030, Subfund 031)	<u>3,000</u>
Total	<u>\$1,611,000</u>

\$240 million Cap. Asset Acquisition Fixed/Auction Rate Special Obligation Bonds – Series “2007” – Fund 213

Fund Type: D5 – Subfund: 2E7

\$ 4.785 mil ETSD Radio Towers Project

Project: 213724

<u>Revenues:</u>	<u>2009-10</u>
Programmed Carryover	\$109,000
Transfer from ETSD	<u>383,000</u>
Total	<u>\$492,000</u>
<u>Expenditures:</u>	
Principal Payments on Bonds, Series 07	\$165,000
Interest Payments on Bonds, Series 07	218,000
Reserve for Future Debt Service, Series 07	106,000
General and Administrative Expenses	1,000
Arbitrage Rebate Services	1,000
Transfer to Bond Administration (Fund 030, Subfund 031)	<u>1,000</u>
Total	<u>\$492,000</u>

\$240 million Cap. Asset Acquisition Fixed/Auction Rate Special Obligation Bonds – Series “2007” – Fund 213

Fund Type: D5 – Subfund: 2E7

\$ 10.335 mill Correction Fire System

Project: 213725

<u>Revenues:</u>	<u>2009-10</u>
Programmed Carryover	\$236,000
Transfer from Capital Outlay Reserve (Fund 310, Subfund 313)	<u>822,000</u>
Total	<u>\$1,058,000</u>

Expenditures:

Principal Payments on Bonds, Series 07	\$355,000
Interest Payments on Bonds, Series 07	471,000
Reserve for Future Debt Service, Series 07	228,000
General and Administrative Expenses	1,000
Arbitrage Rebate Services	1,000
Transfer to Bond Administration (Fund 030, Subfund 031)	<u>2,000</u>
Total	<u>\$1,058,000</u>

\$240 million Cap. Asset Acquisition Fixed/Auction Rate Special Obligation Bonds – Series “2007” – Fund 213

Fund Type: D5 – Subfund: 2E7

\$ 15.910 mil Hope VI

Project: 213726

Revenues:

2009-10

Programmed Carryover	\$367,000
Transfer from Capital Outlay Reserve (Fund 310, Subfund 313)	<u>1,014,000</u>
Total	<u>\$1,381,000</u>

Expenditures:

Principal Payments on Bonds, Series 07	\$280,000
Interest Payments on Bonds, Series 07	734,000
Reserve for Future Debt Service, Series 07	362,000
General and Administrative Expenses	1,000
Arbitrage Rebate Services	1,000
Transfer to Bond Administration (Fund 030, Subfund 031)	<u>3,000</u>
Total	<u>\$1,381,000</u>

\$240 million Cap. Asset Acquisition Fixed/Auction Rate Special Obligation Bonds – Series “2007” – Fund 213

Fund Type: D5 – Subfund: 2E7

\$19.345 New GSA Shop

Project: 213727

Revenues:

2009-10

Programmed Carryover	\$444,000
Transfer from General Services Administration Fund 050	<u>1,349,000</u>
Total	<u>\$1,793,000</u>

Expenditures:

Principal Payments on Bonds, Series 07	\$465,000
Interest Payments on Bonds, Series 07	888,000
Reserve for Future Debt Service, Series 07	435,000
General and Administrative Expenses	1,000
Arbitrage Rebate Services	1,000
Transfer to Bond Administration (Fund 030, Subfund 031)	<u>3,000</u>
Total	<u>\$1,793,000</u>

\$240 million Cap. Asset Acquisition Fixed/Auction Rate Special Obligation Bonds – Series “2007” – Fund 213

Fund Type: D5 – Subfund: 2E7

100 S Biscayne Fix-Up

Project: 213728

Revenues:

2009-10

Programmed Carryover	\$10,000
Transfer from Capital Outlay Reserve (Fund 310, Subfund 313)	<u>176,000</u>
Total	<u>\$186,000</u>

Expenditures:

Principal Payments on Bonds, Series 07	\$155,000
Interest Payments on Bonds, Series 07	21,000
Reserve for Future Debt Service, Series 07	7,000
General and Administrative Expenses	1,000
Arbitrage Rebate Services	1,000
Transfer to Bond Administration (Fund 030, Subfund 031)	<u>1,000</u>
Total	<u>\$186,000</u>

\$240 million Cap. Asset Acquisition Fixed/Auction Rate Special Obligation Bonds – Series “2007” – Fund 213
Fund Type: D5 – Subfund: 2E7 Reserve Account Surety Bond

Project: 213730

<u>Revenues:</u>	<u>2009-10</u>
Programmed Carryover Reserve	<u>\$16,234,000</u>
<u>Expenditures:</u>	
Reserve for Future Debt Service, Series 07	<u>\$16,234,000</u>

\$138 million Cap. Asset Acquisition Fixed Special Obligation Bonds – Series “2009A” – Fund 213
Fund Type: D5 – Subfund: 2E7
\$45 million - PHT Tax Exempt

Project: 213820

<u>Revenues:</u>	<u>2009-10</u>
Transfer from Capital Outlay Reserve (Fund 310, Subfund 313)	<u>\$3,600,000</u>
<u>Expenditures:</u>	
Principal Payments on Bonds, Series 09A	\$985,000
Interest Payments on Bonds, Series 09A	1,729,000
Reserve for Future Debt Service, Series 09A	881,000
Transfer to Bond Administration (Fund 030, Subfund 031)	<u>5,000</u>
Total	<u>\$3,600,000</u>

\$138 million Cap. Asset Acquisition Fixed Special Obligation Bonds – Series “2009A” – Fund 213
Fund Type: D5 – Subfund: 2E7
\$4.265 million - Light Speed Project (Tax Exempt)

Project: 213821

<u>Revenues:</u>	<u>2009-10</u>
Transfer from GSA	<u>\$518,000</u>
<u>Expenditures:</u>	
Principal Payments on Bonds, Series 09A	\$170,000
Interest Payments on Bonds, Series 09A	145,000
Reserve for Future Debt Service, Series 09A	202,000
Transfer to Bond Administration (Fund 030, Subfund 031)	<u>1,000</u>
Total	<u>\$518,000</u>

\$138 million Cap. Asset Acquisition Fixed Special Obligation Bonds – Series “2009A” – Fund 213
Fund Type: D5 – Subfund: 2E7
\$6.795 million - Cyber Project (Tax Exempt)

Project: 213822

<u>Revenues:</u>	<u>2009-10</u>
Transfer from Capital Outlay Reserve (Fund 310, Subfund 313)	<u>\$870,000</u>
<u>Expenditures:</u>	
Principal Payments on Bonds, Series 09A	\$345,000
Interest Payments on Bonds, Series 09A	160,000
Reserve for Future Debt Service, Series 09A	364,000
Transfer to Bond Administration (Fund 030, Subfund 031)	<u>1,000</u>
Total	<u>\$870,000</u>

\$138 million Cap. Asset Acquisition Fixed Special Obligation Bonds – Series “2009A” – Fund 213

Fund Type: D5 – Subfund: 2E7

\$5.065 million - West Lot Project (Tax Exempt)

Project: 213823

<u>Revenues:</u>	<u>2009-10</u>
Transfer from Project Fund - Capitalized Interest	<u>\$152,000</u>
<u>Expenditures:</u>	
Interest Payments on Bonds, Series 09A	\$81,000
Reserve for Future Debt Service, Series 09A	70,000
Transfer to Bond Administration (Fund 030, Subfund 031)	<u>1,000</u>
Total	<u>\$152,000</u>

\$138 million Cap. Asset Acquisition Fixed Special Obligation Bonds – Series “2009A” – Fund 213

Fund Type: D5 – Subfund: 2E7

\$2.725 million - Project Close-Out Costs Project (Tax Exempt)

Project: 213824

<u>Revenues:</u>	<u>2009-10</u>
Transfer from General Services Administration Fund 050	<u>\$311,000</u>
<u>Expenditures:</u>	
Principal Payments on Bonds, Series 09A	\$130,000
Interest Payments on Bonds, Series 09A	92,000
Reserve for Future Debt Service, Series 09A	88,000
Transfer to Bond Administration (Fund 030, Subfund 031)	<u>1,000</u>
Total	<u>\$311,000</u>

\$138 million Cap. Asset Acquisition Fixed Special Obligation Bonds – Series “2009A” – Fund 213

Fund Type: D5 – Subfund: 2E7

Debt Service Reserve Fund - Series 2009A (Tax Exempt) Bonds

Project: 213825

<u>Revenues:</u>	<u>2009-10</u>
Programmed Cash Reserve - Tax Exempt - Series 2009A Bonds	<u>\$9,600,000</u>
<u>Expenditures:</u>	
Reserve for Future Debt Service, Tax Exempt Series 09A Bonds	<u>\$9,600,000</u>

\$44.595 million Cap. Asset Acquisition Fixed Special Obligation Bonds – BABs Series “2009B” – Fund 213

Fund Type: D5 – Subfund: 2E7

\$22.850 million - West Lot Project (BABs Taxable)

Project: 213830

<u>Revenues:</u>	<u>2009-10</u>
Federal Subsidy Receipts	\$410,000
Programmed Federal Subsidy Reserve	354,000
Transfer from Project Fund - Capitalized Interest	<u>1,422,000</u>
Total	<u>\$2,186,000</u>
<u>Expenditures:</u>	
Interest Payments on Bonds, Series 09B	\$1,170,000
Reserve for Future Debt Service, Series 09B	1,013,000
Transfer to Bond Administration (Fund 030, Subfund 031)	<u>3,000</u>
Total	<u>\$2,186,000</u>

\$44.595 million Cap. Asset Acquisition Fixed Special Obligation Bonds – BABs Series “2009B” – Fund 213

Fund Type: D5 – Subfund: 2E7

\$13.345 million - Light Speed Project (BABs Taxable)

Project: 213831

<u>Revenues:</u>	<u>2009-10</u>
Federal Subsidy Receipts	\$207,000
Programmed Federal Subsidy Reserve	179,000
Transfer from GSA	<u>718,000</u>
Total	<u>\$1,104,000</u>

<u>Expenditures:</u>	
Interest Payments on Bonds, Series 09B	\$591,000
Reserve for Future Debt Service, Series 09B	512,000
Transfer to Bond Administration (Fund 030, Subfund 031)	<u>1,000</u>
Total	<u>\$1,104,000</u>

\$44.595 million Cap. Asset Acquisition Fixed Special Obligation Bonds – BABs Series “2009B” – Fund 213

Fund Type: D5 – Subfund: 2E7

\$8.4million - Project Close-Out Project (BABs Taxable)

Project: 213832

<u>Revenues:</u>	<u>2009-10</u>
Federal Subsidy Receipts	\$243,000
Programmed Federal Subsidy Reserve	210,000
Transfer from General Services Administration Fund 050	20,000
Transfer from Capital Outlay Reserve (Fund 310, Subfund 313)	<u>319,000</u>
Total	<u>\$792,000</u>

<u>Expenditures:</u>	
Interest Payments on Bonds, Series 09B	\$693,000
Reserve for Future Debt Service, Series 09B	97,000
Transfer to Bond Administration (Fund 030, Subfund 031)	<u>2,000</u>
Total	<u>\$792,000</u>

\$44.595 million Cap. Asset Acquisition Fixed Special Obligation Bonds –Series 2009B - Fund 213

Fund Type: D5 – Subfund: 2E7

Debt Service Reserve Fund - Taxable BABs

Project: 213835

<u>Revenues:</u>	<u>2009-10</u>
Programmed Cash Reserve - BABs - Series 2009B Bonds	<u>\$4,500,000</u>

<u>Expenditures:</u>	
Reserve for Future Debt Service, BABs - Series 2009B Bonds	<u>\$4,500,000</u>

Special Oblig. Notes-Series "2008 A"- Fund 214

Fund Type: D6 – Subfund: 2N1

Coral Gables Courthouse- \$3,675,000

Project: 214101

Revenues:	2009-10
Transfer from Administrative Office of the Courts	\$155,000
Programmed Cash Reserve	<u>74,000</u>
Total	<u>\$229,000</u>
Expenditures:	
Interest Payments on Notes	\$151,000
Reserve for Future Debt Service	75,000
General and Administrative Expenses	1,000
Arbitrage Rebate Services	1,000
Transfer to Bond Administration (Fund 030, Subfund 031)	<u>1,000</u>
Total	<u>\$229,000</u>

Special Oblig. Notes-Series "2008 A"- Fund 214

Fund Type: D6 – Subfund: 2N1

Golf Club of Miami-Renovations-\$2,500,000

Project: 214102

Revenues:	2009-10
Programmed Cash Reserve	\$50,000
Transfer from Parks Golf Operations (Fund 310, Subfund 313)	<u>106,000</u>
Total	<u>\$156,000</u>
Expenditures:	
Interest Payments on Notes	\$102,000
Reserve for Future Debt Service	51,000
General and Administrative Expenses	1,000
Arbitrage Rebate Services	1,000
Transfer to Bond Administration (Fund 030, Subfund 031)	<u>1,000</u>
Total	<u>\$156,000</u>

Special Oblig. Notes-Series "2008 A"- Fund 214

Fund Type: D6 – Subfund: 2N1

Fire Department- Fleet Replacement- \$975,000

Project: 214103

Revenues:	2009-10
Programmed Cash Reserve	\$2,000
Transfer from Fire Department (Fund 011, Subfund 111)	<u>61,000</u>
Total	<u>\$63,000</u>
Expenditures:	
Interest Payments on Notes	\$40,000
Reserve for Future Debt Service	20,000
General and Administrative Expenses	1,000
Arbitrage Rebate Services	1,000
Transfer to Bond Administration (Fund 030, Subfund 031)	<u>1,000</u>
Total	<u>\$63,000</u>

Special Oblig. Notes-Series "2008 A"- Fund 214
Fund Type: D6 – Subfund: 2N1
Parks & Recreation- Construction of Crandon Clubhouse- \$4,125,000

Project: 214104

Revenues:	2009-10
Programmed Cash Reserve	\$83,000
Transfer from Sports Tax Revenues-Surplus (project 205804)	<u>173,000</u>
Total	<u>\$256,000</u>
Expenditures:	
Interest Payments on Notes	\$169,000
Reserve for Future Debt Service	84,000
General and Administrative Expenses	1,000
Arbitrage Rebate Services	1,000
Transfer to Bond Administration (Fund 030, Subfund 031)	<u>1,000</u>
Total	<u>\$256,000</u>

Special Oblig. Notes-Series "2008 B"- Fund 214
Fund Type: D6 – Subfund: 2N1
Coast Guard- \$17,450,000

Project: 214105

Revenues:	2009-10
Programmed Cash Reserve	\$390,000
Transfer from Capital Outlay Reserve (Fund 310, Subfund 313)	<u>784,000</u>
Total	<u>\$1,174,000</u>
Expenditures:	
Interest Payments on Notes	\$780,000
Reserve for Future Debt Service	390,000
General and Administrative Expenses	1,000
Arbitrage Rebate Services	1,000
Transfer to Bond Administration (Fund 030, Subfund 031)	<u>2,000</u>
Total	<u>\$1,174,000</u>

\$2 Million Sunshine State Governmental Financing Commission Loan
Miami-Dade County, Florida Crandon Tennis Center Retractable Bleachers
Fund 292 – Loan Agreements
Fund Type: D9 – Subfund: 2L6

Project: 292600

Revenues:	2009-10
Transfer from Capital Outlay Reserve (Fund 310, Subfund 313)	\$217,000
Programmed Cash Reserve	<u>138,000</u>
Total	<u>\$355,000</u>
Expenditures:	
Principal Payment on Loan	\$151,000
Interest Payments on Loan	47,000
Reserve for Future Debt Service	<u>157,000</u>
Total	<u>\$355,000</u>

\$25 Million U.S. HUD Loan
Parrot Jungle and Gardens of Watson Island Loan Agreement
Fund 292 – Loan Agreements
Fund Type: D9 – Subfund: 2L7 QSE108

Project: 292700

<u>Revenues:</u>	<u>2009-10</u>
Transfer in (Fund 750, Subfund 759, Project QSE108)	<u>\$3,455,000</u>
<u>Expenditures:</u>	
Principal Payments on Loan	\$1,945,000
Interest Payments on Loan	1,508,000
Reserve for Future Debt Service	<u>2,000</u>
Total	<u>\$3,455,000</u>

\$5 Million U.S. HUD Loan
BEDI Loan Agreement
Fund 292 – Loan Agreements
Fund Type: D9 – Subfund: 2L9

Project: 292900

<u>Revenues:</u>	<u>2009-10</u>
Transfer from Fund 750, Subfund 770, Project Q0BEDI	<u>\$239,000</u>
<u>Expenditures:</u>	
Principal Payment on Loan	\$138,000
Interest Payments on Loan	<u>101,000</u>
Total	<u>\$239,000</u>

\$40 Million U.S. HUD Loan
EDI Loan Agreement
Fund 292 – Loan Agreements
Fund Type: D9 – Subfund: 2L9

Project: 292901

<u>Revenues:</u>	<u>2009-10</u>
Revenue from EDI Trust Account	<u>\$2,149,000</u>
<u>Expenditures:</u>	
Principal Payment on Loan, Series 01	\$556,000
Interest Payments on Loan, Series 01	400,000
Principal Payment on Loan, Series 04	150,000
Interest Payments on Loan, Series 04	336,000
Interest Payments on Loan, Series 06	557,000
Principal Payments on Loan, Series 06	<u>150,000</u>
Total	<u>\$2,149,000</u>

\$49 Million Sunshine State Governmental Financing Commission
Miami-Dade County, Florida – Various Projects
Fund 292 – Loan Agreements
Fund Type: D9 Subfund 2L8
\$6 Million Bell Helicopter Loan

Project: 298100

<u>Revenues:</u>	<u>2009-10</u>
Transfer from Capital Outlay Reserve	<u>\$729,000</u>
<u>Expenditures:</u>	
Principal Payment on Loan	\$665,000
Interest Payments on Loan	<u>64,000</u>
Total	<u>\$729,000</u>

\$49 Million Sunshine State Governmental Financing Commission
Miami-Dade County, Florida – Various Projects
Fund 292 – Loan Agreements
Fund Type: D9 Subfund 2L8
\$9 Million Network Expansion Program

Project: 298300

<u>Revenues:</u>	<u>2009-10</u>
Transfer from Internal Service Fund (Fund 060, Subfund 025)	<u>\$1,093,000</u>
<u>Expenditures:</u>	
Principal Payment on Loan	\$997,000
Interest Payments on Loan	<u>96,000</u>
Total	<u>\$1,093,000</u>

\$10 Million Sunshine State Governmental Financing Commission
Miami-Dade County, Florida – Naranja Lakes Loan
Fund 292 – Loan Agreements
Fund Type: D9 Subfund 2L8

Project: 298400

<u>Revenues:</u>	<u>2009-10</u>
Transfer from Fund Type TF Fund 600 Subfund 607 Project 640TNL	<u>\$1,377,000</u>
<u>Expenditures:</u>	
Principal Payment on Loan 1	\$452,000
Interest Payments on Loan 1	250,000
Principal Payment on Loan 2	500,000
Interest Payments on Loan 2	<u>175,000</u>
Total	<u>\$1,377,000</u>

\$223.578 Million Sunshine State Governmental Financing Commission
Miami-Dade County, Florida, Series 2005 Various Projects (\$71 million)
Fund 292 – Loan Agreements
Fund Type: D9 Subfund 2L8

Project: 298500

<u>Revenues:</u>	<u>2009-10</u>
Interest Earnings	
Transfer from Park and Recreation (Fund 040, Subfund 004)	\$465,000
Transfer from Convention Development Tax Revenue Fund (206300)	252,000
Transfer from Enterprise Technology Services Department (Fund 060, Subfund 005)	715,000
Transfer from Capital Outlay Reserve (Fund 310, Subfund 313)	3,841,000
Transfer from CDT Revenue Fund (Project 206300)	<u>1,000,000</u>
Total	<u>\$6,273,000</u>
<u>Expenditures:</u>	
Principal Payment on Loan	\$4,556,000
Interest Payments on Loan	<u>1,717,000</u>
Total	<u>\$6,273,000</u>

\$223.578 Million Sunshine State Governmental Financing Commission
Miami-Dade County, Florida, Series 2005 – PHT Equipment (\$56.2 Million)
Fund 292 – Loan Agreements
Fund Type: D9 Subfund 2L8

Project: 298501

<u>Revenues:</u>	<u>2009-10</u>
Transfer from Capital Outlay Reserve	<u>\$7,000,000</u>
<u>Expenditures:</u>	
Principal Payment on Loan 1	\$5,000,000
Interest Payments on Loan 1	<u>2,000,000</u>
Total	<u>\$7,000,000</u>

\$223.578 Million Sunshine State Governmental Financing Commission
Miami-Dade County, Florida, Series 2006 (\$100 Million)
Fund 292 – Loan Agreements
Fund Type: D9 Subfund 2L8

Project: 298502

<u>Revenues:</u>	<u>2009-10</u>
Transfer from Convention Development Tax Revenue Fund (Project 206300)	\$887,000
Transfer from Fire Department	1,901,000
Transfer from Capital Outlay Reserve (Fund 310, Subfund 313)	
Helicopter	1,138,000
Transfer from Revenue Fund (Project 206300)	2,000,000
Transfer from Capital Outlay Reserve (Fund 310, Subfund 313) PHT	
Equip	2,660,000
Transfer from Capital Outlay Reserve (Fund 310, Subfund 313) PHT	
Infras	<u>1,261,000</u>
Total	<u>\$9,847,000</u>
<u>Expenditures:</u>	
Principal Payment on Loan	\$5,743,000
Interest Payments on Loan	<u>4,104,000</u>
Total	<u>\$9,847,000</u>

\$52 Million Sunshine State Governmental Financing Commission
Miami-Dade County, Florida, Series 2008
Fund 292 – Loan Agreements
Fund Type: D9 Subfund 2L8

Project: 298503

<u>Revenues:</u>	<u>2009-10</u>
Transfer from CDT Revenue Fund (Project 206300)	\$970,000
Transfer from Capital Outlay Reserve (Fund 310, Subfund 313) Housing	725,000
Transfer from Capital Outlay Reserve (Fund 310, Subfund 313) Elections/Optical Scanning	865,000
Transfer from Capital Outlay Reserve (Fund 310, Subfund 313) Light Emitting Diodes	930,000
Transfer from Capital Outlay Reserve (Fund 310, Subfund 313) Cyber Security	695,000
Transfer from Convention Development Tax Revenue Fund (Project 206300)	70,000
Transfer from Parks - Marina	<u>374,000</u>
Total	<u>\$4,629,000</u>
<u>Expenditures:</u>	
Principal Payment on Loan	\$2,547,000
Interest Payments on Loan	<u>2,082,000</u>
Total	<u>\$4,629,000</u>

MIAMI-DADE LIBRARY
Capital Projects
(Fund 310, Subfund 311)

<u>Revenues:</u>	<u>Prior Years</u>	<u>FY 2009-10</u>	<u>Future Years</u>	<u>Total</u>
Library Taxing District Dollars	\$20,363,000	\$822,000	\$0	\$21,185,000
State Grants	<u>0</u>	<u>0</u>	<u>0</u>	<u>0</u>
Total	<u>\$20,363,000</u>	<u>\$822,000</u>	<u>\$0</u>	<u>\$21,185,000</u>
<u>Expenditures:</u>				
Arcola Lakes	\$0	\$1,050,000	\$1,191,000	\$2,241,000
New Hispanic/Carrfour	582,000	443,000	0	1,025,000
Naranja	5,409,000	0	0	5,409,000
Northeast	<u>12,472,000</u>	<u>38,000</u>	<u>0</u>	<u>12,510,000</u>
Total	<u>\$18,463,000</u>	<u>\$1,531,000</u>	<u>\$1,191,000</u>	<u>\$21,185,000</u>

**Quality Neighborhood Improvement Program
Phase III Pay As You Go
(Fund 310 Subfund 312)**

<u>Revenues</u>	<u>Prior Years</u>	<u>FY 2009-10</u>	<u>Future Years</u>	<u>Total</u>
Transfer from General Fund	<u>\$3,608,000</u>	<u>\$0</u>	<u>\$0</u>	<u>\$3,608,000</u>
 <u>Expenditures</u>				
Park and Recreation Projects	\$1,422,000	\$6,000	\$0	\$1,428,000
Public Works Projects	1,901,000	17,000	0	1,918,000
Other Legally Eligible Projects	0	<u>262,000</u>	0	<u>262,000</u>
Total	<u>\$3,323,000</u>	<u>\$285,000</u>	<u>\$0</u>	<u>\$3,608,000</u>

**CAPITAL OUTLAY RESERVE
Carryover and New Appropriations for FY 2009-10
(Fund 310, Projects 313100, 314006, 314007 and Fund 361, Project 361010)**

	<u>Committed Carryover</u>	<u>FY 2009-10</u>	<u>Future Years</u>	<u>Total</u>
<u>Revenues:</u>				
Future COR	\$0	\$0	\$29,411,000	\$29,411,000
Committed Carryover	40,455,000	0	0	40,455,000
Uncommitted Carryover	0	8,628,000	0	8,628,000
Transfer from Countywide General Fund	0	11,306,000	0	11,306,000
Transfer from General Services Administration	0	12,778,000	0	12,778,000
Transfer from Cable Television Revenue Fund	0	405,000	0	405,000
Handicapped Parking Fines and Miscellaneous ADA Revenue	0	100,000	0	100,000
Payment in Lieu of Taxes	0	500,000	0	500,000
Interest Earnings	0	500,000	0	500,000
Pay Telephone Commission	0	2,500,000	0	2,500,000
Seaquarium Lease Payment	0	400,000	0	400,000
State of Florida - State Attorney Records	0	65,000	0	65,000
Transfer from Finance Department	0	13,948,000	0	13,948,000
Transfer from UMSA General Fund	0	2,917,000	0	2,917,000
Transfer from Fleet Replacement Trust Fund	0	2,000,000	0	2,000,000
Transfer Interest from Project 360120 for Housing Debt Service	0	280,000	0	280,000
	0	784,000	0	784,000
Transfer from Project 368053 for Coast Guard Property Debt Service				
Transfer from ETSD	0	<u>1,565,000</u>	0	<u>1,565,000</u>
Total	<u>\$40,455,000</u>	<u>\$58,676,000</u>	<u>\$29,411,000</u>	<u>\$128,542,000</u>

<u>Expenditures:</u>	<u>Prior Years</u>	<u>FY 2009-10</u>	<u>Future Years</u>	<u>Total</u>
<u>Public Safety Strategic Area</u>				
Corrections and Rehabilitation - Communications Infrastructure Expansion	1,000,000	200,000	500,000	1,700,000
Corrections and Rehabilitation - Computer Replacement	200,000	0	300,000	500,000
Corrections and Rehabilitation - Freezer and Cooler Refurbishment	1,800,000	500,000	0	2,300,000
Corrections and Rehabilitation - Kitchen Equipment Replacement	400,000	600,000	1,100,000	2,100,000
Corrections and Rehabilitation - Metro West Detention Center Inmate Housing Improvement	200,000	0	1,200,000	1,400,000
Corrections and Rehabilitation - Metro West Detention Center Replace Programmable Logic Controllers	300,000	100,000	0	400,000
Corrections and Rehabilitation - Remove and Replace Retherm Units	5,300,000	200,000	0	5,500,000
Corrections and Rehabilitation - Security Fence Enhancements	383,000	280,000	285,000	948,000
Corrections and Rehabilitation - Training and Treatment Center Plumbing Infrastructure	0	0	750,000	750,000
Corrections and Rehabilitation - Turner Guilford Knight Correctional Center Security Enhancements	0	0	1,800,000	1,800,000
Corrections and Rehabilitation - Turner Guilford Knight Infrastructure Repair - Install New Boilers	535,000	100,000	0	635,000
Corrections and Rehabilitation - Underground Fuel Tank Replacement	0	100,000	200,000	300,000
Corrections and Rehabilitation - Women's Detention Center Exterior Sealing	65,000	200,000	0	265,000
Judicial Administration - Coral Gables Courthouse Expansion	105,000	293,000	822,000	1,220,000
Judicial Administration - Court Facilities Repairs and Renovations	0	500,000	0	500,000
Judicial Administration - Joseph Caleb Center Courthouse Renovations	377,000	2,353,000	0	2,730,000
Judicial Administration - Public Defender Building Rewiring	100,000	900,000	0	1,000,000
Judicial Administration - Richard E. Gerstein Justice Building Eighth Floor Space Conversion	35,000	500,000	465,000	1,000,000
Judicial Administration -Odyssey Technology Project	400,000	300,000	0	700,000
Medical Examiner -Miscellaneous Capital	0	250,000	0	250,000

Police - Air Conditioning Air Handlers for District Stations and The Fred Taylor Headquarters Building	1,344,000	101,000	0	1,445,000
Police - CAD Server Replacement	0	500,000	0	500,000
Police - Crime Scene Investigation Bureau Expansion	100,000	0	0	100,000
Police - Electrical Panel Upgrades	410,000	750,000	0	1,160,000
Police - Fire Alarm Systems for Kendall District Station and The Fred Taylor Headquarters Building	800,000	544,000	256,000	1,600,000
Police - Helicopter Replacements	0	0	6,500,000	6,500,000
Police - Midwest Property and Evidence and The Fred Taylor Headquarters Building Roof Replacements	100,000	3,400,000	0	3,500,000
Police - Training Bureau Facility Improvements	400,000	736,000	1,000,000	2,136,000
Non-Departmental - Hialeah Courthouse Annual Equipment and Maintenance	0	500,000	0	500,000
Non-Departmental - Communications Replacement Project Relating to Proposed Settlement Agreement	0	3,633,000	13,777,000	17,410,000
<u>Transportation Strategic Area</u>				
Public Works - Illuminated Street Signs	3,415,000	0	1,200,000	4,615,000
<u>Recreation and Culture Strategic Area</u>				
Park and Recreation - Areawide Parks - Park Improvements	0	5,500,000	0	5,500,000
Park and Recreation - Brothers to the Rescue Memorial Parking Lot	150,000	75,000	0	225,000
Park and Recreation - Country Club of Miami Golf Course Improvements	142,000	0	0	142,000
Park and Recreation - Gwen Cherry Park Improvements	257,000	100,000	0	357,000
Park and Recreation - Park Facilities Sewer Connections	1,755,000	50,000	0	1,805,000
Vizcaya - Facility Improvements and Equipment Acquisition	0	100,000	0	100,000
<u>Neighborhood and Unincorporated Area Municipal Services Strategic Area</u>				
Building - Unsafe Structures Demolition	0	1,150,000	0	1,150,000
Neighborhood Compliance - Abandoned Vehicle Removal in the Unincorporated Municipal Service Area	0	10,000	0	10,000
Neighborhood Compliance - Unsafe structures Board-Up and Demolition	0	300,000	0	300,000
Public Works - Community Image Advisory Board Projects	0	500,000	0	500,000
Public Works - Lot Clearing	0	1,030,000	0	1,030,000
<u>Health and Human Services Strategic Area</u>				
Community Action Agency - Arcola Head Start Facility	600,000	0	508,000	1,108,000
Community Action Agency - Facility Maintenance and Repairs	0	200,000	0	200,000
Human Services - Facilities Repairs	0	500,000	0	500,000
Human Services - Preventative Maintenance Program	0	200,000	0	200,000
Non-Departmental - Fisher House Foundation	200,000	800,000	0	1,000,000
<u>Economic Development</u>				
Small Business Development-PC Replacement	0	15,000	0	15,000
<u>Enabling Strategies Strategic Area</u>				
Reasonable Accommodation/Americans With Disabilities Act Barrier Removal Project Closeouts including South Dade Government Center	0	500,000	0	500,000
Audit and Management Services - Furnishings	11,000	27,000	0	38,000
Elections - ADA Improvements at Polling Locations	828,000	66,000	0	894,000
Elections - Acquire On-Line Printer and Fail-Over Server	320,000	160,000	320,000	800,000
Enterprise Technology Services Department - Core Optical Network Upgrades	425,000	198,000	0	623,000
Enterprise Technology Services Department - Data Center Cooling	250,000	50,000	0	300,000
Fair Employment Practices - Fair Employment On-Line Training for County Employees	94,000	6,000	0	100,000
General Services Administration - Bike Path Building Better Communities Bond Program	485,000	915,000	0	1,400,000
Government Information Center - Video Production Equipment Miami for Miami-Dade Television	1,431,000	405,000	0	1,836,000
Procurement - Technology Upgrade Vendor Performance	76,000	32,000	92,000	200,000
Non-Departmental - Reserve - Repairs and Renovation	0	1,140,000	0	1,140,000
<u>Debt Service</u>				
Non-Departmental - Debt Service - 100 South Biscayne Fit-Up (Capital Asset 2007)	0	176,000	0	176,000
Non-Departmental - Debt Service - 311 Answer Center (Capital Asset 2004 A and B)	0	2,583,000	0	2,583,000
Non-Departmental - Debt Service - Air Rescue Helicopter (Capital Asset 2004A)	0	1,192,000	0	1,192,000
Non-Departmental - Debt Service - Air Rescue Helicopter (Sunshine State 2001)	0	729,000	0	729,000
Non-Departmental - Debt Service - Air Rescue Helicopter (Sunshine State 2006)	0	1,138,000	0	1,138,000
Non-Departmental - Debt Service - Americans with Disabilities Act Projects (Capital Asset 2004B)	0	400,000	0	400,000

Non-Departmental - Debt Service - Carol City Community Center (Sunshine State 2005)	0	715,000	0	715,000
Non-Departmental - Debt Service - Coast Guard Property (Sunbank Loan)	0	784,000	0	784,000
Non-Departmental - Debt Service - Corrections Fire Systems Phase 1 (Capital Asset 2004A)	0	1,228,000	0	1,228,000
Non-Departmental - Debt Service - Corrections Fire Systems Phase 2 (Capital Asset 2004B)	0	138,000	0	138,000
Non-Departmental - Debt Service - Corrections Fire Systems Phase 3 (Sunshine State 2005)	0	1,395,000	0	1,395,000
Non-Departmental - Debt Service - Corrections Fire Systems Phase 4 (Capital Asset 2007)	0	822,000	0	822,000
Non-Departmental - Debt Service - Cyber Security Phase I (Sunshine State 2008)	0	1,565,000	0	1,565,000
Non-Departmental - Debt Service - Dade County Courthouse Façade Repair (Capital Asset 2004B)	0	1,273,000	0	1,273,000
Non-Departmental - Debt Service - Elections Facility (Capital Asset 2004B)	0	922,000	0	922,000
Non-Departmental - Debt Service - Elections Optical Scan Voting Equipment (Sunshine State 2008)	0	865,000	0	865,000
Non-Departmental - Debt Service - Elections Voting Equipment (Capital Asset 2002A)	0	2,910,000	0	2,910,000
Non-Departmental - Debt Service - Enterprise Resource Planning Implementation and Hardware (Sunshine State 2005)	0	956,000	0	956,000
Non-Departmental - Debt Service - Golf Club of Miami (Capital Asset 2004B)	0	392,000	0	392,000
Non-Departmental - Debt Service - Housing Capital Improvements (Capital Asset 2007)	0	1,014,000	0	1,014,000
Non-Departmental - Debt Service - Martin Luther King Administrative Facility Build-Out and Improvements (Capital Asset 2002A)	0	1,291,000	0	1,291,000
Non-Departmental - Debt Service - Martin Luther King Administrative Facility Furniture (Capital Asset 2004A)	0	615,000	0	615,000
Non-Departmental - Debt Service - Miami Metrozoo Aviary (Capital Asset 2002A)	0	284,000	0	284,000
Non-Departmental - Debt Service - Project Close Out Costs (Capital Asset 2009)	0	550,000	0	550,000
Non-Departmental - Debt Service - Public Health Trust (Capital Assets 2009)	0	3,600,000	0	3,600,000
Non-Departmental - Debt Service - Public Health Trust (Sunshine State 2005)	0	7,000,000	0	7,000,000
Non-Departmental - Debt Service - Public Health Trust (Sunshine State 2006)	0	3,921,000	0	3,921,000
Non-Departmental - Debt Service - Public Housing Projects (Sunshine State 2008)	0	725,000	0	725,000
Non-Departmental - Debt Service - Public Works Light Emitting Diodes (Sunshine State 2008)	0	930,000	0	930,000
Non-Departmental - Debt Service - Retrofit Telecommunication Towers Phase 1 (Sunshine State 2005)	0	596,000	0	596,000
Non-Departmental - Debt Service - Tamiami Park (Sunshine State 2005)	0	179,000	0	179,000
Non-Departmental - Debt Service - Tennis Center Retractable Bleachers (Sunshine State 2000)	<u>0</u>	<u>217,000</u>	<u>0</u>	<u>217,000</u>
Total		<u>\$24,793,000</u>	<u>\$72,674,000</u>	<u>\$31,075,000</u>

**PUBLIC WORKS
STORMWATER UTILITY CAPITAL IMPROVEMENT PROGRAM
(Fund 310, Subfund 316, Projects 316001, 316002, and 316100)**

<u>Revenues:</u>	<u>2009-10</u>
Transfer from Stormwater Utility Fund (Fund 140, Subfund 141)	<u>\$15,854,000</u>
<u>Expenditures:</u>	
Drainage Improvements	<u>\$15,854,000</u>

**Building Better Communities General Obligation Bond Program
(Fund 320, All Subfunds)**

<u>Revenues:</u>	<u>Prior Years</u>	<u>FY 2009-10</u>	<u>Future Years</u>	<u>Total</u>
Programmed Proceeds	\$498,802,000	\$331,000,000	\$1,599,332,000	\$2,429,134,000
Interest Earnings	<u>17,781,000</u>	<u>2,114,000</u>	<u>4,750,000</u>	<u>24,645,000</u>
Total	<u>\$516,583,000</u>	<u>\$333,114,000</u>	<u>\$1,604,082,000</u>	<u>\$2,453,779,000</u>

<u>Expenditures:</u>				
Question 1: Water, Sewer and Flood Control	\$52,916,000	\$30,703,000	\$230,144,000	\$313,763,000
Question 2: Park and Recreation Facilities	113,304,000	77,622,000	305,965,000	496,891,000
Question 3: Bridges and Public Infrastructure	111,302,000	27,783,000	62,985,000	202,070,000
Question 4: Public Safety Facilities	16,533,000	32,430,000	272,297,000	321,260,000
Question 5: Emergency and Healthcare Facilities	75,570,000	39,564,000	51,041,000	166,175,000
Question 6: Public Service and Outreach Facilities	49,219,000	32,374,000	108,753,000	190,346,000
Question 7: Housing for Elderly and Families	10,247,000	26,967,000	228,961,000	266,175,000
Question 8: Cultural, Libraries, and Educational Facilities	70,907,000	64,585,000	343,936,000	479,428,000
Office of Capital Improvements	6,683,000	1,690,000	0	8,373,000
Office of the County Attorney	848,000	424,000	0	1,272,000
Issuance Cost and Discount	<u>4,054,000</u>	<u>3,972,000</u>	<u>0</u>	<u>8,026,000</u>
Total	<u>\$511,583,000</u>	<u>\$338,114,000</u>	<u>\$1,604,082,000</u>	<u>\$2,453,779,000</u>

**PUBLIC WORKS
Secondary Road Program
(Funds 330 and 331, Subfunds 332, 333, and 334)**

<u>Revenues:</u>	<u>2009-10</u>
Gas Tax Proceeds	\$15,102,000
FDOT Grant for Street Light Maintenance	1,300,000
Federal Funds for Stimulus	22,230,000
Secondary Carryover	1,266,000
FEMA Grant (Mast Arm Replacements)	11,100,000
Transfer from Impact Fee Program Fund 340 (Mast Arm Replacements)	1,427,000
FDCA Grant (Mast Arm Replacements)	<u>1,850,000</u>
Total	<u>\$54,275,000</u>

<u>Expenditures:</u>	
FY 2009-10 Secondary Road Program	\$50,175,000
Arterial Road Street Light Maintenance	3,000,000
Transfer to Metropolitan Planning Organization (Fund 730)	600,000
Transfer to Countywide General Fund	<u>500,000</u>
Total	<u>\$54,275,000</u>

**PUBLIC WORKS
People's Transportation Plan Projects
(Fund 325)**

<u>Revenues:</u>	<u>2009-10</u>
Transfer from People's Transportation Plan (Fund 402)	\$2,735,000
FDOT Payment	<u>2,200,000</u>
Total	<u>\$4,935,000</u>

<u>Expenditures:</u>	
People's Transportation Plan Operating Expenditures	\$2,735,000
Safe Routes to School Program (FDOT Funded)	<u>2,200,000</u>
Total	<u>\$4,935,000</u>

**CAPITAL IMPROVEMENT LOCAL OPTION
GAS TAX PROGRAM (THREE CENTS)
(Fund 337, Subfunds 201-299)**

<u>Revenues:</u>	<u>Prior Years</u>	<u>2009-10</u>	<u>Future Years</u>	<u>Total</u>
Transfer from Fund 337, Subfund 337 (Interest Only)	\$450,000	\$0	\$0	\$450,000
Transfer from Fund 337, Subfund 337 (New Proceeds)	0	986,000	6,000,000	<u>6,986,000</u>
Total	<u>\$450,000</u>	<u>\$986,000</u>	<u>\$6,000,000</u>	<u>\$7,436,000</u>
 <u>Expenditures:</u>				
Countywide Striping for Bike Lanes	\$0	\$450,000	\$0	\$450,000
Road Resurfacing in Unincorporated Miami Dade County	586,000	586,000	2,930,000	4,102,000
Americans with Disabilities Act Hotline Projects	414,000	0	2,070,000	2,484,000
Widen NW 138 Street From I-75 to NW 107 Avenue	0	400,000	0	<u>400,000</u>
Total	<u>\$1,000,000</u>	<u>\$1,436,000</u>	<u>\$5,000,000</u>	<u>\$7,436,000</u>

**CAPITAL IMPROVEMENTS LOCAL OPTION
GAS TAX PROGRAM (THREE CENTS)
(Fund 337, Subfund 337)**

<u>Revenues:</u>	<u>2009-10</u>
Interest	\$781,000
Transfer from Transportation Trust Fund	<u>19,047,000</u>
Total	<u>\$19,828,000</u>
 <u>Expenditures:</u>	
Transfer to Public Works (Fund 337, Subfunds 201-299 New Proceeds)	\$986,000
Transfer to Public Works (Fund 337, Subfunds 201-299 Interest Only)	450,000
Transfer to Debt Service (Project 208409)	1,192,000
Transfer to MDT (Fund 412)	<u>17,200,000</u>
Total	<u>\$19,828,000</u>

**IMPACT FEE PROGRAM
Roadway Construction
(Fund 340, Various Subfunds)**

<u>Revenues:</u>	<u>2009-10</u>
Carryover	\$11,984,000
City of Coral Gables Contribution	1,037,000
Impact Fees	12,590,000
Interest Earnings	<u>491,000</u>
Total	<u>\$26,102,000</u>
 <u>Expenditures:</u>	
Roadway Construction Projects	\$20,206,000
Transfer to Debt Service for 97 Avenue Bridge	1,380,000
Transfer to Secondary Road Program (Funds 330 and 331)	1,427,000
Future Year Expenditures	<u>3,089,000</u>
Total	<u>\$26,102,000</u>

**Fire and Rescue Impact Fees
(Fund 341)**

<u>Revenues:</u>	<u>Prior Years</u>	<u>FY 2009-10</u>	<u>Future Years</u>	<u>Total</u>
Impact Fees	<u>\$7,380,000</u>	<u>\$2,647,000</u>	<u>\$14,210,000</u>	<u>\$24,237,000</u>
 <u>Expenditures:</u>				
Capacity-Improving Projects	\$0	\$42,000	\$2,000,000	\$2,042,000
Facility improvements	0	1,000,000	0	1,000,000
New Fire Stations	2,420,000	3,582,000	13,525,000	19,527,000
Fire Station Replacement	0	<u>450,000</u>	<u>1,218,000</u>	<u>1,668,000</u>
Total	<u>\$2,420,000</u>	<u>\$5,074,000</u>	<u>\$16,743,000</u>	<u>\$24,237,000</u>

**Police Impact Fees
(Fund 342)**

<u>Revenues:</u>	<u>2009-10</u>
Carryover	\$8,184,000
Impact Fees	800,000
Interest Earnings	<u>180,000</u>
 Total	 <u>\$9,164,000</u>
 <u>Expenditures:</u>	
Crime Scene Investigation Bureau Expansion	\$1,300,000
Construction of New Police Station (partial)	1,000,000
Improvement Property and Evidence Bureau	450,000
Capital Projects and Equipment Purchase	770,000
Reserve for Future Expenditures	<u>5,644,000</u>
 Total	 <u>\$9,164,000</u>

**Park and Recreation Impact Fees
(Fund 343)**

<u>Revenues:</u>	<u>2009-10</u>
Carryover	\$24,278,000
Impact Fees	1,400,000
Interest Earnings	<u>500,000</u>
 Total	 <u>\$26,178,000</u>
 <u>Expenditures:</u>	
Land Acquisition and Capital Projects	\$2,956,000
Capital Projects	5,629,000
Future Year Expenditures	17,100,000
Reserve	<u>493,000</u>
 Total	 <u>\$26,178,000</u>

**PLANNING AND ZONING
Impact Fee Administration
(Fund 349, Subfund 999)**

<u>Revenues:</u>	<u>2009-10</u>
Impact Fee Administration Interest	\$27,000
Fire Impact Fee Administration	140,000
Police Impact Fee Administration	83,000
Park and Recreation Impact Fee Administration	158,000
Public Works Impact Fee Administration	242,000
School Impact Fee Administration Retained	75,000
School Impact Fee Interest Retained	1,000
Miscellaneous Revenue	3,800
Miami Lakes Park Impact Fee Administration	5,000
Miami Lakes Police Impact Fee Administration	400
Palmetto Bay Park Impact Fee Administration	400
Palmetto Bay Police Impact Fee Administration	400
Carryover	<u>774,000</u>
 Total	 <u>\$1,510,000</u>
 <u>Expenditures:</u>	
Impact Fee Administration	1,356,000
Transfer to Emergency Contingency Reserve (Fund 010-020)	26,000
Payment of County Rent to General Services Administration	63,000
Administrative Reimbursement	<u>65,000</u>
 Total	 <u>\$1,510,000</u>

**PARK AND RECREATION
Safe Neighborhood Parks Bond Program
(Fund 352, All Subfunds)**

<u>Revenues</u>	<u>Prior Years</u>	<u>FY 2009-10</u>	<u>Future Years</u>	<u>Total</u>
Transfer from Fund 380	<u>\$77,403,000</u>	<u>\$12,479,000</u>	<u>\$0</u>	<u>\$89,882,000</u>
 <u>Expenditures</u>				
ADA Compliance	\$1,500,000	\$0	\$0	\$1,500,000
Areawide Park Development	14,679,000	2,821,000	0	17,500,000
Bayside Park Improvements	11,133,000	1,767,000	0	12,900,000
			0	0
Southridge Park Improvements	3,191,000	809,000	0	4,000,000
Local Park Development	20,670,000	4,212,000	0	24,882,000
Local Park Improvements	14,420,000	1,430,000	0	15,850,000
Local Parks Per Capital Allocation	9,450,000	800,000	0	10,250,000
Pool Improvements and Development	<u>2,360,000</u>	<u>640,000</u>	0	<u>3,000,000</u>
 Total	 <u>\$77,403,000</u>	 <u>\$12,479,000</u>	 <u>\$0</u>	 <u>\$89,882,000</u>

**FIRE RESCUE DISTRICT
Special Obligation Bonds
(Fund 360)**

<u>Revenues:</u>	<u>Prior Years</u>	<u>FY 2009-10</u>	<u>Future Years</u>	<u>Total</u>
Bond Proceeds Series 2002	\$17,895,000	\$0	\$0	\$17,895,000
Interest Earnings Series 2002	4,125,000	0	0	4,125,000
1994 Special Obligation Bond Interest	<u>5,558,000</u>	<u>0</u>	<u>0</u>	<u>5,558,000</u>
 Total	 <u>\$27,578,000</u>	 <u>\$0</u>	 <u>\$0</u>	 <u>\$27,578,000</u>
 <u>Expenditures:</u>				
Training Facility	<u>\$16,792,000</u>	<u>\$10,786,000</u>	<u>\$0</u>	<u>\$27,578,000</u>

**PERFORMING ARTS CENTER SPECIAL OBLIGATION BONDS
(Fund 360)**

<u>Revenues:</u>	<u>Prior Years</u>	<u>FY 2009-10</u>	<u>Future Years</u>	<u>Total</u>
Bond Proceeds	\$56,903,000	\$0	\$0	\$56,903,000
Interest Earnings	14,167,000	0	0	14,167,000
Division of Cultural Affairs - for South Miami-Dade Cultural Arts Center	<u>1,500,000</u>	<u>0</u>	<u>0</u>	<u>1,500,000</u>
 Total	 <u>\$72,570,000</u>	 <u>\$0</u>	 <u>\$0</u>	 <u>\$72,570,000</u>
 <u>Expenditures:</u>				
Existing Cultural Facilities	\$15,535,000	\$1,430,000	\$0	\$16,965,000
Neighborhood Cultural Facilities	9,341,000	2,355,000	3,000,000	14,696,000
South Miami-Dade Cultural Arts Center	<u>38,182,000</u>	<u>2,727,000</u>	<u>0</u>	<u>40,909,000</u>
 Total	 <u>\$63,058,000</u>	 <u>\$6,512,000</u>	 <u>\$3,000,000</u>	 <u>\$72,570,000</u>

**Series 1997C Subordinate Special Obligation Bonds
Convention Development Tax
(Fund 360, Subfund 010, Project 368028)**

<u>Revenues:</u>	<u>Prior Years</u>	<u>FY 2009-10</u>	<u>Future Years</u>	<u>Total</u>
1997C Proceeds	\$1,379,000	\$0	\$0	\$1,379,000
Interest	<u>756,000</u>	<u>20,000</u>	<u>0</u>	<u>776,000</u>
 Total	 <u>\$2,135,000</u>	 <u>\$20,000</u>	 <u>\$0</u>	 <u>\$2,155,000</u>
 <u>Expenditures:</u>				
Baywalk Bike Path/Parcel B Connection	\$841,000	\$1,000,000	\$0	\$1,841,000
Legally Eligible Closeout Costs for Above Project or Arbitrage Liability	<u>0</u>	<u>294,000</u>	<u>20,000</u>	<u>314,000</u>
 Total	 <u>\$841,000</u>	 <u>\$1,294,000</u>	 <u>\$20,000</u>	 <u>\$2,155,000</u>

CAPITAL ASSET ACQUISITION BOND
Series 2007A
(Fund 360, Subfund 015)

<u>Revenues:</u>	<u>Prior Years</u>	<u>FY 2009-10</u>	<u>Future Years</u>	<u>Total</u>
Bond Proceeds and Premium	\$134,868,000	\$0	\$0	\$134,868,000
Interest Earnings	<u>7,442,000</u>	<u>500,000</u>	<u>0</u>	<u>7,942,000</u>
Total	<u>\$142,310,000</u>	<u>\$500,000</u>	<u>\$0</u>	<u>\$142,810,000</u>
 <u>Expenditures:</u>				
Overtown 2 Fit-Up/Chilled Water Connection	\$1,501,000	\$27,963,000	\$0	\$29,464,000
Chilled Water Plant Acquisition/Improvements	19,100,000	0	0	19,100,000
GSA Trade Shop Facility	10,216,000	9,784,000	0	20,000,000
Hope VI Housing Development	2,060,000	14,281,000	0	16,341,000
Radio Tower Improvements	0	800,000	1,500,000	2,300,000
Metronet Edge Switch	0	1,985,000	0	1,985,000
Electronic Document Management System Replacement	0	485,000	0	485,000
Dotnet Server Replacement	0	230,000	0	230,000
Correctional Facility Projects:				
Roof Replacements, Systemwide	0	1,800,000	0	1,800,000
Metro West AC Upgrade	0	1,500,000	0	1,500,000
TTC Plumbing Infrastructure	300,000	450,000	0	750,000
TGK Housing Unit Shower Renovations	500,000	1,500,000	0	2,000,000
Life-Safety and Closeout Costs, Correctional Projects	0	0	4,750,000	4,750,000
Library District Projects:				
Arcola Lakes	3,188,000	1,337,000	0	4,525,000
Naranja	2,669,000	0	0	2,669,000
Coconut Grove	0	778,000	949,000	1,727,000
Coral Gables	0	1,010,000	0	1,010,000
Culmer/Overtown ADA Upgrades	105,000	0	0	105,000
Edison	99,000	243,000	588,000	930,000
Little River	1,844,000	330,000	743,000	2,917,000
Miami Lakes	0	500,000	0	500,000
Miami Springs	503,000	0	0	503,000
Shenandoah	702,000	106,000	0	808,000
South Miami Phase II	981,000	288,000	0	1,269,000
Coast Guard Property Acquisition/Improvements	14,283,000	0	1,500,000	15,783,000
Transfer to Capital Outlay Reserve for Coast Guard Property Debt Service	361,000	784,000	272,000	1,417,000
Transfer to Debt Service Project 213721 (Overtown 2)	3,013,000	1,276,000	0	4,289,000
Debt Service, Arbitrage Liability or Legally Eligible Project Close Out Costs	<u>0</u>	<u>0</u>	<u>3,653,000</u>	<u>3,653,000</u>
Total	<u>\$61,425,000</u>	<u>\$67,430,000</u>	<u>\$13,955,000</u>	<u>\$142,810,000</u>

2001 SUNSHINE STATE LOAN
(Fund 360, Subfund 100)

<u>Revenues:</u>	<u>Prior Years</u>	<u>FY 2009-10</u>	<u>Future Years</u>	<u>Total</u>
Interest Earnings	<u>\$658,000</u>	<u>\$0</u>	<u>\$0</u>	<u>\$658,000</u>
 <u>Expenditures:</u>				
911/311 Answerpoint Network Equipment	\$638,000	\$0	\$0	\$638,000
Legally Eligible Closeout Costs for Network Connections	<u>0</u>	<u>20,000</u>	<u>0</u>	<u>20,000</u>
Total	<u>\$638,000</u>	<u>\$20,000</u>	<u>\$0</u>	<u>\$658,000</u>

**2005 SUNSHINE STATE LOAN
(Fund 360, Subfund 101)**

<u>Revenues:</u>	<u>Prior Years</u>	<u>FY 2009-10</u>	<u>Future Years</u>	<u>Total</u>
Loan Proceeds	\$11,000,000	\$0	\$0	\$11,000,000
Interest Earnings	<u>3,629,000</u>	<u>0</u>	<u>0</u>	<u>3,629,000</u>
Total	<u>\$14,629,000</u>	<u>\$0</u>	<u>\$0</u>	<u>\$14,629,000</u>

Expenditures:

911/311 Answerpoint, Technology and Traffic Center (Lightspeed)				
Fiber Connection and Network Equipment	\$1,150,000	\$0	\$0	\$1,150,000
Carol City Community Center	\$3,000,000	\$3,000,000	\$0	6,000,000
ETSD Radio Tower Retrofits	2,400,000	2,600,000	0	5,000,000
MDPD Helicopter (2nd of 4) and/or Other Legally Eligible Project				
Closeout Costs	<u>0</u>	<u>2,479,000</u>	<u>0</u>	<u>2,479,000</u>
Total	<u>\$6,550,000</u>	<u>\$8,079,000</u>	<u>\$0</u>	<u>\$14,629,000</u>

**2006 SUNSHINE STATE LOAN
(Fund 360, Subfund 103)**

<u>Revenues:</u>	<u>Prior Years</u>	<u>FY 2009-10</u>	<u>Future Years</u>	<u>Total</u>
Loan Proceeds	\$21,200,000	\$0	\$0	\$21,200,000
Interest Earnings	<u>1,542,000</u>	<u>0</u>	<u>0</u>	<u>1,542,000</u>
Total	<u>\$22,742,000</u>	<u>\$0</u>	<u>\$0</u>	<u>\$22,742,000</u>

Expenditures:

Fire Rescue Station Renovations	\$272,000	\$850,000	\$2,928,000	\$4,050,000
Homestead Fire Rescue Station 16	1,250,000	1,697,000	553,000	3,500,000
Model Cities Fire Rescue Station 2	550,000	2,056,000	894,000	3,500,000
South Division Office	655,000	345,000	0	1,000,000
Fire Fleet Facility	4,942,000	233,000	500,000	5,675,000
Village of Sunny Isles Beach Station 10	1,060,000	2,415,000	0	3,475,000
Miami Dade Police Helicopter Replacement (2 of 4) or other legally eligible project closeout	0	1,250,000	0	1,250,000
Legally Eligible Fire Project Closeout Costs	<u>50,000</u>	<u>0</u>	<u>242,000</u>	<u>292,000</u>
Total	<u>\$8,779,000</u>	<u>\$8,846,000</u>	<u>\$5,117,000</u>	<u>\$22,742,000</u>

**2008 SUNSHINE STATE LOAN
(Fund 360, Subfund 104)**

<u>Revenues:</u>	<u>Prior Years</u>	<u>FY 2009-10</u>	<u>Future Years</u>	<u>Total</u>
Loan Proceeds	\$9,300,000	\$0	\$0	\$9,300,000
Interest Earnings	<u>487,000</u>	<u>0</u>	<u>0</u>	<u>487,000</u>
Total	<u>\$9,787,000</u>	<u>\$0</u>	<u>\$0</u>	<u>\$9,787,000</u>

Expenditures:

Marina Capital Projects	\$4,100,000	\$505,000	\$0	\$4,605,000
Public Housing Safety and Security Projects	2,800,000	2,000,000	0	4,800,000
Public Housing One Time Relocation Cost	0	55,000	0	55,000
Transfer to Capital Outlay Reserve for Housing Debt Service	0	280,000	0	280,000
Legally Eligible Closeout Costs or Arbitrage Liability	<u>0</u>	<u>0</u>	<u>47,000</u>	<u>47,000</u>
Total	<u>\$6,900,000</u>	<u>\$2,840,000</u>	<u>\$47,000</u>	<u>\$9,787,000</u>

QUALITY NEIGHBORHOOD IMPROVEMENT PROGRAM PHASE I
Series 1999 Public Service Tax Revenue Bonds
(Fund 361 Subfund 001)

<u>Revenues:</u>	<u>Prior Years</u>	<u>FY 2009-10</u>	<u>Future Years</u>	<u>Total</u>
Bond Proceeds	\$77,679,000	\$0	\$0	\$77,679,000
Interest Earnings	13,503,000	0	0	13,503,000
Transfer from Fund 361 Subfund 003	<u>996,000</u>	<u>0</u>	<u>0</u>	<u>996,000</u>
Total	<u>\$92,178,000</u>	<u>\$0</u>	<u>\$0</u>	<u>\$92,178,000</u>

<u>Expenditures:</u>				
Parks and Recreation Projects	\$30,146,000	\$0	\$0	\$30,146,000
Public Works Projects	48,584,000	0	0	48,584,000
Other Legally Eligible Projects	5,829,000	14,000	0	5,843,000
Cost of Issuance	359,000	0	0	359,000
Capital Outlay Transfer	3,196,000	0	0	3,196,000
Administration	<u>4,050,000</u>	<u>0</u>	<u>0</u>	<u>4,050,000</u>
Total	<u>\$92,164,000</u>	<u>\$14,000</u>	<u>\$0</u>	<u>\$92,178,000</u>

QUALITY NEIGHBORHOOD IMPROVEMENT PROGRAM PHASE I
Stormwater
(Fund 361 Subfund 002)

<u>Revenues:</u>	<u>Prior Years</u>	<u>FY 2009-10</u>	<u>Future Years</u>	<u>Total</u>
Bond Proceeds	\$40,906,000	\$0	\$0	\$40,906,000
Interest	<u>6,376,000</u>	<u>0</u>	<u>0</u>	<u>6,376,000</u>
Total	<u>\$47,282,000</u>	<u>\$0</u>	<u>\$0</u>	<u>\$47,282,000</u>

<u>Expenditures:</u>				
Public Works Drainage Projects	\$40,500,000	\$0	\$0	\$40,500,000
Other Legally Eligible Project Costs	106,000	93,000	0	199,000
Cost of Issuance	415,000	0	0	415,000
Administration	1,671,000	0	0	1,671,000
Reimburse QNIP Phase VI Project Costs	<u>701,000</u>	<u>3,796,000</u>	<u>0</u>	<u>4,497,000</u>
Total	<u>\$43,393,000</u>	<u>\$3,889,000</u>	<u>\$0</u>	<u>\$47,282,000</u>

QUALITY NEIGHBORHOOD IMPROVEMENT PROGRAM PHASE II
Series 2002 Public Service Tax Revenue Bonds
(Fund 361 Subfund 003)

<u>Revenues:</u>	<u>Prior Years</u>	<u>FY 2009-10</u>	<u>Future Years</u>	<u>Total</u>
Proceeds	\$55,957,000	\$0	\$0	\$55,957,000
Interest	<u>6,637,000</u>	<u>100,000</u>	<u>0</u>	<u>6,737,000</u>
Total	<u>\$62,594,000</u>	<u>\$100,000</u>	<u>\$0</u>	<u>\$62,694,000</u>

<u>Expenditures:</u>				
Park and Recreation Projects	\$14,490,000	\$5,691,000	\$0	\$20,181,000
Public Works Projects	30,131,000	4,382,000	0	34,513,000
Other Legally Eligible Project Costs	258,000	635,000	0	893,000
Cost of Issuance and Reserve for Arbitrage Liability	874,000	0	100,000	974,000
Transfer to Fund 361 Subfund 001 for Closeout Costs	996,000	0	0	996,000
Transfer to Fund 361 Subfund 004 for Closeout Costs	1,634,000	0	0	1,634,000
Reimburse QNIP Phase VI Project Costs	<u>3,503,000</u>	<u>0</u>	<u>0</u>	<u>3,503,000</u>
Total	<u>\$51,886,000</u>	<u>\$10,708,000</u>	<u>\$100,000</u>	<u>\$62,694,000</u>

**Quality Neighborhood Improvement Program Phase IV
Series 2006 Public Service Tax Revenue Bonds
(Fund 361 Subfund 004)**

<u>Revenues:</u>	<u>Prior Years</u>	<u>FY 2009-10</u>	<u>Future Years</u>	<u>Total</u>
Bond Proceeds	\$28,945,000	\$0	\$0	\$28,945,000
Interest Earnings	1,217,000	50,000	0	1,267,000
Transfer from Fund 361 Subfund 003	1,634,000	0	0	1,634,000
Transfer from Fund 361 Subfund 005	<u>275,000</u>	<u>0</u>	<u>0</u>	<u>275,000</u>
Total	<u>\$32,071,000</u>	<u>\$50,000</u>	<u>\$0</u>	<u>\$32,121,000</u>
 <u>Expenditures:</u>				
Park and Recreation Projects	\$8,800,000	\$2,547,000	\$0	\$11,347,000
Public Works Projects	18,275,000	474,000	0	18,749,000
Other Legally Eligible Project Costs	235,000	920,000		1,155,000
Issuance Cost and Reserve for Arbitrage Liability	470,000	0	100,000	570,000
Administration	<u>300,000</u>	<u>0</u>	<u>0</u>	<u>300,000</u>
Total	<u>\$28,080,000</u>	<u>\$3,941,000</u>	<u>\$100,000</u>	<u>\$32,121,000</u>

**QUALITY NEIGHBORHOOD IMPROVEMENT PROGRAM PHASE V
Series 2007A Public Service Tax Revenue Bonds
(Fund 361 Subfund 005)**

<u>Revenues:</u>	<u>Prior Years</u>	<u>FY 2009-10</u>	<u>Future Years</u>	<u>Total</u>
Bond Proceeds	\$30,470,000	\$0	\$0	\$30,470,000
Interest Earnings	<u>1,202,000</u>	<u>50,000</u>	<u>0</u>	<u>1,252,000</u>
Total	<u>\$31,672,000</u>	<u>\$50,000</u>	<u>\$0</u>	<u>\$31,722,000</u>
 <u>Expenditures:</u>				
Park and Recreation Projects	\$4,151,000	\$3,369,000	\$0	\$7,520,000
Public Works Projects	13,324,000	5,974,000	0	19,298,000
Cost of Issuance and Reserve for Arbitrage Liability	413,000	0	143,000	556,000
Transfer to Fund 361 Subfund 004 for Closeout Costs	275,000	0	0	275,000
Other Legally Eligible Project Costs	<u>0</u>	<u>3,182,000</u>	<u>891,000</u>	<u>4,073,000</u>
Total	<u>\$18,163,000</u>	<u>\$12,525,000</u>	<u>\$1,034,000</u>	<u>\$31,722,000</u>

**QUALITY NEIGHBORHOOD IMPROVEMENT PROGRAM PHASE VI
Series 2009 Public Service Tax Improvement Bonds
(Fund 361 Subfund 006)**

<u>Revenues</u>	<u>Prior Years</u>	<u>FY 2009-10</u>	<u>Future Years</u>	<u>Total</u>
Transfer from Fund 361 Subfund 002	\$4,497,000	\$0	\$0	\$4,497,000
Transfer from Fund 361 Subfund 003	3,503,000	0	0	3,503,000
Series 2009 Bond Proceeds	<u>0</u>	<u>22,400,000</u>	<u>0</u>	<u>22,400,000</u>
Total	<u>\$8,000,000</u>	<u>\$22,400,000</u>	<u>\$0</u>	<u>\$30,400,000</u>
 <u>Expenditures</u>				
Local Park or Infrastructure Projects	\$701,000	\$7,299,000	\$22,000,000	\$30,000,000
Issuance Cost (estimated)	<u>0</u>	<u>0</u>	<u>400,000</u>	<u>400,000</u>
Total	<u>\$701,000</u>	<u>\$7,299,000</u>	<u>\$22,400,000</u>	<u>\$30,400,000</u>

CAPITAL ASSET ACQUISITION BOND
Series 2002 Fire Rescue Projects
(Fund 362, Subfund 001)

<u>Revenues:</u>	<u>Prior Years</u>	<u>FY 2009-10</u>	<u>Future Years</u>	<u>Total</u>
Bond Proceeds	\$12,900,000	\$0	\$0	\$12,900,000
Interest Earnings	<u>221,000</u>	<u>0</u>	<u>0</u>	<u>221,000</u>
Total	<u>\$13,121,000</u>	<u>\$0</u>	<u>\$0</u>	<u>\$13,121,000</u>

Expenditures:

South Command Renovation	\$869,000	\$0	\$0	\$869,000
Station 13 Warehouse	2,480,000	0	0	2,480,000
Station 40 Relocation	605,000	0	0	605,000
Doral North Fire Rescue Station (Station 69)	0	443,000	0	443,000
Fire Rescue Fleet Replacement	8,503,000	0	0	8,503,000
Legally Eligible Closeout Costs or Arbitrage Liability	0	132,000	0	132,000
West Miami Station 40	0	47,000	0	47,000
Homestead Fire Rescue Station 16	<u>0</u>	<u>42,000</u>	<u>0</u>	<u>42,000</u>
Total	<u>\$12,457,000</u>	<u>\$664,000</u>	<u>\$0</u>	<u>\$13,121,000</u>

CAPITAL ASSET ACQUISITION BOND
Series 2002 Projects
(Fund 362, Subfund 001)

<u>Revenues:</u>	<u>Prior Years</u>	<u>FY 2009-10</u>	<u>Future Years</u>	<u>Total</u>
Bond Proceeds	\$6,300,000	\$0	\$0	\$6,300,000
Interest Earnings	<u>1,306,000</u>	<u>0</u>	<u>0</u>	<u>1,306,000</u>
Total	<u>\$7,606,000</u>	<u>\$0</u>	<u>\$0</u>	<u>\$7,606,000</u>

Expenditures:

Coral Gables Courthouse	\$6,087,000	\$213,000	\$0	\$6,300,000
Miami Dade Police Helicopter Replacement (1 of 4)	1,276,000	0	0	1,276,000
Legally Eligible Closeout Costs or Arbitrage Liability	<u>0</u>	<u>30,000</u>	<u>0</u>	<u>30,000</u>
Total	<u>\$7,363,000</u>	<u>\$243,000</u>	<u>\$0</u>	<u>\$7,606,000</u>

CAPITAL ASSET ACQUISITION BOND
Series 2004A
(Fund 362, Subfund 002)

<u>Revenues:</u>	<u>Prior Years</u>	<u>FY 2009-10</u>	<u>Future Years</u>	<u>Total</u>
Bond Proceeds	\$2,300,000	\$0	\$0	\$2,300,000
Interest Earnings	<u>1,336,000</u>	<u>0</u>	<u>0</u>	<u>1,336,000</u>
Total	<u>\$3,636,000</u>	<u>\$0</u>	<u>\$0</u>	<u>\$3,636,000</u>

Expenditures:

Doral North Fire Rescue Station	\$1,788,000	\$512,000	\$0	\$2,300,000
Homestead Fire Rescue Station 16		205,000		205,000
Cyber Security Technology Project	1,000,000	0	0	1,000,000
Legally Eligible Fire Rescue Closeout Costs	0	52,000	0	52,000
Legally Eligible General Government Project Closeout Costs	<u>0</u>	<u>79,000</u>	<u>0</u>	<u>79,000</u>
Total	<u>\$2,788,000</u>	<u>\$848,000</u>	<u>\$0</u>	<u>\$3,636,000</u>

CAPITAL ASSET ACQUISITION BOND
Series 2004B Fire Rescue Projects
(Fund 362, Subfund 003)

<u>Revenues:</u>	<u>Prior Years</u>	<u>FY 2009-10</u>	<u>Future Years</u>	<u>Total</u>
Bond Proceeds	\$18,000,000	\$0	\$0	\$18,000,000
Interest Earnings	<u>1,069,000</u>	<u>0</u>	<u>0</u>	<u>1,069,000</u>
Total	<u>\$19,069,000</u>	<u>\$0</u>	<u>\$0</u>	<u>\$19,069,000</u>

Expenditures:

UHF Radio Replacement	\$17,500,000	\$500,000	\$0	\$18,000,000
Homestead Fire Rescue Station 16	0	363,000	0	363,000
Model Cities Fire Rescue Station 2	0	0	502,000	502,000
Legally Eligible Fire Rescue Closeout Costs	<u>0</u>	<u>0</u>	<u>204,000</u>	<u>204,000</u>
Total	<u>\$17,500,000</u>	<u>\$863,000</u>	<u>\$706,000</u>	<u>\$19,069,000</u>

CAPITAL ASSET ACQUISITION BOND
Series 2004B Projects
(Fund 362, Subfund 003)

<u>Revenues:</u>	<u>Prior Years</u>	<u>FY 2009-10</u>	<u>Future Years</u>	<u>Total</u>
Bond Proceeds	\$24,300,000	\$0	\$0	\$24,300,000
Interest Earnings	<u>3,205,000</u>	<u>0</u>	<u>0</u>	<u>3,205,000</u>
Total	<u>\$27,505,000</u>	<u>\$0</u>	<u>\$0</u>	<u>\$27,505,000</u>

Expenditures:

Country Club of Miami Golf Course Improvements	\$4,216,000	\$384,000	\$0	\$4,600,000
Elections ADA Improvements	700,000	467,000	0	1,167,000
General Government ADA Improvements	2,500,000	633,000	0	3,133,000
Public Works (Right of Way) ADA Improvements	0	400,000	0	400,000
Dade County Courthouse Façade Repair	1,000,000	2,000,000	12,000,000	15,000,000
Miami Dade Police Helicopter Replacement (1 of 4)	1,974,000	0	0	1,974,000
Haulover Beach Ocean Rescue	0	0	600,000	600,000
Legally Eligible Closeout Costs or Arbitrage Liability	<u>0</u>	<u>0</u>	<u>631,000</u>	<u>631,000</u>
Total	<u>\$10,390,000</u>	<u>\$3,884,000</u>	<u>\$13,231,000</u>	<u>\$27,505,000</u>

CAPITAL ASSET ACQUISITION BOND
Series 2009 Projects
(Fund 362 Subfunds 004 and 005)

<u>Revenues:</u>	<u>Prior Years</u>	<u>FY 2009-10</u>	<u>Future Years</u>	<u>Total</u>
Capital Asset Acquisition Bond Series 2009	<u>\$57,200,000</u>	<u>\$0</u>	<u>\$0</u>	<u>\$57,200,000</u>

Expenditures:

West Lot Multi-Purpose Facility	\$43,000	\$6,000,000	\$15,957,000	\$22,000,000
Cyber Security Phase II	0	6,400,000	0	6,400,000
911/311 Answerpoint, Technology and Traffic Center	18,800,000	0	0	18,800,000
Project Closeout Costs				
Projects to be Assigned		0	3,000,000	3,000,000
Animal Services Facility	0	0	4,000,000	4,000,000
911/311 Answerpoint, Technology and Traffic Center	<u>0</u>	<u>3,000,000</u>	<u>0</u>	<u>3,000,000</u>
Total	<u>\$18,843,000</u>	<u>\$15,400,000</u>	<u>\$22,957,000</u>	<u>\$57,200,000</u>

PROGRAMMED FUTURE CAPITAL ASSET ACQUISITION FINANCING
Series 2010 Proposed and Future
(Fund and Subfund To Be Determined)

<u>Revenues:</u>	<u>Prior Years</u>	<u>FY 2009-10</u>	<u>Future Years</u>	<u>Total</u>
Future Financing Proceeds	\$0	\$83,517,000	\$73,000,000	\$156,517,000
Expenditures:				
Overtown 2 Purchase and Fit Up Completion	\$0	\$83,282,000	\$235,000	\$83,517,000
Children's Courthouse	0	0	73,000,000	73,000,000
Total	\$0	\$83,282,000	\$73,235,000	\$156,517,000

FIRE RESCUE DEPARTMENT PROGRAMMED FUTURE CAPITAL ASSET ACQUISITION FINANCING
Future Series
(Fund and Subfund To Be Determined)

<u>Revenues:</u>	<u>Prior Years</u>	<u>FY 2009-10</u>	<u>Future Years</u>	<u>Total</u>
Future Financing Proceeds	\$0	\$0	\$48,000,000	\$48,000,000
Expenditures:				
Fire Fleet Facility	\$0	\$0	\$2,000,000	\$2,000,000
Kendall Shop	0	0	6,000,000	6,000,000
West Miami Station 40	0	0	1,500,000	1,500,000
Highland Oaks Station 63	0	0	5,000,000	5,000,000
North Bay Village Station 27	0	0	5,000,000	5,000,000
Land Acquisition	0	0	10,000,000	10,000,000
Arcola Station 67	0	0	2,500,000	2,500,000
Coconut Palm Fire Station Station 70	0	0	3,500,000	3,500,000
Dolphin Station 68	0	0	3,500,000	3,500,000
Glades/Beacon Lakes Station 75	0	0	2,000,000	2,000,000
North Miami Station 18	0	0	3,500,000	3,500,000
Palmetto Bay Station 62	0	0	3,500,000	3,500,000
Total	\$0	\$0	\$48,000,000	\$48,000,000

Special Obligation Bond Juvenile Courthouse Series 2003
(Fund 363, Subfund 001)

<u>Revenues:</u>	<u>Prior Years</u>	<u>FY 2009-10</u>	<u>Future Years</u>	<u>Total</u>
Bond Proceeds and Premium	\$90,833,000	\$0	\$0	\$90,833,000
Expenditures:				
Children's Courthouse	\$14,959,000	\$58,218,000	\$14,997,000	\$88,174,000
Issuance Cost	2,659,000	0	0	2,659,000
Total	\$17,618,000	\$58,218,000	\$14,997,000	\$90,833,000

Ballpark Project
Convention Development Tax and Professional Sports Tax
(Fund 365, Subfunds 001, 002, 003 and 004)

<u>Revenues:</u>	<u>Prior Years</u>	<u>FY 2009-10</u>	<u>Future Years</u>	<u>Total</u>
Series 2009 Convention Development Tax	\$81,248,000	\$0	\$0	\$81,248,000
Series 2009 Professional Sports Tax	221,238,000	0	0	221,238,000
Interest	1,000,000	4,500,000	778,000	6,278,000
Total	\$303,486,000	\$4,500,000	\$778,000	\$308,764,000
Expenditures:				
Ballpark and Public Infrastructure	\$25,450,000	\$151,450,000	\$130,223,000	\$307,123,000
Issuance Costs	1,641,000	0	0	1,641,000
Total	\$27,091,000	\$151,450,000	\$130,223,000	\$308,764,000

**Criminal Justice Facilities General Obligation Bond Program
Public Improvement Bonds, Series BB, CC and EE
(Fund 370, Subfunds 37B, 37C and 37E)**

<u>Revenues:</u>	<u>Prior Years</u>	<u>FY 2009-10</u>	<u>Future Years</u>	<u>Total</u>
Series BB Proceeds	\$6,271,000	\$0	\$0	\$6,271,000
Series BB Interest	4,085,000	0	0	4,085,000
Series CC Interest	1,590,000	0	0	1,590,000
Series EE Proceeds	299,000	0	0	299,000
Series EE Interest	<u>4,634,000</u>	<u>0</u>	<u>0</u>	<u>4,634,000</u>
Total	<u>\$16,879,000</u>	<u>\$0</u>	<u>\$0</u>	<u>\$16,879,000</u>

<u>Expenditures:</u>				
Children's Courthouse	\$0	\$0	\$10,945,000	\$10,945,000
Northside Police Station (Arcola)	0	0	5,550,000	5,550,000
Closeout Costs for Above Projects	<u>0</u>	<u>0</u>	<u>384,000</u>	<u>384,000</u>
Total	<u>\$0</u>	<u>\$0</u>	<u>\$16,879,000</u>	<u>\$16,879,000</u>

**OFFICE OF CAPITAL IMPROVEMENTS
Safe Neighborhood Parks Bond Program
(Fund 380, All Subfunds)**

<u>Revenues:</u>	<u>Prior Years</u>	<u>FY 2009-10</u>	<u>Future Years</u>	<u>Total</u>
Bond Proceeds	\$200,000,000	\$0	\$0	\$200,000,000
Interest	<u>25,492,000</u>	<u>100,000</u>	<u>0</u>	<u>25,592,000</u>
Total	<u>\$225,492,000</u>	<u>\$100,000</u>	<u>\$0</u>	<u>\$225,592,000</u>

<u>Expenditures:</u>				
Issuance and Administration	\$7,767,000	\$159,000	\$170,000	\$8,096,000
Transfer to Park and Recreation	117,447,000	12,479,000	0	129,926,000
Beach Renourishment	2,970,000	0	0	2,970,000
DERM Land Acquisition	1,972,000	0	0	1,972,000
Transfer to Fund 360, Subfund 008 Gateway Park	800,000	0	0	800,000
Transfer to Fund 360, Subfund 008 Cultural Center	247,000	0	0	247,000
Fairchild Tropical Gardens	3,960,000	0	0	3,960,000
Miami Circle	3,000,000	0	0	3,000,000
Challenge Grants, Municipalities and Non Profits	12,054,000	0	0	12,054,000
Municipal Transfers	51,047,000	2,600,000	0	53,647,000
Future Projects and Arbitrage Liability Reserve	<u>710,000</u>	<u>0</u>	<u>8,210,000</u>	<u>8,920,000</u>
Total	<u>\$201,974,000</u>	<u>\$15,238,000</u>	<u>\$8,380,000</u>	<u>\$225,592,000</u>

**PUBLIC WORKS
People's Transportation Plan
(Fund 390)**

<u>Revenues:</u>	<u>Prior Years</u>	<u>2009-10</u>	<u>Future Years</u>	<u>Total</u>
People's Transportation Plan Bond Proceeds	\$124,193,000	\$104,758,000	\$175,417,000	\$404,368,000
Transfer for pay as you go projects (Fund 402)	17,032,000	0	0	\$17,032,000
Florida Department of Transportation	17,942,000	24,252,000	13,762,000	\$55,956,000
Municipal Contributions	<u>500,000</u>	<u>0</u>	<u>0</u>	<u>\$500,000</u>
Total	<u>\$159,667,000</u>	<u>\$129,010,000</u>	<u>\$189,179,000</u>	<u>\$477,856,000</u>

<u>Expenditures:</u>				
Drainage Improvements	\$0	\$100,000	\$0	100,000
Construct NW 138 Street Bridge At Miami River Canal	716,000	3,497,000	2,800,000	7,013,000
Arterial Road Improvements	262,000	0	1,500,000	1,762,000
Improvements to South Bayshore Drive, Darwin to Mercy	16,000	498,000	0	514,000
Neighborhood Improvements	41,007,000	12,640,000	37,778,000	91,425,000
SW 157 Avenue - SW 120 Street to SW 112 Street	4,420,000	1,450,000	0	5,870,000
SW 157 Avenue - SW 136 Street to SW 120 Street	4,944,000	4,441,000	0	9,385,000
SW 157 Avenue - SW 184 ST to SW 152 Street	609,000	8,675,000	2,750,000	12,034,000
NE 2 Avenue Improvements - NE 20 Street to NE 36 Street	5,000	0	3,945,000	3,950,000
NE 2 Avenue Improvements - NE 36 Street to NE 43 Street	5,000	0	3,385,000	3,390,000
NE 2 Avenue Improvements - NE 43 Street to NE 62 Street	5,000	0	9,125,000	9,130,000

NE 2 Avenue Improvements - NE 62 Street to West Little River Canal	13,000	0	4,917,000	4,930,000
NW 7 Street Improvement - NW 72 Avenue to NW 37 Avenue	2,110,000	664,000	0	2,774,000
SW 176 Street Improvements - US 1 to SW 107 Avenue	398,000	0	4,630,000	5,028,000
SW 180 Street Improvements - SW 147 Avenue to SW 137 Avenue	1,443,000	154,000	0	1,597,000
SW 216 Street Improvements - HEFT to SW 127 Avenue	688,000	0	9,091,000	9,779,000
SW 264 Street Improvements - US 1 to SW 137 Avenue	402,000	0	4,613,000	5,015,000
SW 62 Avenue -SW 24 Street to NW 7 Street	4,275,000	6,629,000	0	10,904,000
SW 72 Avenue SW 40 Street to SW 20 Street	1,612,000	197,000	0	1,809,000
Reconstruct SW 62 Avenue - SW 70 Street to SW 64 Street	204,000	1,500,000	1,143,000	2,847,000
District 7 Rights-Of-Way Acquisition	1,594,000	9,606,000	0	11,200,000
District 8 Rights-Of-Way Acquisition	52,000	2,687,000	962,000	3,701,000
District 9 Rights-Of-Way Acquisition	693,000	2,100,000	1,510,000	4,303,000
District 12 Rights-Of-Way Acquisition	15,503,000	9,252,000	3,269,000	28,024,000
District 13 Rights-Of-Way Acquisition	0	8,316,000	0	8,316,000
Widen Caribbean Blvd From Coral Sea Road to SW 87 Avenue	0	1,000,000	10,186,000	11,186,000
Widen NW 37 Avenue - N. River Drive to NW 79 Street	1,052,000	8,800,000	6,127,000	15,979,000
Widen NW 74 Street - HEFT to SR 826	20,082,000	15,000,000	10,493,000	45,575,000
Widen NW 87 Avenue from NW 186 Street to NW 154 Street	553,000	6,125,000	5,055,000	11,733,000
Improvements on Old Cutler Road from SW 97 Avenue to SW 87 Avenue	0	450,000	7,200,000	7,650,000
Widen SW 127 Avenue from SW 120 Street to SW 88 Street	8,369,000	5,042,000	0	13,411,000
Widen SW 136 from SW 154 Avenue to SW 139 Court	5,730,000	1,285,000	0	7,015,000
SW 137 Avenue from HEFT to US 1	517,000	1,000,000	8,048,000	9,565,000
SW 137 Avenue from US 1 to SW 184 Street	913,000	0	21,341,000	22,254,000
Widen SW 160 Street from SW 147 Avenue to SW 137 Avenue	6,345,000	1,595,000	0	7,940,000
Widen SW 27 Ave from US 1 to Bayshore	705,000	2,750,000	2,685,000	6,140,000
Widen SW 312 Street from SW 187 Avenue to SW 177 Avenue	11,000	0	5,663,000	5,674,000
Advanced Traffic Management System	17,892,000	9,000,000	17,424,000	44,316,000
Illuminated Street Signs	4,640,000	1,367,000	0	6,007,000
School Flashing Signals	7,464,000	2,190,000	1,546,000	11,200,000
Streetlight Retrofit	4,418,000	1,000,000	1,993,000	7,411,000
Total	\$159,667,000	\$129,010,000	\$189,179,000	\$477,856,000

**PEOPLE'S TRANSPORTATION PLAN FUND
(Fund 402)**

Revenues:

2009-10

Carryover	\$18,572,000
Transfer for Loan Repayment (Fund 411, Subfund 411)	10,180,000
Sales Tax Revenue	169,700,000
Interest	<u>4,242,000</u>
Total	<u>\$202,694,000</u>

Expenditures:

Transfer to Miami-Dade Transit Operations (Fund 411, Subfund 411)	\$111,739,000
Transfer to Fund 416 / 417 for Miami-Dade Transit Debt Service (Fund 416 and 417)	22,913,000
Transfer to Fund 416 / 417 for Miami-Dade Pre-Existing Transit Debt Service (Fund 416 and 417)	11,737,000
Transfer to Fund 209, Project 209400 for 2006 Surtax Bond Debt Service	3,243,000
Transfer to Fund 209, Project 209400 for 2008 Surtax Bond Debt Service	3,213,000
Transfer to Public Works (Fund 325)	2,735,000
Transfer to the Citizen's Independent Transportation Trust (Fund 420)	2,514,000
Transfer to Eligible Municipalities	33,940,000
Reserve for Capital Expansion	<u>10,660,000</u>
Total	<u>\$202,694,000</u>

**MIAMI-DADE TRANSIT
Lease, Sublease and Loan Agreements
(Fund 411, Subfund 400)**

Revenues:

2009-10

Rental and Interest Income	<u>\$26,495,000</u>
Expenditures:	
Rental Expenses	<u>\$26,495,000</u>

**MIAMI-DADE TRANSIT
Operations
(Fund 411, Subfund 411)**

<u>Revenues:</u>	<u>2009-10</u>
Transfer from Fund 402 for MDT Operations	\$111,739,000
Transfer from Countywide General Fund for Maintenance of Effort	146,228,000
Transfer from Countywide General Fund for South Florida Regional Transportation Authority Transit Fares and Fees	1,843,000
Transfer from Transportation Disadvantaged Program (Fund 413, Subfund 413)	113,413,000
Bus Feeder Support from Tri-Rail	2,529,000
State Operating Assistance	666,000
Non-Operating Revenues	18,732,000
	<u>8,300,000</u>
Total	<u>\$403,450,000</u>
<u>Expenditures:</u>	
Operating Expenditures	\$355,026,000
Existing Services Loan Payment to Fund 402	10,180,000
Transfer to Government Information Center	2,808,000
South Florida Regional Transportation Authority Operating and Capital Subsidy Reserve	4,235,000
Repayment Reserve for Prior Years' Operating Deficit	24,911,000
	<u>6,290,000</u>
Total	<u>\$403,450,000</u>

**Non-Capital Grants
(Fund 413, Subfund 413)**

<u>Revenues:</u>	<u>2009-10</u>
Florida Transportation Disadvantaged Trust Fund	\$7,929,000
Florida Urban Corridor	<u>1,100,000</u>
Total	<u>\$9,029,000</u>
<u>Expenditures:</u>	
Transportation Disadvantage Program	\$5,400,000
Transfer to MDTA Operations from Transportation Disadvantage Program (Fund 411, Subfund 411)	2,529,000
State Urban Corridor Program	<u>1,100,000</u>
Total	<u>\$9,029,000</u>

**Capital Funds
(Fund 412 and Fund 414)**

<u>Revenues:</u>	<u>Prior Years</u>	<u>2009-10</u>	<u>Future Years</u>	<u>Total</u>
Charter Surtax (Fund 402)	\$58,258,000	\$0	\$0	58,258,000
Capital Improvement Local Option Gas Tax	16,980,000	17,200,000	101,766,000	135,946,000
FDOT Funds	44,148,000	42,257,000	57,955,000	144,360,000
FTA 5307/5309 Formula Grant	65,486,000	103,077,000	401,102,000	569,665,000
FTA 5309 Discretionary Grant	12,949,000	27,688,000	5,813,000	46,450,000
Lease-Financing County Bonds	22,701,000	0	0	22,701,000
Operating Revenue	7,000,000	0	0	7,000,000
PTP Bond Program	268,603,000	211,298,000	761,376,000	1,241,277,000
Sunshine State Loan	<u>60,485,000</u>	<u>0</u>	<u>0</u>	60,485,000
Total	<u>\$556,610,000</u>	<u>\$401,520,000</u>	<u>\$1,328,012,000</u>	<u>\$2,286,142,000</u>
<u>Expenditures:</u>				
American with Disabilities Act Improvements	\$218,000	\$229,000	\$1,327,000	\$1,774,000
Busway ADA Improvements	0	698,000	1,802,000	2,500,000
Bus Acquisition	129,076,000	22,045,000	75,342,000	226,463,000
Bus Facilities	0	6,116,000	0	6,116,000
Bus Tools and Equipment	218,000	229,000	1,327,000	1,774,000
Capital Project Administration	470,000	494,000	2,873,000	3,837,000
Capitalization of Preventive Maintenance	75,074,000	76,847,000	458,283,000	610,204,000
Central Control Overhaul	2,338,000	13,931,000	15,511,000	31,780,000
Dadeland South Comfort Station	30,000	370,000	1,600,000	2,000,000
Dadeland South Parking Lot Extension	882,000	109,000	0	991,000
Earlington Heights/MIC Connector	165,326,000	121,093,000	240,110,000	526,529,000
Earlington Heights / MIC Bus Plaza	130,000	9,095,000	16,850,000	26,075,000
Fare Collection Equipment	56,284,000	22,876,000	840,000	80,000,000
Facility and Equipment Rehabilitation	218,000	229,000	1,327,000	1,774,000
Graphics and Signage Upgrade	309,000	3,911,000	3,280,000	7,500,000
Information Technology Equipment	218,000	229,000	1,327,000	1,774,000
Infrastructure Renewal Plan (IRP)	7,000,000	10,110,000	76,540,000	93,650,000

Kendall BRT	0	3,279,000	8,721,000	12,000,000
Lehman Yard Upgrade	0	1,605,000	5,466,000	7,071,000
Metrorail and Metromover Tools and Equipment	400,000	420,000	2,436,000	3,256,000
Metrorail WiFi Implementation	0	2,400,000	0	2,400,000
Metrorail Bath Path	300,000	0	0	300,000
Metromover Bicentennial park Station Refurbishment	0	1,300,000	0	1,300,000
Metromover Station Canopies and Escalator Replacement	343,000	2,902,000	4,248,000	7,493,000
Metromover Fiber Replacement	0	3,200,000	0	3,200,000
Metromover Vehicle Replacement Phase I	32,871,000	50,000	0	32,921,000
Metromover Vehicle Rehabilitation Phase II	15,100,000	11,072,000	16,274,000	42,446,000
Metromover Video Project	0	698,000	0	698,000
Northeast Passenger Activity Centers	371,000	1,316,000	4,412,000	6,099,000
Palmetto Station Traction Power Substation	802,000	13,020,000	2,980,000	16,802,000
Park and Ride Lot - 344th Street	3,404,000	2,990,000	3,351,000	9,745,000
Park and Ride Lot - Miami Gardens Drive	712,000	1,188,000	0	1,900,000
Park and Ride Lot - 168 Street and Busway	0	2,879,000	0	2,879,000
Park and Ride Lot - Kendall Drive	1,679,000	321,000	2,144,000	4,144,000
Passenger Activity Center at NW 7 Avenue and NW 62 Street	7,112,000	1,983,000	941,000	10,036,000
Passenger Amenities and Transit Enhancements	469,000	494,000	2,868,000	3,831,000
Pedestrian Overpasses at University	3,495,000	1,994,000	2,009,000	7,498,000
Pedestrian Overpasses at South Miami	3,125,000	2,387,000	2,407,000	7,919,000
Rail Vehicle Replacement	26,889,000	37,260,000	337,306,000	401,455,000
Replace Hybrid Vehicles	0	400,000	0	400,000
Security and Safety Equipment	2,514,000	1,494,000	3,333,000	7,341,000
Service Vehicles	951,000	952,000	0	1,903,000
Test Track for Metrorail	1,687,000	6,573,000	3,972,000	12,232,000
Transit Operations Systems Replacement	0	4,651,000	1,549,000	6,200,000
Track and Guideway Rehabilitation	<u>15,643,000</u>	<u>7,033,000</u>	<u>25,256,000</u>	<u>47,932,000</u>
Total	<u>\$555,658,000</u>	<u>\$402,472,000</u>	<u>\$1,328,012,000</u>	<u>\$2,286,142,000</u>

**Miami-Dade Transit Debt Service
(Funds 416 and 417)**

Revenues:	2009-10
Transfer from Fund 402	\$22,913,000
Transfer from Fund 402 for Pre-Existing Services Debt	<u>11,737,000</u>
Total	<u>\$34,650,000</u>
Expenditures:	
2001 Series F Sunshine State Loan	\$4,298,000
Series 2002A Capital Asset Acquisition (Equipment)	1,793,000
Series 2002A Capital Asset Acquisition (Buses)	3,152,000
General Electric Loan Payment	2,494,000
Series 2006 Transit System Sales Surtax	8,671,000
Series 2008 Transit System Sales Surtax	<u>14,242,000</u>
Total	<u>\$34,650,000</u>

**OFFICE OF THE CITIZENS' INDEPENDENT TRANSPORTATION TRUST
(Fund 420)**

Revenues:	2009-10
Transfer from People's Transportation Plan Fund	<u>\$2,514,000</u>
Expenditures:	
Operating Expenditures	<u>\$2,514,000</u>

**SEAPORT
(Fund ES 420, Subfund 001)**

<u>Revenues:</u>	<u>2009-10</u>
Carryover	\$13,329,000
Fee and Charges	114,260,000
Earned Interest	<u>500,000</u>
Total	<u>\$128,089,000</u>

<u>Expenditures:</u>	
Operating Expenditures	\$52,853,000
Security Costs	21,021,000
Administrative Reimbursement	2,200,000
Transfer to Emergency Contingency Reserve (Fund 010-020)	870,000
Transfer to Consumer Services - Passenger Transportation Regulation (Fund 030, Subfund 032)	<u>100,000</u>
Total Operating Expenditures	<u>\$77,044,000</u>
Transfer to Reserve Maintenance Fund (Fund 422, Subfund 221)	\$2,524,000
Transfer to Seaport Bond Service Account (Fund ES 423, Subfund 231)	6,812,000
Transfer to Seaport Bond Service Account (Fund ES 423, Subfund 234)	11,133,000
Transfer to Seaport General Fund (Fund ES 424)	18,976,000
Ending Cash Balance	<u>11,600,000</u>
Total	<u>\$128,089,000</u>

**SEAPORT
Construction Fund
(Fund ES 421)**

<u>Revenues:</u>	<u>2009-10</u>
Federal/State Funding	\$3,980,000
Financing Proceeds	<u>38,619,000</u>
Total	<u>\$42,599,000</u>

<u>Expenditures:</u>	
Construction Projects	<u>\$42,599,000</u>

**SEAPORT
Reserve Maintenance Fund
(Fund 422, Subfund 221)**

<u>Revenues:</u>	<u>2009-10</u>
Transfer from Seaport Operating Fund (Fund 420, Subfund 001)	<u>\$2,524,000</u>

<u>Expenditures:</u>	
Reserve for future projects	<u>\$2,524,000</u>

**SEAPORT
Interest and Sinking Fund
(Fund ES 423)
Bond Service Account (Revenue Bonds)
(Subfund 231)**

<u>Revenues:</u>	<u>2009-10</u>
Transfer from Seaport Revenue Fund (Fund ES 420)	<u>\$6,812,000</u>

<u>Expenditures:</u>	
Principal and Interest Payments	<u>\$6,812,000</u>

**SEAPORT
Bond Reserve Account (Revenue Bonds)
(Fund ES 423, Subfund 233)**

<u>Revenues:</u>	<u>2009-10</u>
Carryover	<u>\$2,292,000</u>

<u>Expenditures:</u>	
Ending Cash Balance	<u>\$2,292,000</u>

**SEAPORT
Bond Service Account (G.O. Bonds)
(Fund ES 423, Subfund 234)**

<u>Revenues:</u>	<u>2009-10</u>
Transfer from Seaport Revenue Fund (Fund ES 420)	<u>\$11,133,000</u>

<u>Expenditures:</u>	<u>2009-10</u>
Principal and Interest Payments	<u>\$11,133,000</u>

**Seaport General Fund
(Fund ES 424, Subfund 241)**

<u>Revenues:</u>	<u>2009-10</u>
Transfer from Seaport Revenue Fund (Fund ES 420)	<u>\$18,976,000</u>

<u>Expenditures:</u>	<u>2009-10</u>
Principal and Interest Payments	\$18,140,000
Non-operating Expenditures	<u>836,000</u>
Total	<u>\$18,976,000</u>

**PUBLIC WORKS
Causeways Fund
(Fund 430, Subfund 431)**

<u>Revenues:</u>	<u>2009-10</u>
Carryover	\$3,497,000
Rickenbacker Tolls, Transponders, and Other Revenues	6,759,000
Venetian Tolls, Transponders, and Other Revenues	<u>2,147,000</u>
Total	<u>\$12,403,000</u>

<u>Expenditures:</u>	<u>2009-10</u>
Rickenbacker Toll Operations	\$2,253,000
Venetian Toll Operations	1,219,000
Rickenbacker Maintenance	1,654,000
Venetian Maintenance	938,000
Debt Service on \$6.1 million loan	449,000
Transfer to Causeway Capital Fund (Fund 430, Subfund 432)	3,850,000
Other Miscellaneous Expenses	78,000
Other Non-Operating (Transfer to Key Biscayne)	365,000
Intradepartmental Transfers	587,000
Transfer to Emergency Contingency Reserve (Fund 010-020)	104,000
Reserve into FY 2010-11	<u>906,000</u>
Total	<u>\$12,403,000</u>

**PUBLIC WORKS
Causeway Capital Fund
(Fund 430, subfund 432)**

<u>Revenues:</u>	<u>2009-10</u>
Transfer from Causeway Operating Fund (Subfund 431)	\$3,850,000
Series 2009 Capital Asset Bond Proceeds	10,400,000
Municipal Contribution	3,760,000
Carryover	<u>4,135,000</u>
Total	<u>\$22,145,000</u>

<u>Expenditures:</u>	<u>2009-10</u>
Causeway Capital Projects	\$21,645,000
Future Year Expenditures	<u>500,000</u>
Total	<u>\$22,145,000</u>

**VIZCAYA MUSEUM AND GARDENS
Operations
(Fund 450)**

<u>Revenues:</u>	<u>2009-10</u>
Transfer from Convernition Development Tax (Fund 160)	981,000
Earned Revenue	3,094,000
Transfer from Cultural Affairs (Fund 125 Subfund 127)	265,000
National Endowmnet for the Arts - ARRA grant	50,000
Carryover	385,000
Grant Revenues	957,000
Donations	<u>73,000</u>
 Total	 <u>\$5,805,000</u>
 <u>Expenditures:</u>	
Operating Expenditures	4,855,000
Transfer to Capital Expenditures (Fund 451)	<u>950,000</u>
 Total	 <u>\$5,805,000</u>

**VIZCAYA MUSEUM AND GARDENS
(Fund 451)**

<u>Revenues:</u>	<u>2009-10</u>
Transfer from Operating Fund (Fund 450)	<u>\$950,000</u>
 <u>Expenditures:</u>	
Capital Expenditures - Orchidarium Restoration	\$150,000
Capital Expenditures - Statuary Conservation/Restoration	<u>800,000</u>
 Total	 <u>\$950,000</u>

**SOLID WASTE MANAGEMENT
Waste Collection Operations
(Fund 470, Subfunds 470, 471, and 475)**

<u>Revenues:</u>	<u>2009-10</u>
Carryover	\$31,624,000
Collection Fees and Charges	136,297,000
Sale of Recyclable Materials	69,000
Curbside Contract Revenue	712,000
Federal Grants	830,000
Interest	<u>1,045,000</u>
 Total	 <u>\$170,577,000</u>
 <u>Expenditures:</u>	
Administration, Garbage and Trash Operating Expenditures	\$76,916,000
UMSA Litter Program and Illegal Dumping Cleanup Operating Expenditures	3,034,000
Garbage and Trash Waste Disposal Charges	43,974,000
Recycling Program	8,236,000
Solid Waste Service Area Code Enforcement	3,553,000
Transfer to Emergency Contingency Reserve (Fund 010-020)	795,000
Administrative Reimbursement	1,977,000
Transfer to Note Payable (Fund 470)	8,348,000
Reserves	21,854,000
Transfer to Capital Projects (Fund 470, Subfund C10)	<u>1,890,000</u>
 Total	 <u>\$170,577,000</u>

**Waste Collection Capital Projects
(Fund 470, Subfund C10)**

<u>Revenues:</u>	<u>Prior Years</u>	<u>FY 2009-10</u>	<u>Future Years</u>	<u>Total</u>
Transfer from Operating Subfund 470	<u>\$503,000</u>	<u>\$1,890,000</u>	<u>\$3,262,000</u>	<u>\$5,655,000</u>
Expenditures:				
Trash and Recycling Center Improvements	\$0	\$100,000	\$500,000	\$600,000
58th Street Truck Wash Facility	50,000	10,000	440,000	500,000
Waste Collection Facility Improvements	0	100,000	500,000	600,000
3A New Facility Building	100,000	840,000	335,000	1,275,000
58th Street Building Renovation	0	600,000	50,000	650,000
West/Southwest Trash and Recycling Center	<u>353,000</u>	<u>240,000</u>	<u>1,437,000</u>	<u>2,030,000</u>
Total	<u>\$503,000</u>	<u>\$1,890,000</u>	<u>\$3,262,000</u>	<u>\$5,655,000</u>

**Debt Service
(Fund 470)**

<u>Revenues:</u>	<u>2009-10</u>
Transfer from Waste Collection Operations	<u>\$8,348,000</u>
Expenditures:	
Principal Payments on the Capital Asset Acquisition Series 2002 Bond	\$2,240,000
Principal Payments on the Capital Asset Acquisition Series 2004 Bond	255,000
Principal Payments on the Sunshine Series I Loan	1,029,000
Principal Payments on the Sunshine Series 2006 Loan	192,000
Principal Payments on the Disposal Equipment 2007 Loan	2,170,000
Principal Payments on the Disposal Cart 2008 Loan	1,689,000
Payment to the Vehicle Replacement Trust Fund	0
Interest Payments on the Capital Asset Acquisition Series 2002 Bond	427,000
Interest Payments on the Capital Asset Acquisition Series 2004 Bond	77,000
Interest Payments on the Sunshine Series I Loan	211,000
Interest Payments on the Sunshine Series 2006 Loan	<u>58,000</u>
Total	<u>\$8,348,000</u>

**Waste Disposal Operations
(Fund 490, Subfunds 491, 492, 495, and 499)**

<u>Revenues:</u>	<u>2009-10</u>
Carryover	\$57,148,000
Disposal Fees	91,888,000
Transfer Fees	6,962,000
Resources Recovery Energy Sales	29,918,000
Private Landfill Surcharge	620,000
Permits and Fines	230,000
Disposal Facility Fees	10,748,000
Utility Service Fee	17,666,000
Building Rental Parking Fee Revenue	2,346,000
Interest	3,420,000
Transfer from Rate Stabilization-Interest Only (Subfund GR0)	598,000
Intradepartmental Transfer from Collections	3,859,000
Miscellaneous Revenue	<u>515,000</u>
Total	<u>\$225,918,000</u>
Expenditures:	
Administration, Transfer and Disposal Operating Expenditure	\$71,258,000
Resources Recovery	80,354,000
Countywide Recycling	1,125,000
Environmental Compliance and Recycling Development	4,520,000
Transfer to M.E. Thompson Park (Fund 040)	50,000
Transfer to Consumer Services (Fund 030, Subfund 032)	28,000
Transfer to Subfund DS0, Bond Debt Service	20,113,000
Transfer to Emergency Contingency Reserve (Fund 010-020)	1,296,000
Administrative Reimbursement	3,312,000
Transfer to Capital Projects (Subfunds C10 and RR0)	11,763,000
Transfer to Fund 010 for MDPD Illegal Dumping Enforcement Reserve	<u>30,143,000</u>
Total	<u>\$225,918,000</u>

**Waste Disposal Capital Projects
(Fund 490, Subfund C10)**

Revenues:	Prior Years	FY 2009-10	Future Years	Total
Transfer from Disposal Operating Subfund 490	\$9,912,000	\$11,763,000	\$15,725,000	\$37,400,000
Industrial Development Revenue Bond	0	0	0	0
Bond Anticipation Notes	348,000	0	0	348,000
Solid Waste System Revenue Bonds, Series 1998	45,000	0	0	45,000
Solid Waste System Revenue Bonds, Series 2001	6,684,000	0	0	6,684,000
Solid Waste System Revenue Bonds, Series 2005	36,473,000	0	0	36,473,000
Building Better Communities GOB Program	0	0	0	0
Future Solid Waste System Revenue Notes/Bonds	0	0	<u>71,267,000</u>	<u>71,267,000</u>
Total	<u>\$53,462,000</u>	<u>\$11,763,000</u>	<u>\$86,992,000</u>	<u>\$152,217,000</u>
Expenditures:				
Environmental Improvements	\$0	\$100,000	\$500,000	\$600,000
North Miami-Dade Landfill:				
East Cell Closure	0	0	19,924,000	19,924,000
Gas Extraction System-Phase 2	983,000	200,000	982,000	2,165,000
Groundwater Remediation	0	80,000	1,420,000	1,500,000
Resources Recovery Facility Additional Retrofit	1,900,000	600,000	500,000	3,000,000
Resources Recovery Ashfill Cells:				
Cell 20 Construction	165,000	285,000	3,400,000	3,850,000
Final Closure (Cells 17 and 18)	1,628,000	3,100,000	272,000	5,000,000
Cell 19 Closure	0	0	3,000,000	3,000,000
Cell 20 Closure	0	0	5,000,000	5,000,000
South Miami-Dade Landfill:				
Cell 3 Closure	11,678,000	1,860,000	192,000	13,730,000
Cell 4 Closure	0	0	14,600,000	14,600,000
Cell 4 Gas Extraction	300,000	700,000	500,000	1,500,000
Cell 5 Closure	0	0	15,730,000	15,730,000
Cell 5 Construction	0	0	1,665,000	1,665,000
Groundwater Remediation/Trench	490,000	150,000	130,000	770,000
Virginia Key Municipal Landfill Closure Grant	255,000	395,000	45,000,000	45,650,000
Access Road to HC2 Center & Parks Soccer Fields	100,000	200,000	50,000	350,000
58th St. Guardhouse and Drainage Improvements	321,000	160,000	29,000	510,000
3A New Facility Building	100,000	840,000	335,000	1,275,000
Central Transfer Station Compactor Replacement	2,893,000	15,000	1,292,000	4,200,000
Disposal Facility Backup Power Generation	228,000	150,000	0	378,000
Disposal Facility Exit Scales	0	75,000	75,000	150,000
Disposal Facility Improvements	0	200,000	500,000	700,000
NE Transfer Station Surge Pit Tipping Floor Roof	94,000	630,000	26,000	750,000
NE Transfer Station Tunnel Roof	107,000	443,000	50,000	600,000
NE Transfer Station Compactor Replacement	1,951,000	1,000,000	19,000	2,970,000
Replacement of 9 Scales at Disposal Facilities	350,000	50,000	200,000	600,000
Scalehouse Expansion Project	172,000	300,000	428,000	900,000
Truck Washing Facilities	45,000	15,000	440,000	500,000
West Transfer Station Tipping Floor Renovation	<u>235,000</u>	<u>415,000</u>	<u>0</u>	<u>650,000</u>
Total	<u>\$23,995,000</u>	<u>\$11,963,000</u>	<u>\$116,259,000</u>	<u>\$152,217,000</u>

**Debt Service
(Fund 490, Subfund DS0)**

Revenues:	2009-10
Transfer from Subfunds 491 and 499	<u>\$20,113,000</u>
Expenditures:	
Principal Payments on the Series 1996 Bonds	\$10,800,000
Principal Payments on the Series 1998 Bonds	3,090,000
Interest Payments on the Series 1996 Refinancing Bond	553,000
Interest Payments on the 1998 Series Revenue Bond	1,623,000
Interest Payments on the 2001 Series Revenue Bond	2,037,000
Interest Payments on the 2005 Series Revenue Bond	<u>2,010,000</u>
Total	<u>\$20,113,000</u>

**Rate Stabilization Reserve
(Fund 490, Subfund GR0)**

<u>Revenues:</u>	<u>2009-10</u>
Restricted Carryover	\$20,227,000
Interest Earnings	<u>598,000</u>
Total	<u>\$20,825,000</u>
<u>Expenditures:</u>	
Transfer to Waste Disposal Operating Fund (Fund 490)	\$598,000
Rate Stabilization Reserve	<u>20,227,000</u>
Total	<u>\$20,825,000</u>

**PUBLIC HEALTH TRUST
COUNTY PUBLIC HOSPITAL SALES TAX
(Fund 510, Subfund 510)**

<u>Revenues:</u>	<u>2009-10</u>
Sales Surtax	<u>\$169,732,000</u>
<u>Expenditures:</u>	
Transfer to Public Health Trust	<u>\$169,732,000</u>

**STATE REVENUE SHARING
(Fund 510, Subfund 512)**

<u>Revenues:</u>	<u>2009-10</u>
Entitlement as a County	\$40,080,000
Entitlement as a Municipality	<u>45,800,000</u>
Total	<u>\$85,880,000</u>
<u>Expenditures:</u>	
Transfer to Guaranteed Entitlement Revenue Fund (Project 204101)	\$13,631,000
Transfer to Countywide General Fund	26,449,000
Transfer to UMSA General Fund	<u>45,800,000</u>
Total	<u>\$85,880,000</u>

**LOCAL GOVERNMENT HALF-CENT SALES TAX
(Fund 510, Subfund 513)**

<u>Revenues:</u>	<u>2009-10</u>
Countywide Sales Tax Receipts	\$51,693,000
Unincorporated Municipal Service Area Sales Tax Receipts	<u>60,486,000</u>
Total	<u>\$112,179,000</u>
<u>Expenditures:</u>	
Transfer to Countywide General Fund	\$51,693,000
Transfer to UMSA General Fund	<u>60,486,000</u>
Total	<u>\$112,179,000</u>

FPL ELECTRICAL FRANCHISE FEE

<u>Revenues:</u>	<u>2009-10</u>
Franchise Fee	<u>\$70,564,000</u>
<u>Expenditures:</u>	
Transfer to UMSA General Fund	\$52,407,000
Disbursements to Municipalities	<u>18,157,000</u>
Total	<u>\$70,564,000</u>

**ANIMAL SERVICES DEPARTMENT
Trust Fund
(Fund 600, Subfund 022)**

<u>Revenues:</u>	<u>2009-10</u>
Carryover	\$6,000
Donations, Grants, and Other Revenue	34,000
Transfer from Fund 030 Subfund 022 Project 022111	<u>11,000</u>
Total	<u>\$51,000</u>

<u>Expenditures:</u>	
Animal Shelter Expenditures	<u>\$51,000</u>

Capital Budget

<u>Revenues:</u>	<u>2009-10</u>
Proceeds from Sale of Real Property	<u>\$5,750,000</u>

<u>Expenditures:</u>	
Improvements to New Animal Shelter	<u>\$5,750,000</u>

**CORRECTIONS AND REHABILITATION
Inmate Welfare Trust Fund
(Fund 600, Subfund 601)**

<u>Revenues:</u>	<u>2009-10</u>
Transfer from Fund 110, Subfund 111	<u>\$673,000</u>

<u>Expenditures:</u>	
Operating Expenditures	<u>\$673,000</u>

**MEDICAL EXAMINER DEPARTMENT
Trust Fund
(Fund 600, Subfund 601, Project 630TME, Detail 630348)**

<u>Revenues:</u>	<u>2009-10</u>
Carryover	<u>\$257,000</u>

<u>Expenditures:</u>	
Operating Expenditures	<u>\$257,000</u>

**PARK AND RECREATION
Miscellaneous Trust Funds
(Fund 600, Subfund 601, Project 608TPR)**

<u>Revenues:</u>	<u>2009-10</u>
Carryover	\$5,400,000
Interest Earnings	100,000
Miscellaneous Revenues and Donations	<u>1,000,000</u>
Total	<u>\$6,500,000</u>

<u>Expenditures:</u>	
Capital Expenditures	\$3,245,000
Trust Reserves	<u>3,255,000</u>
Total	<u>\$6,500,000</u>

**GENERAL SERVICES ADMINISTRATION
Landbank Revolving Trust Fund
(Fund 600, Subfund 601, Project 626TGS)**

<u>Revenues:</u>	<u>2009-10</u>
Carryover	<u>\$200,000</u>

<u>Expenditures:</u>	
Transfer to Capital Outlay Reserve (Fund 310)	<u>\$200,000</u>

MIAMI-DADE POLICE DEPARTMENT (MDPD)
Miscellaneous Trust Funds
(Fund 600, Subfund 601)

<u>Revenues:</u>	<u>2009-10</u>
Carryover	\$3,032,000
Interest Income	76,000
Court Fees	437,000
Miscellaneous	<u>741,000</u>
Total	<u>\$4,286,000</u>

<u>Expenditures:</u>	
Operating Expenditures	\$2,019,000
Reserve for Future Expenditures	<u>2,267,000</u>
Total	<u>\$4,286,000</u>

MIAMI-DADE POLICE DEPARTMENT (MDPD)
Law Enforcement Trust Fund
(Fund 600, Subfund 602, 603, 604)

<u>Revenues:</u>	<u>2009-10</u>
Carryover	\$6,497,000
Fines and Forfeitures	<u>3,522,000</u>
Total	<u>\$10,019,000</u>

<u>Expenditures:</u>	
Miami-Dade Police Department -- Investigative and Special Enforcement	\$6,380,000
Reserve for Future Expenditures	<u>3,639,000</u>
Total	<u>\$10,019,000</u>

COUNTY TRANSPORTATION TRUST FUND

<u>Revenues:</u>	<u>2009-10</u>
Local Option Six-Cent Gas Tax	\$40,667,000
Capital Improvement Local Option Three-Cent Gas Tax	19,047,000
State Gas Tax	8,354,000
Constitutional Gas Tax (20%)	3,776,000
Constitutional Gas Tax (80%)	15,102,000
"Ninth-Cent" Gas Tax	<u>10,439,000</u>
Total	<u>\$97,385,000</u>

<u>Expenditures:</u>	
Transfer to General Fund for Transportation Expenditures	\$63,236,000
Transfer to Capital Improvements Local Option Gas Tax Fund (Fund 337, Subfund 337)	19,047,000
Transfer to Secondary Road Program Fund	<u>15,102,000</u>
Total	<u>\$97,385,000</u>

HUMAN SERVICES
Operations

<u>Revenues:</u>	<u>Fund 610</u>	<u>Fund 611</u>	<u>2009-10</u> <u>Total</u>
State and Federal Grants	\$14,662,000	\$2,113,000	\$16,775,000
Early Learning Coalition of Miami-Dade	155,655,000	0	155,655,000
Transfer from Countywide General Fund	24,268,000	8,346,000	32,614,000
Fees, Charges, and Other Revenues	1,971,000	75,000	2,046,000
Community Development Block Grant	500,000	500,000	1,000,000
Interdepartmental Transfers	<u>1,169,000</u>	<u>354,000</u>	<u>1,523,000</u>
Total	<u>\$198,225,000</u>	<u>\$11,388,000</u>	<u>\$209,613,000</u>

<u>Expenditures:</u>			
Operating Expenditures	<u>\$198,225,000</u>	<u>\$11,388,000</u>	<u>\$209,613,000</u>

**COMMUNITY ACTION AGENCY
(Fund 630)**

<u>Revenues:</u>	<u>2009-10</u>
Carryover	\$8,411,000
Federal Grants	75,324,000
State Grants	98,000
Early Learning Coalition of Miami-Dade	302,000
Transfer from Countywide General Fund	9,909,000
Fees and Charges	165,000
Florida Power and Light	12,000
Interagency Transfers	<u>2,681,000</u>
 Total	 <u>\$96,902,000</u>
 <u>Expenditures:</u>	
Operating Expenditures	<u>\$96,902,000</u>

**HOUSING AND COMMUNITY DEVELOPMENT
Empowerment Zone
(Fund 640)**

<u>Revenues:</u>	<u>2009-10</u>
Carryover	\$413,000
Program Income	<u>250,000</u>
 Total	 <u>\$663,000</u>
 <u>Expenditures:</u>	
Empowerment Zone Activities	<u>\$663,000</u>

**METRO-MIAMI-ACTION PLAN TRUST
Affordable Housing Program
(Fund 700, Subfund 700, Project 700003)**

<u>Revenues:</u>	<u>2009-10</u>
Carryover	\$896,000
Interest Earnings	14,000
Documentary Stamp Surtax	<u>870,000</u>
 Total	 <u>\$1,780,000</u>
 <u>Expenditures:</u>	
Affordable Housing Operating Expenditures	<u>\$1,780,000</u>

**HOUSING AND COMMUNITY DEVELOPMENT
Loan Programs
(Fund 700)**

<u>Revenues:</u>	<u>2009-10</u>
Committed Carryover	\$24,995,000
Documentary Stamp Surtax	10,000,000
Loan Repayments	7,500,000
Interest on Investments	1,000,000
Loan Servicing Fees	<u>500,000</u>
 Total	 <u>\$43,995,000</u>
 <u>Expenditures:</u>	
Affordable Housing Activities	<u>\$43,995,000</u>

**CORRECTIONS AND REHABILITATION
Grants
(Fund 720)**

<u>Revenues:</u>	<u>2009-10</u>
Social Security Administration (SSA)	<u>\$240,000</u>
 <u>Expenditures:</u>	
Operating Expenditures	<u>\$240,000</u>

**ELECTIONS
Grants
(Fund 720, Subfund 720)**

<u>Revenues:</u>		<u>2009-10</u>
	Florida Department of State - Division of Elections Voter Education - Poll Worker Recruitment/Training	<u>\$200,000</u>

<u>Expenditures:</u>		
	Operating Expenditures	<u>\$200,000</u>

**ENVIRONMENTAL RESOURCES MANAGEMENT
Grant Fund
(Fund 720, Subfund 720)**

<u>Revenues:</u>		<u>2009-10</u>
	State and Federal Grants	<u>\$5,581,000</u>

<u>Expenditures:</u>		
	Operating Expenditures	\$5,493,000
	Transfer to Stormwater Utility Fund for Grant Funded Projects	70,000
	Consumer Services Department Adopt a Tree Grant	<u>18,000</u>
	Total	<u>\$5,581,000</u>

**EMERGENCY MANAGEMENT AND HOMELAND SECURITY
(Fund 720, Subfund 720)**

<u>Revenues:</u>		<u>2009-10</u>
	Carryover	\$38,000
	State Grants	353,000
	Federal Grants (Emergency Management Preparedness)	<u>363,000</u>
	Total	<u>\$754,000</u>

<u>Expenditures:</u>		
	Operating Expenditures	<u>\$754,000</u>

UASI and Other Pass-Through Grants

<u>Revenues:</u>		<u>2009-10</u>
	UASI and Other Pass-Through Grants	<u>\$2,381,000</u>

<u>Expenditures:</u>		
	UASI Non-Operating Transfers to County Departments/Municipalities	<u>\$2,381,000</u>

Capital Budget

<u>Revenues:</u>		<u>2009-10</u>
	UASI Grant 2007	<u>\$494,000</u>

<u>Expenditures:</u>		
	Equipment Acquisition	<u>\$494,000</u>

FIRE RESCUE
State EMS Grant Award
(Fund 720, Subfund 720)

<u>Revenues:</u>	<u>2009-10</u>
New Awards	<u>\$1,254,000</u>
<u>Expenditures:</u>	
Miami-Dade Objectives	\$786,000
City of Miami Fire Rescue Department	320,000
City of Miami Beach Fire Rescue Department	63,000
City of Hialeah Fire Rescue Department	77,000
City of Coral Gables Fire Rescue Department	6,000
Village of Key Biscayne Fire Rescue Department	<u>2,000</u>
Total	<u>\$1,254,000</u>

FIRE RESCUE
Urban Search and Rescue
(Fund 720, Subfund 720)

<u>Revenues:</u>	<u>2009-10</u>
Federal Emergency Management Grant	<u>\$767,000</u>
<u>Expenditures:</u>	
Grant Objectives	<u>\$767,000</u>

MIAMI-DADE POLICE DEPARTMENT (MDPD)
Miscellaneous Operating Grants
(Fund 720, Subfund 720)

<u>Revenues:</u>	<u>2009-10</u>
Carryover	\$141,000
Grant Revenue	<u>3,359,000</u>
Total	<u>\$3,500,000</u>
<u>Expenditures:</u>	
Operating Expenditures	\$3,179,000
Reserve for Future Expenditures	<u>321,000</u>
Total	<u>\$3,500,000</u>

MIAMI-DADE POLICE DEPARTMENT (MDPD)
JAG Recovery Grant
(Fund 720, Subfund 720)

<u>Revenues:</u>	<u>2009-10</u>
JAG Recovery Grant Program	<u>\$3,794,000</u>
<u>Expenditures:</u>	
Miami-Dade Police Department Expenses	\$2,354,000
Miami-Dade Corrections and Rehabilitation Department Expenses	<u>1,440,000</u>
Total	<u>\$3,794,000</u>

MIAMI-DADE POLICE DEPARTMENT (MDPD)
Miscellaneous Capital Grants
(Fund 720)

<u>Revenues:</u>	<u>2009-10</u>
Public Safety Interoperable Communications	<u>\$1,735,000</u>
<u>Expenditures:</u>	
Police and Fire Communication Interoperability Equipment	<u>\$1,735,000</u>

OFFICE OF SUSTAINABILITY
Energy Efficiency Conservation Block Grant
(Fund 720)

<u>Revenues:</u>	<u>2009-10</u>
EECBG Revenue	<u>\$3,615,000</u>

<u>Expenditures:</u>	
Operating Expenditures	<u>\$3,615,000</u>

JUVENILE SERVICES
Grant Fund
(Fund 720, Subfund 720)

<u>Revenues:</u>	<u>2009-10</u>
Department of Juvenile Justice Grant	\$684,000
Juvenile Alternative Services Program	602,000
Intensive Delinquency Diversion Services	181,000
Civil Citation Program	96,000
Juvenile TASC	345,000
USDOJ OJJDP Prevention Initiative	162,000
Byrne Grant	<u>302,000</u>
Total	<u>\$2,372,000</u>

<u>Expenditures:</u>	
Operating Expenditures	<u>\$2,372,000</u>

OFFICE OF GRANTS COORDINATION
Ryan White Grant Program
(Fund 720, Subfund 720)

<u>Revenues:</u>	<u>2009-10</u>
Ryan White Grant Title -- Year 19	<u>\$26,175,000</u>

<u>Expenditures:</u>	
Administration Expenditures	\$1,129,000
Allocation to Contractual Services	<u>25,046,000</u>
Total	<u>\$26,175,000</u>

OFFICE OF GRANTS COORDINATION
Grant
(Fund 720)

<u>Revenues:</u>	<u>2009-10</u>
State and Federal Grants (Byrne Grant)	<u>\$130,000</u>

<u>Expenditures:</u>	
Addiction Services (Byrne Grant)	<u>\$130,000</u>

DEPARTMENT OF CULTURAL AFFAIRS
State and Federal Grants
(Fund 720, Subfund 721)

<u>Revenues:</u>	<u>2009-10</u>
State and Federal Grants	\$15,000
Transfer from Tourist Development Tax (TDT) (Fund 150, Subfund 151)	95,000
Carryover	81,000
South Florida Cultural Consortium Projects	<u>85,000</u>
Total	<u>\$276,000</u>

<u>Expenditures:</u>	
Administrative Expenditures	\$15,000
South Florida Cultural Consortium Projects	<u>261,000</u>
Total	<u>\$276,000</u>

**HOMELESS TRUST
Grants
(Fund 720, Subfund 723)**

<u>Revenues:</u>	<u>2009-10</u>
U.S. Department of Housing and Urban Development Grants	\$18,772,000
U.S. Department of Housing and Urban Development Grants - Homeless Prevention and Rapid Re-housing	\$3,824,000
Florida Department of Children and Family Grants	<u>369,000</u>
Total	<u>\$22,965,000</u>
<u>Expenditures:</u>	
Homeless Trust Operations	\$22,897,000
Transfer to General Fund for Indirect Cost	<u>68,000</u>
Total	<u>\$22,965,000</u>

**METROPOLITAN PLANNING ORGANIZATION
(Fund 730)**

<u>Revenues:</u>	<u>2009-10</u>
Carryover	\$213,000
Federal and State Revenues	5,428,000
Transfer from Secondary Gas Tax (Funds 330 and 331) -- Grant Match	<u>600,000</u>
Total	<u>\$6,241,000</u>
<u>Expenditures:</u>	
Operating Expenditures	\$2,484,000
Reimbursement to the Department of Planning and Zoning	200,000
Reimbursement to the Public Works Department	120,000
Reimbursement to Miami-Dade Transit	145,000
Reimbursement to the Office of Strategic Business Management	50,000
Reimbursement to the Enterprise Technology Services Department	25,000
Reimbursement to the Finance Department	40,000
Indirect Payment	298,000
Payment of County Rent to GSA	130,000
Planning Activities	<u>2,749,000</u>
Total	<u>\$6,241,000</u>

**HOUSING AND COMMUNITY DEVELOPMENT
(Fund 750)**

<u>Revenues:</u>	<u>2009-10</u>
Community Development Block Grant (CDBG) FY 2010 Entitlement	\$17,060,000
HOME FY 2009 Entitlement	6,725,000
CDBG Program Income	300,000
HOME Program Income	720,000
Other Program Income	430,000
ESG Carryover	510,000
CDBG Carryover	24,946,000
HOME Carryover	18,408,000
Enterprise Zone Tax Abatement Application Fees	5,000
Emergency Shelter Grant	760,000
Rental Rehabilitation Carryover	516,000
HODAG Carryover	6,113,000
HATF Carryover	283,000
CDBG Stimulus Funds Carryover	2,822,000
Transfer from Countywide General Fund	<u>425,000</u>
Total	<u>\$80,023,000</u>

Expenditures:

Administration CDBG and HOME	\$4,217,000
FY 2010 CDBG County Programs:	
Building and Neighborhood Compliance - Graffiti Removal	233,000
Building and Neighborhood Compliance - Code Enforcement	429,000
Community Action Agency (CAA) - Paint Program	188,000
CAA - Elderly Residential Energy Conservation Program	100,000
CAA - Head Start Facility Improvements	1,776,000
CAA GMSC - Graffiti Abatement Program	170,000
CAA GMSC - Employment and Training	371,000
Department of Human Services (DHS) - Treatment Alternative To Street Crime	500,000
DHS - Facility Improvements	900,000
DHS - Advocates for Victims	500,000
HCD - Enterprise Zone Program	180,000
HCD - Capital Improvement Professional Services and Technical Assistance	89,000
HCD - Housing Professional Services and Technical Assistance	150,000
Juvenile Services Department - Diversion Programs	500,000
Planning and Zoning - Cauley Square	50,000
Planning and Zoning - Mindermann House	35,000
Planning and Zoning - McFarlane	40,000
State Department of Health - Rodent Control	659,000
State Department of Health - Immunization Services	74,000
Beckham Hall Camillus House	1,270,000
General Fund activities	425,000
Operating and Programmatic Expenditures	<u>67,167,000</u>
 Total	 <u>\$80,023,000</u>

PARROT JUNGLE
U.S. HUD Section 108 Loan
(Fund 750, Subfund 759, Project QSE108)

Revenues:

	<u>2009-10</u>
Loan Repayment from the City of Miami (80%)	\$2,764,000
Transfer from Countywide General Fund (20%)	<u>691,000</u>
 Total	 <u>\$3,455,000</u>

Expenditures:

Transfer to Debt Service (Project 292700)	<u>\$3,455,000</u>
---	--------------------

HOUSING AND COMMUNITY DEVELOPMENT
TARGETED URBAN AREAS
U.S. HUD Economic Development Initiatives Section 108 Loan
(Fund 750, Subfund 770, Project Q00EDI)

Revenues:

	<u>2009-10</u>
Transfer from Countywide General Fund (Parrot Jungle)	\$150,000
Loan Repayments	4,777,000
EDI Carryover	<u>1,102,000</u>
 Total	 <u>\$6,029,000</u>

Expenditures:

Economic Development Programs	\$3,880,000
Payment to Debt Service	<u>2,149,000</u>
 Total	 <u>\$6,029,000</u>

BROWNSFIELDS ECONOMIC DEVELOPMENT INITIATIVE
U.S. HUD Section 108 Loan
(Fund 750, Subfund 770, Project Q0BEDI)

Revenues:

	<u>2009-10</u>
BEDI Carryover	<u>\$2,116,000</u>

Expenditures:

Brownsfields Programs	\$1,877,000
Payment to Debt Service (Project 292900)	<u>239,000</u>
 Total	 <u>\$2,116,000</u>

**HOUSING AND COMMUNITY DEVELOPMENT
Special Housing
(Fund 751)**

<u>Revenues:</u>	<u>2009-10</u>
Carryover	\$351,000
Management Fees	<u>1,243,000</u>
Total	<u>\$1,594,000</u>
<u>Expenditures:</u>	
Special Housing Activities	<u>\$1,594,000</u>

**OFFICE OF COMMUNITY AND ECONOMIC DEVELOPMENT
State Housing Initiatives Partnership Program
(Fund 760, Subfund 760, Project 760002)**

<u>Revenues:</u>	<u>2009-10</u>
State Housing Initiatives Partnership Program (SHIP)	\$732,000
SHIP Loan Repayments	1,600,000
Interest Earnings	<u>500,000</u>
Total	<u>\$2,832,000</u>
<u>Expenditures:</u>	
SHIP Activities	<u>\$2,832,000</u>

**Community Development Block Disaster Initiative Grant
(Fund 780, Subfund 783)**

<u>Revenues:</u>	<u>2009-10</u>
Carryover	<u>\$23,256,000</u>
<u>Expenditures:</u>	
Hurricane-related Projects	<u>\$23,256,000</u>

**Community Development Block Grant - Neighborhood Stabilization Program
(Fund 780, Subfund 783, Grant CDBNSP)**

<u>Revenues:</u>	<u>2009-10</u>
Carryover	<u>\$43,784,000</u>
<u>Expenditures:</u>	
Hurricane-related Projects	<u>\$43,784,000</u>

**SPECIAL ASSESSMENT FUNDS
Special Taxing Districts-Lighting
(Fund 900, Subfund 901)**

<u>Revenues:</u>	<u>2009-10</u>
Carryover -- Lighting Districts	\$7,448,955
Special Taxing Districts FY 2009-2010 Assessments -- Lighting Districts	<u>2,828,253</u>
Total	<u>\$10,277,208</u>
<u>Expenditures:</u>	
Scott Lake Manor	55,434
Bunche Park	70,112
Sunswept Isle	9,030
Town Park Estates	31,174
Richmond Heights	103,293
West Perrine	66,401
Naranja Park	18,189
Southwest Section I	370,250
Twin Lakes	60,561
Crestview	61,613
Westchester	209,164
Brownsville	178,154
Carol City	399,573

Scott Lake Manor East	172,478
Enchanted Lake	3,708
Colonial Drive	210,995
Biscayne	53,317
Sunset Park	53,360
Palm Springs North	76,784
Village Green	79,967
Oakland Park	15,664
Star Lakes	6,581
Sky Lake	47,599
Southwest Section 2	29,811
Westbrooke	5,544
Andover	29,157
Lake Arcola	10,635
Southwest Sec 2 Addition 1	3,830
Stephens Manor	18,225
Park Shores	30,891
Town Park Addition 1	5,848
Kendallwood	12,247
Mashta Island	3,681
Westbrooke Gardens	16,012
Stoneybrook	10,564
Liberty City	113,794
Westwood Manor	6,682
Highland/Sparling	38,759
Central Canal	37,863
Rose Glen	4,929
Northwest Shores	42,696
Sabal Palm	56,174
Key Biscayne #1	19,318
Snapper Creek Park	15,595
Howard Drive	44,225
Key Biscayne #2	9,431
Miami Gardens	35,448
Coral Pines	32,110
Flamingo Village	15,064
Peachtree Lane	8,990
Mitchell Lake	5,169
Bel Aire	25,461
Laurel Hill Park	14,663
Goulds	100,142
Pinewood Park	28,926
Cutler Ridge	46,229
Sierra	50,584
Village Green Underground	18,645
Palm Springs Underground	18,992
Biscayne Pines	17,727
Rana Park	8,086
Anderson Heights	37,480
University Manor	16,850
South Miami Heights	438,833
Highland Gardens	9,526
Cutler Ridge Addition #1	128,576
Darlington Manor	29,484
Little River Acres	12,009
Central Miami	15,818
Biscayne Manning	17,276
Lake Lucerne	23,268
Biscayne Manning Addition #1	6,881
Andover Addition #1	13,795
Tallamoody	19,899
Liberty Plaza	6,926
Liberty Homes	25,453
Central Miami Addition #1	11,820
Naranja Lakes	19,487
Schenley Park	10,718
Richmond Heights Addition #1	30,853
West Little River	19,819
Lee Manor	18,691
Golf Park-Minton M.-Fairmont	34,373
Biscayne Gardens Addition #2	19,638
Wittman	249,414
Cantelope	6,949
Cape Florida	10,524
Sunshine State Industrial Park	58,275
Riverdale	16,620
Westbrooke 3rd Addition	6,207
North County	275,002
Little Gables	31,000
International Gardens	65,844
Bird Road Highlands	21,887
Biscayne Gardens 3rd Addition	27,777
Sky Lakes 1st Addition	6,510
Allapattah	41,375
Princetonian	52,818
Hardwood Village	11,448

Lee Manor 1st Addition	19,628
Carol City 1st Addition	1,851
Costall Doral East	6,366
Sevilla Heights	2,502
Lake Park	6,660
Loyola-Westbrooke	5,383
Central Heights	16,030
Bird South	1,680
Expressway Industrial Park	12,181
Villages Of Homestead	23,486
East Golf Park	30,392
Lazarus On Richmond	10,415
Coral Way Estates	9,664
The Hammocks	116,198
Happy Farms Acres	20,276
West Flagler Estates	4,108
Monique	2,261
Sky Lake Homes	7,542
Golden Glades	14,741
Country Club of Miami Estate	42,840
Tamiami Lakes	47,238
Rolling Oaks	11,831
Coral Highlands	15,076
Twin Home Estates	2,690
Sunset Homes	6,891
Winston Park	126,851
Coral Terrace Section 1	3,269
Westbrooke Addition #5	3,218
Bent Tree Section 3	3,853
Torremolinos	1,459
Pinewood Manor	6,022
Little Plantations of Miami	22,253
Intag Manor 1st Addition	1,731
Beverly Estates	12,184
West Cherry Grove	5,981
Bilbao Est	6,877
Las Palmas	12,328
Highland Lakes Estates	1,215
Westgate Gardens	18,784
The Falls	14,440
Westwind Lakes	57,896
Royale Green Townhouse	45,772
Gem Homes	23,276
Doral Park	41,649
Lakes Of Avalon	15,716
Meadow Wood Manor	27,907
North Dade Country Club	54,204
Magarita'S Estates	4,776
Rustic Lakes	3,016
Sunset West	36,548
Coral West Heights	17,147
The Lakes	11,822
Royale Green Section One	33,008
Air Park Industrial	7,710
Venetian Acres	12,118
R J Katz	9,561
Country Lake Manors	41,509
Ben Granoff Park	4,155
Strawberry Fields Homes	12,081
Garson Subdivision Section1	3,530
Meadow Wood Manors Sec 8 North	3,871
Meadow Wood Manors Sec 8 South	6,181
Westchester Park	2,336
South Springs Homes	3,713
Oak Park	31,452
California Hills	8,381
Riviera South	2,211
Pleasure Village	3,043
Marbella Park	4,464
Cutler Country Groves	8,581
Dadeland Park	7,309
Bird Lakes S Section 1	6,667
Bird Lakes S.Section 3	11,149
My First Home	5,462
Sunset Harbour 6	2,422
Kristina Estates	16,224
Bird Lakes S Addition 3	2,064
Meadow Wood 9	11,878
Bird Estates	2,563
Andrade Subdivision	3,061
Mediterrania	10,031
Americas at Miller	4,277
Limewood Grove	25,916
Weitzer Killian Place	3,298
Vista Subdivision	14,730

Roger Homes	7,505
Munne Estates	4,308
American Homes	15,692
Biscayne Gardens	10,488
Monasterio Subdivision	2,615
Beacon Centre	28,231
Flamingo Farms Estates	7,215
Dadeland Forest Estates	990
Lakeview	39,161
Villa Sevilla	6,690
Roel Subdivision	3,568
Sky Lake H. 2nd Addition	2,512
Blue Heavenlanding	896
River Bend	25,426
Redland's Edge	581
Meadow Wood Manor Section 10	6,514
Forest View	13,045
P. I. Estates	5,950
Royal Cutler Estates	3,808
Allison Estates	3,083
Barima Estates	10,492
Mirelda Estates	8,729
Naroca Estates	11,779
Bird Lakes So. Section 4	6,300
Cutler Country Groves 1 Addition	20,124
Shomar Subdivision	1,939
Venezia Home Estates	11,344
Coventry	5,812
Michelle Woods	3,766
Monaco Estates	4,948
American Homes 1st Addition	12,351
Jacarnadas at Sunset	2,151
Munne Royal Homes	6,999
Weitzer Hammocks	16,976
Canton Subdivision	3,405
Adventure Homes	23,014
Oaks And Pines	1,706
Pine Needles East	70
Hartford Place	15,773
Fernal Subdivision	3,460
Bunche Park South	19,358
Rustic Lakes Add. 1	6,668
Amerihomes	6,817
Fantasy Homes	5,025
Forest Lakes	48,854
Brandon Parks	22,617
Le Mirage	5,586
Sharon Estates	3,506
Nelmar Subdivision	1,257
Canton Sub First Addition	1,313
Biscayne Villas	5,211
Lago Del Mar	40,360
Raas Subdivision	2,510
Pvc Subdivision	1,469
Monaco Est First Addition	7,503
Shoma/Kendall	8,967
San Diego Subdivision First Addition	1,317
Datorre	2,594
Daxal Subdivision	12,512
Cenal Estates	26,396
G.B. Estates	14,512
Oak Ridge	1,834
Hammock Shores	6,723
Richmond Homes	3,734
Carmichael Estates	379
Magnolia Manors	749
Oak Creek	10,911
Greendale	7,158
Cordoba Estates 1st Addition	2,802
West Kendall Best	21,900
Nelfer	3,027
Lejeune Terminals	54,572
Peral	6,543
Habitat Homes South	3,973
Rosmont Sub 3	258
Krizia Subdivision 3rd Addition	1,441
Coral Bird Homes Subdivision Phase 1	5,383
Gold Dream Estates	1,116
Arien Subdivision 1 and 2	2,543
Eagles Point	1,547
Vanessa Ranch	10,854
Mandy Sub	12,405
Pena Sub	2,607
Paul Marks	9,227

Southwind Point	4,044
Amigo'S Subdivision	241
Riviera West	2,303
Majestic Homes	8,926
Krizia Subdivision 4th Addition	3,141
Highland at Kendall	6,695
Fantasy One	9,989
Gordon Estates	1,903
Vtl Subdivision	1,060
Truval West Subdivision	514
Truval Gardens	583
Le Chelle Estates	5,641
Hammock Shores 2nd Addition	4,818
Abbro Subdivision	914
Lago Mar South	5,387
Thousand Pines	10,859
Oak Park Est Sectio 1	9,974
Monasterio Estates Section One	4,778
Natalie Homes	4,178
Costa Verde	3,989
Centro Villas North	3,244
Arien Subdivision Section 3	1,330
Superior Homes Estates	9,480
Miller Glenn	5,078
Zac Subdivision	1,283
Anta Subdivision 1st Addition	806
Cordoba Estates Section 2	4,212
Shoma Homes at Tamiami II	19,326
Nunez Estates	441
West Dade Subdivision	966
Renegade Point Subdivision	4,228
Oak Creek South	10,344
Esquerro Estates	2,674
Doral Equestrian Center	522
Highland at Kendall 1st Addition	8,216
Richmond Home 1st Addition	2,294
Emerald Point	1,402
Eagles Point 1st Addition	1,243
Maralex Homes	13,975
Dimara Subdivision	925
Old Cutler Homes	1,492
Ashley Subdivision	519
Weitzer Serena Lakes	9,687
Punta Gorda Estates	1,777
Aristotle Subdivision	40,379
Kessler Grove Section 1	9,653
Gasser Subdivision	548
Migdalia Subdivision	1,746
Moody Drive Estates	8,959
Mimi Subdivision	2,035
Mansion at Sunset 2	3,936
Mayte Subdivision	6,712
PA at West Sunset	1,211
PA at Coral Reef	5,111
Sunnyview Subdivision	5,960
Jar Subdivision	537
Kessler Grove 2	7,901
Kenellen Subdivision	1,228
Tabor Subidivision	360
Stuart Int	1,244
PVC Subdivision 1st Addition	768
Star High	788
Hammock Shores 3rd Addition	5,350
Galloway Estates	1,163
Richland Estates	10,447
Ali Subdivision	979
Eureka Creek	2,470
Kendall Family Estates	13,141
Benson Lakes	2,183
Transal Corp Park	6,354
Westpoint	15,781
Spanish Lakes	12,342
Galloway Glen	51,130
Marien Subdivision	4,342
Quirch Subdivision	3,949
Corsica	11,422
Melton Plaza	1,369
Coral Bird Homes Subdivision 2	1,886
Monacos Miller Homes	1,096
Pvc Estates	1,975
A and R Subdivision	526
Brighton Meadow	6,943
Country Mall Plaza	13
Cres Subdivision	1,954
Weitzer Serena Lakes West Section 2	3,460

Hardin Hammocks	2,325
Ferel Subdivision	468
Fedy Estates	568
Marfer Subdivision	696
Mangus Subdivision Sections 1 and 2	16,203
Peacock's Point	1,133
Amore Subdivision	1,738
Pedro Alberto Subdivision	1,605
Oak Ridge Fall	1,793
Shoma Estates Multipurpose	35,512
Bristol at Kendall	235
Bristol Park 2	1,898
Majestic Estates	27,997
Interian Homes	886
Pelican's Point	4,232
Kendal Village West	2,430
Gran Central	97,143
Zenteno Subdivision	832
Barcelona Estates	3,010
Nelia Subdivision	707
Country Lakes Manors	61,215
Monasterio Section 2	1,036
Cordoba Estates Section 4	947
Cadiz Estates	850
Christienne Estates	749
Palmas/Bosque 1 Addition	887
Med South	19,507
Kessler Grove 3 and 4	21,368
Laguna Ponds 1 and 2	38,348
Wold Subdivision	2,648
Vecin 1	1,180
Llauro Subdivision	491
Southview	1,699
Hammocks Estates	12,677
Savanah Landing	1,404
Doral Landing	12,763
Hughes West Subdivision	6,351
Caribe Lakes Phase 1	1,560
Bristol Point	1,045
Castillian Subdivision	648
Maria Gardens	8,291
Micheline Subdivision	325
Doral Isles Antilles	45,280
Caribe Subdivision	2,098
Laffite Subdivision	2,707
Palapala	3,190
Viscaya Villas	1,286
Anabah Gardens	893
Autonation Perrine	1,742
Michelle Manor	5,147
Llanos at Bird Road	1,072
Raas Subdivision 2	1,468
Doral Meadows	2,207
Goldvue	1,371
PVC Estates 1 Addition	270
Nyurka Estates	888
Saminik Subdivision	2,877
Weitzer Serena Lake	3,554
Hawknest	1,904
Mystic Place	767
Garden Hills Multipurpose	36,320
Heavenly Estates	1,868
Central Park Estates	425
Riviera Trace	10,792
Palm Spring Estates	11,812
Salma Lakes	7,163
Sinos Estates	519
Kendall Country Estates	11,584
Cosar Subdivision	5,909
Bridgeport	415
Red Garden	4,237
Bent Tree Com	2,397
West Dade Land	1,458
Karanero Falls	688
Wonderly Estates	27,239
Reserve At Doral	2,680
Beacon at 97 Ave	578
Miami Int. Business Park	16,443
MICC	19,349
Intl Corp. Park	47,707
Biscayne Point South	2,800
Poinciana Lakes	539
San Marino	2,825
Old Cutler Forest	3,271
Five Stars	309

Big Five	474
Park Lakes	9,511
Ibis Villas	1,111
Enclave at Doral	1,976
Mito	3,163
Zoe Miller	239
Bonita Golfview	1,859
Mastrapa Estates	532
Palmetto Lakes	70,456
Dimauro Subdivision	251
Bird Garden Subdivision	3,625
Braman	583
Corsica Place	29,744
Deering Point	2,614
Summerwind Subdivision	2,208
Doral International	472
Hawksnest 1st Addition	941
Garden Hills West	59,320
Cres Estates	2,229
Sylvia Subdivision	583
Koki Est	845
Abaco Estates	1,549
Royal Landing	8,966
Royal Landings Estates	1,855
Community Partnership	11,995
Signature Gardens	622
Presidential Estates	3,033
Sunset Lakes Estates	1,554
Palace 1 Addition	889
Nicoi	1,298
Daily First Addition	776
Doral Com Park	5,340
Shirtee 1 and 2	645
Nomar Estates	1,676
Cantal West Industrial Park	465
Sunset Apartments	14,446
Hawknest 2nd Addition	631
Doral Savannah	4,875
Costa Dorada	1,061
Cartal Subdivision.	682
Mayte South	3,903
Acapulco	3,783
Esmerald Oaks	1,677
Jefferson at Doral	3,644
Villas of Barcelona	324
San Denis San Pedro	12,648
Dadesky Subdivision	3,978
Miami International Parkway	8,860
Villa Esperanza	2,103
Country Park Estates	108
Daily Subdivision	1,383
Villa Real	452
Don Elias	5,391
Clc Sub	1,016
Les Jardins/Secret Gardens	520
Carlisle at Doral	405
Mansions at Pine Glen	1,420
Luz Estela	7,075
Mayito Estates	730
Coral Reef Nurseries	22,401
Puerto Bello at Doral	914
Valencia Grove	6,829
Shoreway Subdivision	130,098
Doral Terrace	5,063
Deer Creek Estates	(118)
Redland East Residential Subdivision	250
Preserve at Doral	1,071
Marpi Homes	5,550
Luis Angel Subdivision	784
Oak Ridge Falls 1st Addition	1,690
Crestview Lakes	15,842
Pine Needles East Section 5	1,583
Bonita Golf View Part Two	2,956
Ponce Estates	9,454
Hamptons	802
Transal Serv. Park	1,701
Park Lake by the Meadows	5,058
Castcana Estates	1,795
FC Subdivision	15,791
Kenwood Estates	1,060
The Mansions at Sunset	9,679
Dimensions at Doral	649
Venetian Lake	8,223
Superior Trace	2,221
Biarriz	577

Bird Road Properties	1,594
Digna Gas Station	1,285
Twin Lake Shores	6,750
Migdalia Subdivision	455
Casa Lago	4,984
Krizia 5 Addition	2,269
Marquessa Subdivision	549
Chana Rose Estate	1,554
Lilandia Subdivision	2,107
Oaks South	10,481
Costa Bonita	322
Lago Mar First Addition	4,496
Larose Subdivision	844
Dolphin View	616
Balani Subdivision	4,743
La Espada	3,143
Genstar	3,614
Bismark Homes	3,021
Sab Subdivision	290
Tiffany at Sunset	237
A.V. Subdivision	212
Kayla's Place	14,411
Park View Town Homes Phase I	865
Park Lakes 1-4	11,289
Mako Subdivision	869
Kaiser Subdivision	815
Precious Homes/ Lakes Bay	1,814
DCP Subdivision 1st Addition	101
T and F Subdivision	4,823
Yasamin Subdivision	191
Marta Subdivision	766
Hidden Grove	6,491
West Lakes Estates	6,714
Ponce Estates Section II	7,210
Mystic Forest	590
Valencia Grove Estates	7,478
Millenium Subdivision	881
Gefen Equity Commercial	2,314
Miracle West	2,596
Sunset Lakes Estates 1st and 2nd	(433)
Breckinridge	1,618
Park Lakes by the Meadows 4th and 5th	4,922
Watersedge	1,974
GC Corp. I.A.D.	2,049
Park Lakes by the Meadows Phase 6	4,431
Krizia Subdivision 1st Addition	4,181
Estates Homes	5,189
Gabriella Subdivision	1,365
Century Park/Villas	1,753
Biarritz 2	649
Redlands Forest	3,614
Miller South Subdivision	1,439
Sunset Pointe	1,508
Nito Subdivision	1,601
Erica Gardens	6,490
Crestview 1 and 2 Addition	15,737
Stephanie's Subdivision	1,050
Canero's Oak	384
Laroc Estates	7,410
Royalton Subdivision	6,107
Miller Cove 1st Addition	3,093
Marbella Estates	1,317
Sunset Farms	2,232
Nunez Homes	761
Lakes Bay Section 14	11,975
Kendalland	(2,206)
Mindi Subdivision	1,570
Chiu Subdivision	735
Capri Homes	2,168
Sella Subdivision	6,983
Esplanadas Dream	1,914
Miller Cove	5,088
EFM Estates	44,811
Emerald Lakes Estates	5,299
Kendall Breeze	5,535
Tamiami Gefen Industrial Park	(332)
AB at Tamiami Trail	75,801
Lakes Of Tuscany	10,758
Children's Plaza	(160)
Milon Venture	44,678
Redlands Estates	5,709
Renaissance Estates	10,838
Kendalland center	640
Ed-Mar Estates	1,454

Grand Lakes	55,668
Plaza del Paraiso	2,876
Redlands Cove	7,367
Milya Subdivision	3,351
Shoma Villas at Country Club Of Miami	(147)
Cedar West Homes 3	10,847
Heiti Subdivision	480
Vega Coral Way Subdivision	504
Alturas De Buena Vista	(74)
Nilo Subdivision	2,572
Hainlin Mill 4	260
No. Lake Park	2,482
Precious Executive Homes	4,642
Rosewood Homes	1,881
Miracle West 1st. Addition	74
Camino Real Estates	5,061
Eve Estates	5,750
Woodlands	3,857
Doral Pointe D.D.	529
Hermilio Subdivision	1,308
Mardel Estates	3,414
Nicole Subdivision	2,813
Helena Homes	8,238
DVH Estates	9,110
Coral West Homes	1,045
Oaks South Estates	11,117
Mother of Christ	1,599
Alina Estates	1,962
Emerald Isles	(677)
Lakes by the Bay So. Commons	58,915
Miller's Landing	725
Koki Estates 1st. Add.	662
Spanish Gardens Villas	2,430
Jesslyn Subdivision	13,513
North Palm Estates	10,161
Hainlin Reef No.	1,580
Granada Homes Estates	1,013
Casa Lago First Addition	2,178
Tuscany Place	5,571
Walmart / Hialeah	22,633
Salcines	(60)
Isabella Estates	589
Cudimar at Black Point Marina	24,019
San Valentin	(136)
V and Q Holdings	898
Florencia Estates	6,019
Miller Grove	396
Gefen-Maisel	598
Biscayne Dr. Estates	10,188
Tuscan Lake Villas	1,986
Deer Creek Estates 1st. Add.	3,066
Sussyan Subdivision	161
Eden Lakes	4,096
Danielle Patrick	3,670
Countryside and 1st Addition	15,333
Melquiades Subdivision	565
Kingdom Dreams	6,993
Villas Del Campo	20,415
Century Estates 1st Addition	21,424
South Gate Subdivision	3,519
Sabrina Twinhomes	2,426
Courts at Tuscany Phase 2	2,387
Fava Estates	2,107
La Costa at Old Cutler	4,037
Mica Subdivision	153
Precious Forest Homes	4,728
November Heights	(276)
King's Homes	1,671
Estate Homes 2nd Addition	1,483
Doral Isles North Secs. 1 and 2	21,706
Miller Lake	3,331
Anaco Estates	(212)
Stephanie Subdivision	1,201
Chateaubleau Mansions	3,151
Spring West Estates	1,569
Keystone	(489)
Aileen Subdivision	384
Pelican Bay at Old Cutler	(3,758)
Cedar West Homes Two	3,715
Mystic Forest Two	640
Bent Tree Briarcliff	(148)

Ibis Villas at Doral	4,318
Flamingo Homes	6,230
Riverside Subdivision	256
Bluewaters Subdivision	(2,397)
Pete's Place	3,844
Anaco Estates 1st Addition	(298)
South Point Cove	608
Homestar Landings	(305)
Park View Estates	(93)
King's Estates	1,707
Ethereal Subdivision	2,513
Pine Manor	3,485
Spicewood Subdivision	43,403
Mustang Ranch	6,269
Leti Subdivision	1,950
CMDG Subdivision	915
Belen Estates	2,159
Silver Palm Lake	12,470
Century Gardens	23,314
Virginia Estates	(12)
Costa Azul Homes	328
Hainlin Mills Park View	933
Cononnade	7,222
J.C. Kern	8,194
Elise Estates	7,570
Santa Monica	423
Sunset Cove	1,924
Helena Homes First Addition	(201)
Soto Mansions	5,128
Christopher Gardens	(133)
Moody Drive Estates	1,132
Christy's Estates	4,388
Hilda's Estates Subdivision	2,835
Silver Palm Homes	1,133
Beacon Lakes Phase One	5,966
Islands at Doral N.W.	18,624
Old Cutler Road Estates	2,070
Chadustry Estates	3,269
Vista Trace Subdivision	184
Leti Subdivision 1st. Addition	834
Century Prestige	3,827
Olivia's Subdivision	1,910
Breeze at Galloway	4,403
Granada Ranch Estates	(310)
Century Breeze East	129
Rivendell	(238)
Cutler Breeze	2,216
Chateau Royal Estates	1,617
Culter Bay Palms	(712)
Sable Palm Estates	7,798
Pinewood Park Extension	2,842
Naranja Gardens	12,183
Vitran Homes at Morningside	5,743
Nilo Estates	2,089
Matah Subdivision	165
Melgor Estates	3,132
Leyva Subdivision	1,198
Silver Group Subdivision	(251)
Zamora's Groove	(218)
California Club Estates	1,117
South Indian Subdivision	1,400
Rieumont Estates	4,164
Silver Palm East and West	36,942
Vitran at Naranja Estates	4,494
Black Creek Homes	2,039
Abel Homes at Naranja Villas	2,226
Mandarin Lakes	(2,589)
Redland East 1st. Addition	(243)
Zamora's Grove 1st. Addition	(80)
Buddy's Paradise	2,705
B.M.S. Kendall	1,902
Peterson	1,342
Redlands Colonial Estates	(22)
Vany Subdivision	499
Alexandria Estates	3,330
B.B.E. Subdivision	2,960
Courts at Tuscan North	1,654
Silver Palms Park	2,346
Evergreen Garden Estates	3,252
South Point 1st. Addition	(12)
Beacon at Doral	1,841
Rivendell East	4,447

Parkview Condominiums	(435)
Forest Lake Paradise	1,106
BHM East Campus Expansion	940
Riviera Grand Estates	4,050
Misc. Districts	(1,396)

Total \$10,277,208

**Special Taxing Districts -- Security Guards
(Fund 900, Subfund 905)**

Revenues: **2009-10**

Carryover -- Security Guard Districts	\$238,078
Special Taxing Districts FY 2009-2010 Assessments -- Security Guard Districts	<u>11,833,431</u>

Total \$12,071,509

Expenditures:

Palm and Hibiscus Island	\$409,355
Hammocks Lake	\$338,569
Star Island	258,031
Miami Lakes Loch	389,444
Hammock Oaks Harbor	189,304
Belle Meade Island	187,888
N Dade C.C./Andover	352,899
Keystone Point	552,613
Highland Gardens	188,728
Belle Meade	209,266
Highland Ranch Estate	203,382
Sans Souci	376,648
Allison Island	198,084
Biscayne Beach	183,821
Biscayne Point	191,249
Coventry Security	189,370
Old Cutler Bay	473,268
North Bay Island Security	189,788
Devonwood	171,043
Pine Bay Estates	246,014
Eastern Shores 1st Addition	147,818
Miami Lakes Section 1	192,001
Oak Forest Stationary	399,450
Oak Forest Roving	455,152
Highland Lakes	372,038
Enchanted Lake	384,791
Hammock/Lake Banyon Dr.	221,919
Gables By The Sea	377,142
Royal Oaks Section 1	366,329
Eastern Shores Security Guard	366,868
Snapper Creek Lakes	234,425
Cocoplum Phase 1	261,507
Sunrise Harbor Security Guard	193,894
Four Way Lodge Estate Security Guard	183,707
Bay Heights Security Guard	276,049
Kings Bay Security Guard	129,817
Brickell Flagler Plaza Security Guard	182,642
Morningside Security Guard	426,606
Davis Ponce Rov Patrol	211,679
Entrada Security Guard	178,995
Fairhaven Rov Patrol	101,619
Natoma Rov Patrol	42,028
Royal Oaks East	373,815
Lakes by the Bay So Commons	358,959
Sabel Palm ROV Patrol	<u>133,495</u>

Total \$12,071,509

**Special Tax Districts -- Landscape Maintenance
(Fund 900, Subfund 906)**

Revenues: **2009-10**

Carryover -- Landscape Maintenance Districts	\$2,948,700
Special Taxing Districts FY 2009-2010 Assessments -- Landscape Maintenance Districts	<u>4,325,801</u>

Total \$7,274,501

Expenditures:

Air Park	\$21,100
Alexandria Estates	8,600
Allison Estates	92,000
Aristotle Subd.	230,880
Balani	20,630
Biscayne Dr. Estates	22,500
Bonita Golf View	10,900
Camino Real Estates 1st Addition	6,400
Candlewood Lake	6,600
Capri Homes	18,580
Casa Lago 1st Addition	19,137
Casa Lago Multipurp.	63,280
Cedar West Homes Two	29,112
Cedar West homes Three	21,183
Century Estates and 1st	124,252
Chadustry Estates	1,800
Chateau Royal Estates	15,640
Chistopher Gardens	27,560
Coral West Homes	5,300
Corsica	53,000
Corsica Place	74,854
Cosmopolitan Roadway Multipurpose	42,100
Countryside and 1st Addition	270,225
Crestview Lake 1 and 2	82,000
Culter Bay Palms	21,800
Cutler Breeze	4,100
Danielle Patrick Subdivision	11,000
Deer Creek Estates 1st. Addition	1,900
Dolphin Center	450,000
Doral Isles	115,500
Doral Park	245,800
East Oakmont Dr	30,400
Eden Lakes Multipurpose	66,588
Erica Gardens	72,110
Fava Estates	4,200
Flamingo Homes	19,300
Florenca Estates	36,200
Forest Lakes	169,200
Forest View	21,300
Free Zone Industrial	22,800
Garden Hills Subdivision	116,400
Garden Hills West	67,400
Genstar Multipurpose	5,100
Goulds Hammocks Estates	11,018
Grand Lakes	281,270
Hailin Reef North	5,400
Helena Homes	34,600
Highland Lakes	9,400
Homestar Landing	14,200
Interian Homes	7,400
J.C. Kern	56,900
Jordan's Landing	11,900
Kendale Lakes	591,100
Kendalland Multipurpose	109,910
Keystone Multipurpose	23,700
Kingdom Dreams	231,505
Kings Estates	9,200
Laroc Estates	40,412
Lauren's Pond	17,825
Ledrew Estates	11,000
Limewood Grove	153,300
Mangus Sub Multipurpose	346,800
Marpi Homes Multipurpose	38,400
Mediterrania	32,700
Miller Cove Multipurpose	75,044
Miller Cove 1st Addition	8,534
Miller Lake	18,700
Millon Venture Multipurpose	671,900
Moody Drive	22,500
Naranja Gardens	17,500
North Palm Estates	15,900
Oak South Estates	124,700
Old Cutler Homes	11,400
Olivia's Subdivision	4,300
Park Lakes Multipurpose	57,100
Park Lakes by the Meadows 3	6,800
Park Lakes by the Meadows 4	27,990
Park Lakes by the Meadows 6	18,109
Ponce Estates Multipurpose	82,390
Ponce Estates Section 2	60,341

Renaissance Estates	51,420
Renaissance Ranches	27,400
Royal Harbor	38,200
Royal Landings Estate	45,400
Royal Landings Multipurpose	82,420
Sable Palm Estates	61,683
San Denis-San Pedro	46,300
Sella Subdivision	29,165
Shoma/Tamiami II	37,700
Shoreway Subdivision	144,515
Sinos Estates	8,300
Skylake Golf Club	20,900
South Kendale Estate	10,000
Valencia Grove Estates	48,900
Venetian Lake Multipurpose	38,789
Vitran Homes at Morningside	19,200
Watersedge Multipurpose	29,850
West Kendall Best	218,300
Westwind Lakes	174,200
Wonderly Estates	99,600
Zamora's Estates	15,830
Zamora's Grove	3,900
	<u>\$7,274,501</u>

**HURRICANE IRENE FUND
(FUND 981)**

<u>Revenues:</u>	<u>FY 2009-10</u>
Carryover	<u>\$14,764,000</u>
<u>Expenditures:</u>	
Total Hurricane Irene Expenditures	<u>\$14,764,000</u>

**NO-NAME STORM FUND
(FUND 982)**

<u>Revenues:</u>	<u>FY 2009-10</u>
Carryover	<u>\$173,864,000</u>
<u>Expenditures:</u>	
Total No-Name Storm Expenditures	<u>\$173,864,000</u>

**HURRICANE KATRINA FUND
(FUND 984001)**

<u>Revenues:</u>	<u>FY 2009-10</u>
Federal FEMA and State Revenue	<u>\$14,881,000</u>
<u>Expenditures:</u>	
Hurricane Katrina Expenditures	<u>\$14,881,000</u>

**HURRICANE WILMA FUND
(FUND 985001)**

<u>Revenues:</u>	<u>FY 2009-10</u>
Carryover	\$203,158,000
Additional FEMA Supplement	<u>5,442,000</u>
Total	<u>\$208,600,000</u>
<u>Expenditures:</u>	
Hurricane Wilma Expenditures	<u>\$208,600,000</u>

**MIAMI-DADE AVIATION DEPARTMENT
Revenue Fund**

<u>Revenues:</u>	<u>2009-10</u>
Carryover	\$55,152,000
Miami International Airport	568,354,000
Tamiami Airport	1,992,000
Opa-locka Airport	2,819,000
Homestead Airport	471,000
Training and Transition Airport	27,000
Transfer from Improvement Fund	<u>57,000,000</u>
Other Income	0
Total	<u>\$685,815,000</u>
 <u>Expenditures:</u>	
Miami International Airport	\$379,854,000
Tamiami Airport	690,000
Opa-locka Airport	788,000
Homestead Airport	413,000
T & T Airport	267,000
Contingency	3,164,000
Transfer to General Fund Administrative Reimbursement	7,033,000
Misc Operating Expenses	<u>2,000,000</u>
Subtotal Operating Expenditures	<u>\$394,209,000</u>
 Transfer to Other Funds:	
Bond Debt Service	\$184,045,000
Reserve Maintenance	19,250,000
Improvement Fund	<u>31,151,000</u>
Interest & Sinking Fund	
Renewal & Replacement Fund	
Subtotal Transfers to Other Funds	<u>\$234,446,000</u>
Operating Reserve/Ending Cash Balance	<u>\$57,160,000</u>
Total	<u>\$685,815,000</u>

Improvement Fund

<u>Revenues:</u>	<u>2009-10</u>
Carryover	\$126,500,000
Transfer from Revenue Fund	31,151,000
Transfer from Interest and Sinking Fund	70,646,000
Interest Earnings	<u>1,600,000</u>
Total	<u>\$229,897,000</u>
 <u>Expenditures:</u>	
Construction In Progress (Improvement Fund)	\$10,504,000
Construction In Progress (Capital Improvement Program)	\$19,496,000
Transfer to Revenue Fund	57,000,000
Ending Cash Balance	<u>142,897,000</u>
Total	<u>\$229,897,000</u>

Reserve Maintenance Fund

<u>Revenues:</u>	<u>2009-10</u>
Carryover	\$25,388,000
Transfer from Revenue Fund	19,250,000
FEMA Reimbursement	5,000,000
Interest Earnings	<u>1,000,000</u>
Total	<u>\$50,638,000</u>
 <u>Expenditures:</u>	
Projects Committed	\$42,596,000
Ending Cash Balance (Reserved for Emergencies)	<u>8,042,000</u>
Total	<u>\$50,638,000</u>

Construction Fund

<u>Revenues:</u>	<u>2009-10</u>
Carryover	\$13,121,000
Grant Funds	58,530,000
Bond Proceeds Series 2009 Aviaiton Revenue Bonds	660,087,000
Department Operating Revenue	10,000,000
Interest Earnings	<u>500,000</u>
Total	<u>\$742,238,000</u>
<u>Expenditures:</u>	
Construction in Progress	\$711,405,000
Transfer to Bond Administration	0
Issuance Costs	0
Ending Cash Balance	<u>30,833,000</u>
Total	<u>\$742,238,000</u>

Interest & Sinking Fund

<u>Revenues:</u>	<u>2009-10</u>
Carryover	\$296,000,000
Transfer from Revenue Fund	184,045,000
PFC Revenues	107,000,000
Capitalized Interest Proceeds	32,470,000
Interest Earnings	<u>2,500,000</u>
Total	<u>\$622,015,000</u>
<u>Expenditures:</u>	
Debt Service - Principal	\$59,815,000
Debt Service - Interest	224,229,000
Transfer to Improvement Fund	70,646,000
Capitalized Interest	32,470,000
Cost of Issuance	2,000,000
Ending Cash Balance	<u>232,855,000</u>
Total	<u>\$622,015,000</u>

Environmental Fund

<u>Revenues:</u>	<u>2009-10</u>
Carryover	\$50,000,000
Grants	2,000,000
Interest Earnings	<u>\$150,000</u>
Total	<u>\$52,150,000</u>
<u>Expenditures:</u>	
Projects Committed	\$3,000,000
Ending Cash Balance (Reserve for Emergencies)	<u>\$49,150,000</u>
Total	<u>\$52,150,000</u>

**PUBLIC HOUSING AGENCY
Contract Administration Fund**

<u>Revenues:</u>	<u>2009-10</u>
Carryover	\$2,381,000
Housing Assistance Payments	161,252,000
Section 8 Administration Fee	15,689,000
Miscellaneous Revenues	<u>100,000</u>
Total	<u>\$179,422,000</u>
<u>Expenditures:</u>	
Section 8 Program Administration	\$14,240,000
Section 8 Housing Assistance Payments	163,633,000
Transfer to Central Office Cost Center Fund	1,407,000
Reserves	<u>142,000</u>
Total	<u>\$179,422,000</u>

Public Housing Operations Fund

<u>Revenues:</u>	<u>2009-10</u>
Dwelling Rent	\$17,922,000
Miscellaneous Operating Revenues	716,000
Public Housing Subsidy	34,711,000
Federal Grants	7,971,000
Interagency Transfers	<u>3,500,000</u>
Total	<u>\$64,820,000</u>
<u>Expenditures:</u>	
Operating Expenditures	\$48,874,000
Transfer to Central Office Cost Center Fund	10,939,000
Reserves	<u>5,007,000</u>
Total	<u>\$64,820,000</u>

Central Office Cost Center (COCC) Fund

<u>Revenues:</u>	<u>2009-10</u>
Transfer from Contract Administration Fund	\$1,407,000
Transfer from Public Housing Operations Fund	10,939,000
Total	<u>\$12,346,000</u>
<u>Expenditures:</u>	
Central Office Operations	<u>\$12,346,000</u>

Capital Program

<u>Revenues:</u>	Prior Years	FY 2009-10	Future Years	All Yrs. Budget
Capital Fund Program (716)	\$5,957,000	\$1,928,000	\$0	\$7,885,000
Capital Fund Program (717)	3,845,000	1,551,000	3,102,000	8,498,000
Capital Fund Program (718)	2,552,000	2,552,000	4,804,000	\$9,908,000
Capital Fund Program (719)	0	2,552,000	7,356,000	\$9,908,000
Capital Fund Program (749)	5,631,000	6,903,000	4,794,000	\$17,328,000
Projected Future CFP	0	0	39,700,000	\$39,700,000
Hope VI Grant	21,050,000	0	0	\$21,050,000
Replacement Housing Factor	<u>8,834,000</u>	<u>0</u>	<u>0</u>	<u>\$8,834,000</u>
Total	<u>\$47,869,000</u>	<u>\$15,486,000</u>	<u>\$59,756,000</u>	<u>\$123,111,000</u>
<u>Expenditures:</u>				
Public Housing Improvement	<u>\$17,985,000</u>	<u>\$23,616,000</u>	<u>\$81,510,000</u>	<u>\$123,111,000</u>

**MIAMI-DADE WATER AND SEWER
Revenue Fund**

<u>Revenues:</u>	<u>2009-10</u>
Operating:	
Water Production	\$238,096,000
Wastewater Disposal	276,481,000
Subtotal, Operating Revenues	<u>\$514,577,000</u>
Non-operating:	
Interest Income	\$9,537,000
Change in Non-Cash Items	1,803,000
2008-09 Cash Requirement per Bond Ordinance	<u>58,666,000</u>
Subtotal, Non-Operating Revenues	<u>\$70,006,000</u>
Transfer from Other Funds:	17,278,000
Transfer from General Reserve Fund	<u>\$17,978,000</u>
Total	<u>\$619,839,000</u>
 <u>Expenditures:</u>	
Operating:	
Water Production	\$170,398,000
Wastewater Disposal	184,375,000
Administrative Reimbursement - Transfer to Emergency Contingency Reserve (Fund 010-020)	6,965,000
Administrative Reimbursement	<u>17,620,000</u>
Capital Funding:	
Renewal and Replacement (Net of Contributions)	47,000,000
Fire Hydrant Fund (Net of \$500,000 Transfer to Fire Department)	<u>2,550,000</u>
Subtotal, Operating Expenditures	<u>\$428,908,000</u>
Non-operating:	
2009-10 Cash Requirement per Bond Ordinance	63,226,000
Subtotal, Non-Operating Expenditures	<u>\$63,226,000</u>
Total Debt Service Requirements (Including interest earnings)	<u>127,705,000</u>
Subtotal, Transfers	<u>\$127,705,000</u>
Total	<u>\$619,839,000</u>

RESTRICTED ASSETS FUNDS

WATER AND SEWER RENEWAL AND REPLACEMENT FUND

<u>Revenues:</u>	<u>2009-10</u>
Carryover	\$42,431,000
Transfers from Revenue Fund	47,000,000
Contributions	<u>3,000,000</u>
Total	<u>\$92,431,000</u>
 <u>Expenditures:</u>	
Water Expenditures	\$38,238,000
Wastewater Expenditures	48,028,000
Ending Cash Balance Available for Future Project Costs	<u>6,165,000</u>
Total	<u>\$92,431,000</u>

WATER PLANT EXPANSION FUND

<u>Revenues:</u>	<u>2009-10</u>
Carryover	\$44,572,000
Connection Fees	<u>9,540,000</u>
Total	<u>\$54,112,000</u>
<u>Expenditures:</u>	
Construction Expenditures	\$18,638,000
Ending Cash Balance Available for Future Project Costs	<u>35,474,000</u>
Total	<u>\$54,112,000</u>

WATER AND SEWER BOND CONSTRUCTION FUND

<u>Revenues:</u>	<u>2009-10</u>
Carryover	\$76,335,000
Commercial Paper Proceeds - Water	112,500,000
Commercial Paper Proceeds - Wastewater	187,500,000
Total	<u>\$376,335,000</u>
<u>Expenditures:</u>	
Bond Construction Expenditures - Water	\$8,138,000
Commercial Paper Construction Expenditures - Water	60,137,000
Bond Construction Reimbursement Expenditures - Water	880,000
Bond Construction Expenditures - Wastewater	10,047,000
Commercial Paper Construction Expenditures - Wastewater	192,704,000
Ending Cash Balance	104,429,000
Total	<u>\$376,335,000</u>

WATER SPECIAL CONSTRUCTION FUND

<u>Revenues:</u>	<u>2009-10</u>
Carryover	<u>\$2,422,000</u>
<u>Expenditures:</u>	
Construction Expenditures	\$350,000
Ending Cash Balance Available for Future Project Costs	<u>2,072,000</u>
Total	<u>\$2,422,000</u>

WATER CONSTRUCTION FUND

<u>Revenues:</u>	<u>2009-10</u>
Carryover	<u>\$26,042,000</u>
<u>Expenditures:</u>	
Construction Expenditures	\$8,064,000
Ending Cash Balance	<u>17,978,000</u>
Total	<u>\$26,042,000</u>

ROCK MINING MITIGATION FEE FUND

<u>Revenues:</u>	<u>2009-10</u>
Carryover	\$9,566,000
Revenue from Rock Mining Mitigation	<u>5,000,000</u>
Total	<u>\$14,566,000</u>
<u>Expenditures:</u>	
Construction Expenditures	\$4,566,000
Ending Cash Balance	<u>10,000,000</u>
Total	<u>\$14,566,000</u>

WATER AND SEWER DEBT SERVICE FUND

Revenues:	2009-10
2008-09 Debt Service Fund Requirement	\$58,351,000
Transfers from Revenue Fund	126,769,000
Interest Earnings	<u>936,000</u>
Total	<u>\$186,056,000</u>

Expenditures:	
Debt Service Payments	\$127,705,000
2008-09 Debt Service Fund Requirement	<u>58,351,000</u>
Total	<u>\$186,056,000</u>

GENERAL RESERVE FUND

Revenues:	2009-10
Carryover	<u>\$17,278,000</u>

Expenditures:	
Transfers to Revenue Fund	\$17,278,000
Total	<u>\$17,278,000</u>

RATE STABILIZATION FUND

Revenues:	2009-10
Carryover	<u>\$30,735,000</u>

Expenditures:	
Transfer to Revenue Fund	\$17,978,000
Ending Cash Balance	<u>12,757,000</u>
Total	<u>\$30,735,000</u>

FIRE HYDRANT FUND

Revenues:	2009-10
Carryover	\$6,025,000
Transfers from Revenue Fund	<u>2,550,000</u>
Total	<u>\$8,575,000</u>

Expenditures:	
Construction Expenditures	\$4,572,000
Ending Cash Balance Available for Future Project Costs	<u>4,003,000</u>
Total	<u>\$8,575,000</u>

WASTEWATER PLANT EXPANSION FUND

Revenues:	2009-10
Carryover	\$43,175,000
Connection Fees	<u>8,478,000</u>
Total	<u>\$51,653,000</u>

Expenditures:	
Construction Expenditures	\$44,801,000
Ending Cash Balance Available for Future Project Costs	<u>6,852,000</u>
Total	<u>\$51,653,000</u>

WASTEWATER STATE REVOLVING LOAN FUND

<u>Revenues:</u>	<u>2009-10</u>
Carryover	\$123,000
State Revolving Loan Proceeds	<u>10,000,000</u>
Total	<u>\$10,123,000</u>

<u>Expenditures:</u>	
Construction Expenditures	\$10,000,000
Ending Cash Balance	<u>123,000</u>
Total	<u>\$10,123,000</u>

WASTEWATER SPECIAL CONSTRUCTION FUND

<u>Revenues:</u>	<u>2009-10</u>
Carryover	<u>\$4,964,000</u>

<u>Expenditures:</u>	
Construction Expenditures	\$709,000
Ending Cash Balance	<u>4,255,000</u>
Total	<u>\$4,964,000</u>

WASTEWATER CONSTRUCTION FUND

<u>Revenues:</u>	<u>2009-10</u>
Carryover	<u>\$906,000</u>

<u>Expenditures:</u>	
Construction Expenditures	<u>\$906,000</u>

HIGH LEVEL DISINFECTIONS - SPECIAL CONSTRUCTION FUND

<u>Revenues:</u>	<u>2009-10</u>
Carryover	<u>\$66,081,000</u>

<u>Expenditures:</u>	
Construction Expenditures	\$22,839,000
Ending Cash Balance Available for Future Project Costs	<u>43,242,000</u>
Total	<u>\$66,081,000</u>

**PUBLIC HEALTH TRUST
Operating Budget
Including Funded Depreciation**

<u>Revenues:</u>	<u>2009-10</u>
Transfer from Countywide General Fund - Maintenance of Effort	\$158,478,000
County Health Care Sales Surtax	169,732,000
Net Patient Service Revenue	1,270,521,000
Other Operating Revenues including JMH Health Plan	277,333,000
Non-Other Operating Revenue	<u>19,194,000</u>
Total*	<u>\$1,895,258,000</u>

<u>Expenditures:</u>	
Transfer to Air Rescue for Helicopter Operation	\$900,000
Other Operating and Non-Operating Expenditures including Inmate Medical	1,824,226,000
Funded Depreciation, Reserves for accrued expenses, carryover and debt service	<u>70,132,000</u>
Total	<u>\$1,895,258,000</u>

**Notes: Trust provides for inmate medical services in compliance with all applicable laws and requirements. The above budget includes \$33.6 million reimbursement to the County for the Trust's share of the Count's Medicaid Liability.
*Total Revenues include adjustments for uncollectible accounts, contractual allowances, and the 95% adjustment required per State law.**

**PUBLIC HEALTH TRUST
Capital Budget**

<u>Revenues:</u>	<u>Prior Years</u>	<u>2009-10</u>	<u>Future Years</u>	<u>All Yrs. Budget</u>
JMH Depreciation Reserve Account	\$43,407,000	\$34,432,000	\$538,000	\$78,377,000
JMH Revenue Bonds	144,988,000	0	0	144,988,000
JMH Foundation	521,000	2,950,000	0	3,471,000
JMH Future Revenue Bonds	<u>0</u>	<u>0</u>	<u>75,776,000</u>	<u>75,776,000</u>
Total	<u>\$188,916,000</u>	<u>\$37,382,000</u>	<u>\$76,314,000</u>	<u>\$302,612,000</u>
<u>Expenditures:</u>				
Computer Equipment	\$21,932,000	\$17,754,000	\$538,000	\$40,224,000
Health Care Equipment	0	8,551,000	0	8,551,000
Health Care Facility Improvements	30,388,000	70,916,000	1,769,000	103,073,000
Infrastructure Improvements	<u>18,876,000</u>	<u>56,112,000</u>	<u>75,776,000</u>	<u>150,764,000</u>
Total	<u>\$71,196,000</u>	<u>\$153,333,000</u>	<u>\$78,083,000</u>	<u>\$302,612,000</u>