

Funded Projects
ECONOMIC DEVELOPMENT



STRATEGIC AREA: Economic Development
 DEPARTMENT: General Services Administration

***** FUNDED PROJECTS *****
 (dollars in thousands)

Other

REDEVELOP RICHMOND HEIGHTS SHOPPING CENTER - BUILDING BETTER COMMUNITIES BOND PROGRAM

PROJECT # 112980

DESCRIPTION: Redevelop the Richmond Heights Shopping Center

LOCATION: Lincoln Blvd and Carver Dr

Unincorporated Miami-Dade County

DISTRICT LOCATED: 9

ESTIMATED ANNUAL OPERATING IMPACT: Minimal

DISTRICT(S) SERVED: Countywide

REVENUE SCHEDULE:	PRIOR	2009-10	2010-11	2011-12	2012-13	2013-14	2014-15	FUTURE	TOTAL
Building Better Communities GOB Program	150	234	1,493	1,723	0	0	0	0	3,600
TOTAL REVENUE:	150	234	1,493	1,723	0	0	0	0	3,600
EXPENDITURE SCHEDULE:	PRIOR	2009-10	2010-11	2011-12	2012-13	2013-14	2014-15	FUTURE	TOTAL
Planning and Design	150	234	0	0	0	0	0	0	384
Construction	0	0	1,493	1,723	0	0	0	0	3,216
TOTAL EXPENDITURES:	150	234	1,493	1,723	0	0	0	0	3,600

STRATEGIC AREA: Economic Development
 DEPARTMENT: Housing and Community Development

***** FUNDED PROJECTS *****
 (dollars in thousands)

Community Development Projects

DISTRICT 01 GEORGIA AYERS RENTAL APARTMENTS

PROJECT # 866340



DESCRIPTION: Construction of affordable rental housing in District 1

LOCATION: 13280 Port Said
 Opa-Locka NRSA

DISTRICT LOCATED: 1
 DISTRICT(S) SERVED: 1

ESTIMATED ANNUAL OPERATING IMPACT: Minimal

REVENUE SCHEDULE:	PRIOR	2009-10	2010-11	2011-12	2012-13	2013-14	2014-15	FUTURE	TOTAL
Building Better Communities GOB Program	0	2,500	2,500	2,500	0	0	0	0	7,500

TOTAL REVENUE:	0	2,500	2,500	2,500	0	0	0	0	7,500
----------------	---	-------	-------	-------	---	---	---	---	-------

EXPENDITURE SCHEDULE:	PRIOR	2009-10	2010-11	2011-12	2012-13	2013-14	2014-15	FUTURE	TOTAL
Planning and Design	0	425	425	425	0	0	0	0	1,275
Construction	0	2,075	2,075	2,075	0	0	0	0	6,225

TOTAL EXPENDITURES:	0	2,500	2,500	2,500	0	0	0	0	7,500
---------------------	---	-------	-------	-------	---	---	---	---	-------

DISTRICT 01 LAKE VUE OASIS

PROJECT # 8610870



DESCRIPTION: Construction of affordable condominiums and homeownership assistance in District 1

LOCATION: 14236 NW 17 Ave
 Opa-Locka NRSA

DISTRICT LOCATED: 1
 DISTRICT(S) SERVED: 1

ESTIMATED ANNUAL OPERATING IMPACT: Minimal

REVENUE SCHEDULE:	PRIOR	2009-10	2010-11	2011-12	2012-13	2013-14	2014-15	FUTURE	TOTAL
Building Better Communities GOB Program	0	1,092	1,000	1,001	0	0	0	0	3,093

TOTAL REVENUE:	0	1,092	1,000	1,001	0	0	0	0	3,093
----------------	---	-------	-------	-------	---	---	---	---	-------


EXPENDITURE SCHEDULE:	PRIOR	2009-10	2010-11	2011-12	2012-13	2013-14	2014-15	FUTURE	TOTAL
Planning and Design	0	185	170	170	0	0	0	0	525
Construction	0	907	830	831	0	0	0	0	2,568

TOTAL EXPENDITURES:	0	1,092	1,000	1,001	0	0	0	0	3,093
---------------------	---	-------	-------	-------	---	---	---	---	-------

STRATEGIC AREA: Economic Development
 DEPARTMENT: Housing and Community Development

***** FUNDED PROJECTS *****
 (dollars in thousands)

DISTRICT 02 NORTHSIDE STATION

PROJECT # 861470 

DESCRIPTION: Construction of affordable housing in District 2

LOCATION: 3150 NW 79 St

Unincorporated Miami-Dade County

DISTRICT LOCATED: 2

ESTIMATED ANNUAL OPERATING IMPACT: Minimal

DISTRICT(s) SERVED: 2

REVENUE SCHEDULE:	PRIOR	2009-10	2010-11	2011-12	2012-13	2013-14	2014-15	FUTURE	TOTAL
Building Better Communities GOB Program	38	1,000	2,500	7,054	0	0	0	0	10,592
Comm. Dev. Block Grant - 2007	3,000	0	0	0	0	0	0	0	3,000

TOTAL REVENUE: 3,038 1,000 2,500 7,054 0 0 0 0 13,592

EXPENDITURE SCHEDULE:	PRIOR	2009-10	2010-11	2011-12	2012-13	2013-14	2014-15	FUTURE	TOTAL
Land/Bldg. Acquisition	3,000	0	0	0	0	0	0	0	3,000
Planning and Design	38	556	533	640	0	0	0	0	1,767
Construction	0	444	1,967	6,414	0	0	0	0	8,825

TOTAL EXPENDITURES: 3,038 1,000 2,500 7,054 0 0 0 0 13,592

DISTRICT 03 TRANSIT VILLAGE

PROJECT # 868000 

DESCRIPTION: Acquisition, design and construction of affordable rental housing in District 3

LOCATION: NW 62 St and NW 7 Ave

Model City NRSA

DISTRICT LOCATED: 3

ESTIMATED ANNUAL OPERATING IMPACT: Minimal

DISTRICT(s) SERVED: 3


REVENUE SCHEDULE:	PRIOR	2009-10	2010-11	2011-12	2012-13	2013-14	2014-15	FUTURE	TOTAL
Building Better Communities GOB Program	49	1,955	2,000	6,588	0	0	0	0	10,592

TOTAL REVENUE: 49 1,955 2,000 6,588 0 0 0 0 10,592

EXPENDITURE SCHEDULE:	PRIOR	2009-10	2010-11	2011-12	2012-13	2013-14	2014-15	FUTURE	TOTAL
Land/Bldg. Acquisition	0	1,660	0	0	0	0	0	0	1,660
Planning and Design	49	295	0	0	0	0	0	0	344
Construction	0	0	2,000	6,588	0	0	0	0	8,588

TOTAL EXPENDITURES: 49 1,955 2,000 6,588 0 0 0 0 10,592

DISTRICT 04 GOB HOUSING PROJECT

PROJECT # 863000 

DESCRIPTION: Future affordable housing project in District 4

LOCATION: TBD

North Miami Beach

DISTRICT LOCATED: 4

ESTIMATED ANNUAL OPERATING IMPACT: Minimal

DISTRICT(s) SERVED: 4

REVENUE SCHEDULE:	PRIOR	2009-10	2010-11	2011-12	2012-13	2013-14	2014-15	FUTURE	TOTAL
Building Better Communities GOB Program	0	1,000	2,000	7,593	0	0	0	0	10,593

TOTAL REVENUE: 0 1,000 2,000 7,593 0 0 0 0 10,593


EXPENDITURE SCHEDULE:	PRIOR	2009-10	2010-11	2011-12	2012-13	2013-14	2014-15	FUTURE	TOTAL
Construction	0	1,000	2,000	7,593	0	0	0	0	10,593

TOTAL EXPENDITURES: 0 1,000 2,000 7,593 0 0 0 0 10,593

STRATEGIC AREA: Economic Development
 DEPARTMENT: Housing and Community Development

***** FUNDED PROJECTS *****
 (dollars in thousands)

DISTRICT 05 GOB HOUSING PROJECT

PROJECT # 864830 

DESCRIPTION: Construction of affordable housing project in District 5

LOCATION: TBD
 Miami Beach

DISTRICT LOCATED: 5
 DISTRICT(s) SERVED: 5

ESTIMATED ANNUAL OPERATING IMPACT: Minimal

REVENUE SCHEDULE:	PRIOR	2009-10	2010-11	2011-12	2012-13	2013-14	2014-15	FUTURE	TOTAL
Building Better Communities GOB Program	0	0	0	0	0	0	0	10,593	10,593

TOTAL REVENUE:	0	0	0	0	0	0	0	10,593	10,593
----------------	---	---	---	---	---	---	---	--------	--------

EXPENDITURE SCHEDULE:	PRIOR	2009-10	2010-11	2011-12	2012-13	2013-14	2014-15	FUTURE	TOTAL
Planning and Design	0	0	0	0	0	0	0	1,800	1,800
Construction	0	0	0	0	0	0	0	8,793	8,793

TOTAL EXPENDITURES:	0	0	0	0	0	0	0	10,593	10,593
---------------------	---	---	---	---	---	---	---	--------	--------

DISTRICT 06 GOB HOUSING PROJECT

PROJECT # 869600

DESCRIPTION: Construction of affordable housing in District 6

LOCATION: TBD
 To Be Determined

DISTRICT LOCATED: 6
 DISTRICT(s) SERVED: 6

ESTIMATED ANNUAL OPERATING IMPACT: Minimal


REVENUE SCHEDULE:	PRIOR	2009-10	2010-11	2011-12	2012-13	2013-14	2014-15	FUTURE	TOTAL
Building Better Communities GOB Program	0	0	0	0	0	0	0	5,592	5,592

TOTAL REVENUE:	0	0	0	0	0	0	0	5,592	5,592
----------------	---	---	---	---	---	---	---	-------	-------

EXPENDITURE SCHEDULE:	PRIOR	2009-10	2010-11	2011-12	2012-13	2013-14	2014-15	FUTURE	TOTAL
Construction	0	0	0	0	0	0	0	5,592	5,592

TOTAL EXPENDITURES:	0	0	0	0	0	0	0	5,592	5,592
---------------------	---	---	---	---	---	---	---	-------	-------

DISTRICT 07 FRANKIE ROLLE HOUSING PROJECT

PROJECT # 863470 

DESCRIPTION: Design and construction of affordable housing in District 7

LOCATION: 3750 S Dixie Hwy
 City of Miami

DISTRICT LOCATED: 7
 DISTRICT(s) SERVED: 7

ESTIMATED ANNUAL OPERATING IMPACT: Minimal

REVENUE SCHEDULE:	PRIOR	2009-10	2010-11	2011-12	2012-13	2013-14	2014-15	FUTURE	TOTAL
Building Better Communities GOB Program	30	0	5,266	5,296	0	0	0	0	10,592

TOTAL REVENUE:	30	0	5,266	5,296	0	0	0	0	10,592
----------------	----	---	-------	-------	---	---	---	---	--------

EXPENDITURE SCHEDULE:	PRIOR	2009-10	2010-11	2011-12	2012-13	2013-14	2014-15	FUTURE	TOTAL
Planning and Design	30	0	527	0	0	0	0	0	557
Construction	0	0	4,739	5,296	0	0	0	0	10,035

TOTAL EXPENDITURES:	30	0	5,266	5,296	0	0	0	0	10,592
---------------------	----	---	-------	-------	---	---	---	---	--------

STRATEGIC AREA: Economic Development
 DEPARTMENT: Housing and Community Development

***** FUNDED PROJECTS *****
 (dollars in thousands)

DISTRICT 08 GOB AFFORDABLE HOUSING PROJECT

PROJECT # 8610510 

DESCRIPTION: Construction of affordable housing in District 8

LOCATION: Goulds
 Goulds NRSA

DISTRICT LOCATED: 8
 DISTRICT(s) SERVED: 8

ESTIMATED ANNUAL OPERATING IMPACT: Minimal


REVENUE SCHEDULE:	PRIOR	2009-10	2010-11	2011-12	2012-13	2013-14	2014-15	FUTURE	TOTAL
Building Better Communities GOB Program	0	0	0	0	0	0	0	10,592	10,592

TOTAL REVENUE:	0	0	0	0	0	0	0	10,592	10,592
-----------------------	----------	----------	----------	----------	----------	----------	----------	---------------	---------------

EXPENDITURE SCHEDULE:	PRIOR	2009-10	2010-11	2011-12	2012-13	2013-14	2014-15	FUTURE	TOTAL
Planning and Design	0	0	0	0	0	0	0	1,800	1,800
Construction	0	0	0	0	0	0	0	8,792	8,792

TOTAL EXPENDITURES:	0	0	0	0	0	0	0	10,592	10,592
----------------------------	----------	----------	----------	----------	----------	----------	----------	---------------	---------------

DISTRICT 09 CARIBBEAN BOULEVARD

PROJECT # 867150 

DESCRIPTION: Construction of affordable housing apartments in District 9

LOCATION: SW 200 St and US-1
 Unincorporated Miami-Dade County

DISTRICT LOCATED: 9
 DISTRICT(s) SERVED: 9

ESTIMATED ANNUAL OPERATING IMPACT: Minimal


REVENUE SCHEDULE:	PRIOR	2009-10	2010-11	2011-12	2012-13	2013-14	2014-15	FUTURE	TOTAL
Building Better Communities GOB Program	43	1,000	3,957	0	0	0	0	0	5,000
Comm. Dev. Block Grant - 2007	2,700	0	0	0	0	0	0	0	2,700

TOTAL REVENUE:	2,743	1,000	3,957	0	0	0	0	0	7,700
-----------------------	--------------	--------------	--------------	----------	----------	----------	----------	----------	--------------

EXPENDITURE SCHEDULE:	PRIOR	2009-10	2010-11	2011-12	2012-13	2013-14	2014-15	FUTURE	TOTAL
Land/Bldg. Acquisition	2,700	0	0	0	0	0	0	0	2,700
Planning and Design	43	756	0	0	0	0	0	0	799
Construction	0	244	3,957	0	0	0	0	0	4,201

TOTAL EXPENDITURES:	2,743	1,000	3,957	0	0	0	0	0	7,700
----------------------------	--------------	--------------	--------------	----------	----------	----------	----------	----------	--------------

DISTRICT 09 HABITAT FOR HUMANITY

PROJECT # 862900 

DESCRIPTION: Construction of affordable housing apartments in District 9

LOCATION: TBD
 To Be Determined

DISTRICT LOCATED: 9
 DISTRICT(s) SERVED: 9

ESTIMATED ANNUAL OPERATING IMPACT: Minimal

REVENUE SCHEDULE:	PRIOR	2009-10	2010-11	2011-12	2012-13	2013-14	2014-15	FUTURE	TOTAL
Building Better Communities GOB Program	0	0	0	0	0	0	0	5,592	5,592

TOTAL REVENUE:	0	0	0	0	0	0	0	5,592	5,592
-----------------------	----------	----------	----------	----------	----------	----------	----------	--------------	--------------


EXPENDITURE SCHEDULE:	PRIOR	2009-10	2010-11	2011-12	2012-13	2013-14	2014-15	FUTURE	TOTAL
Construction	0	0	0	0	0	0	0	5,592	5,592

TOTAL EXPENDITURES:	0	0	0	0	0	0	0	5,592	5,592
----------------------------	----------	----------	----------	----------	----------	----------	----------	--------------	--------------

STRATEGIC AREA: Economic Development
 DEPARTMENT: Housing and Community Development

***** FUNDED PROJECTS *****
 (dollars in thousands)

DISTRICT 10 SENATOR VILLAS HOUSING PROJECT

PROJECT # 864860 

DESCRIPTION: Construction of affordable housing project in District 10

LOCATION: TBD
 To Be Determined

DISTRICT LOCATED: 10
 DISTRICT(s) SERVED: 10

ESTIMATED ANNUAL OPERATING IMPACT: Minimal


REVENUE SCHEDULE:	PRIOR	2009-10	2010-11	2011-12	2012-13	2013-14	2014-15	FUTURE	TOTAL
Building Better Communities GOB Program	0	0	0	0	0	0	0	10,593	10,593

TOTAL REVENUE:	0	0	0	0	0	0	0	10,593	10,593
----------------	---	---	---	---	---	---	---	--------	--------

EXPENDITURE SCHEDULE:	PRIOR	2009-10	2010-11	2011-12	2012-13	2013-14	2014-15	FUTURE	TOTAL
Planning and Design	0	0	0	0	0	0	0	1,801	1,801
Construction	0	0	0	0	0	0	0	8,792	8,792

TOTAL EXPENDITURES:	0	0	0	0	0	0	0	10,593	10,593
---------------------	---	---	---	---	---	---	---	--------	--------

DISTRICT 11 GRAN VIA HOUSING PROJECT

PROJECT # 864430 

DESCRIPTION: Construction of affordable housing in District 11

LOCATION: SW 127 Ave and 8 SW St
 To Be Determined

DISTRICT LOCATED: 11
 DISTRICT(s) SERVED: 11

ESTIMATED ANNUAL OPERATING IMPACT: Minimal


REVENUE SCHEDULE:	PRIOR	2009-10	2010-11	2011-12	2012-13	2013-14	2014-15	FUTURE	TOTAL
Building Better Communities GOB Program	102	1,500	3,200	5,790	0	0	0	0	10,592

TOTAL REVENUE:	102	1,500	3,200	5,790	0	0	0	0	10,592
----------------	-----	-------	-------	-------	---	---	---	---	--------

EXPENDITURE SCHEDULE:	PRIOR	2009-10	2010-11	2011-12	2012-13	2013-14	2014-15	FUTURE	TOTAL
Planning and Design	102	0	0	0	0	0	0	0	102
Construction	0	1,500	3,200	5,790	0	0	0	0	10,490

TOTAL EXPENDITURES:	102	1,500	3,200	5,790	0	0	0	0	10,592
---------------------	-----	-------	-------	-------	---	---	---	---	--------

DISTRICT 12 GOB HOUSING PROJECT

PROJECT # 864620 

DESCRIPTION: Construction of affordable housing in District 12

LOCATION: TBD
 To Be Determined

DISTRICT LOCATED: 12
 DISTRICT(s) SERVED: 12

ESTIMATED ANNUAL OPERATING IMPACT: Minimal

REVENUE SCHEDULE:	PRIOR	2009-10	2010-11	2011-12	2012-13	2013-14	2014-15	FUTURE	TOTAL
Building Better Communities GOB Program	0	0	0	0	0	0	0	10,592	10,592

TOTAL REVENUE:	0	0	0	0	0	0	0	10,592	10,592
----------------	---	---	---	---	---	---	---	--------	--------


EXPENDITURE SCHEDULE:	PRIOR	2009-10	2010-11	2011-12	2012-13	2013-14	2014-15	FUTURE	TOTAL
Planning and Design	0	0	0	0	0	0	0	1,802	1,802
Planning/Design (Info. Tech.)	0	0	0	0	0	0	0	8,790	8,790

TOTAL EXPENDITURES:	0	0	0	0	0	0	0	10,592	10,592
---------------------	---	---	---	---	---	---	---	--------	--------

STRATEGIC AREA: Economic Development
 DEPARTMENT: Housing and Community Development

***** FUNDED PROJECTS *****
 (dollars in thousands)

DISTRICT 13 2659 WEST OKEECHOBEE RD HOUSING PROJECT

PROJECT # 862380 

DESCRIPTION: Construction of affordable housing in District 13

LOCATION: 2659 W Okeechobee Rd
 Hialeah

DISTRICT LOCATED: 13
 DISTRICT(S) SERVED: 13

ESTIMATED ANNUAL OPERATING IMPACT: Minimal


REVENUE SCHEDULE:	PRIOR	2009-10	2010-11	2011-12	2012-13	2013-14	2014-15	FUTURE	TOTAL
Building Better Communities GOB Program	71	5,521	0	0	0	0	0	0	5,592

TOTAL REVENUE:	71	5,521	0	0	0	0	0	0	5,592
----------------	----	-------	---	---	---	---	---	---	-------

EXPENDITURE SCHEDULE:	PRIOR	2009-10	2010-11	2011-12	2012-13	2013-14	2014-15	FUTURE	TOTAL
Planning and Design	71	879	0	0	0	0	0	0	950
Construction	0	4,642	0	0	0	0	0	0	4,642

TOTAL EXPENDITURES:	71	5,521	0	0	0	0	0	0	5,592
---------------------	----	-------	---	---	---	---	---	---	-------

NEIGHBORHOOD STABILIZATION ACQUISITION AND REHABILITATION OF FORECLOSED HOMES

PROJECT # 869900 

DESCRIPTION: Acquire and rehabilitate foreclosed single family homes for sale

LOCATION: TBD
 Countywide

DISTRICT LOCATED: Countywide
 DISTRICT(S) SERVED: Countywide

ESTIMATED ANNUAL OPERATING IMPACT: Minimal


REVENUE SCHEDULE:	PRIOR	2009-10	2010-11	2011-12	2012-13	2013-14	2014-15	FUTURE	TOTAL
CDBG Neighborhood Stabilization Fund	2,500	2,500	5,000	0	0	0	0	0	10,000

TOTAL REVENUE:	2,500	2,500	5,000	0	0	0	0	0	10,000
----------------	-------	-------	-------	---	---	---	---	---	--------

EXPENDITURE SCHEDULE:	PRIOR	2009-10	2010-11	2011-12	2012-13	2013-14	2014-15	FUTURE	TOTAL
Construction	2,500	2,500	5,000	0	0	0	0	0	10,000

TOTAL EXPENDITURES:	2,500	2,500	5,000	0	0	0	0	0	10,000
---------------------	-------	-------	-------	---	---	---	---	---	--------

NEIGHBORHOOD STABILIZATION DEMOLISHED BLIGHTED STRUCTURES

PROJECT # 864980 

DESCRIPTION: Demolition of blighted structures Countywide

LOCATION: TBD
 To Be Determined

DISTRICT LOCATED: Countywide
 DISTRICT(S) SERVED: Countywide

ESTIMATED ANNUAL OPERATING IMPACT: Minimal

REVENUE SCHEDULE:	PRIOR	2009-10	2010-11	2011-12	2012-13	2013-14	2014-15	FUTURE	TOTAL
CDBG Neighborhood Stabilization Fund	250	250	250	250	0	0	0	0	1,000

TOTAL REVENUE:	250	250	250	250	0	0	0	0	1,000
----------------	-----	-----	-----	-----	---	---	---	---	-------

EXPENDITURE SCHEDULE:	PRIOR	2009-10	2010-11	2011-12	2012-13	2013-14	2014-15	FUTURE	TOTAL
Construction	0	500	250	250	0	0	0	0	1,000

TOTAL EXPENDITURES:	0	500	250	250	0	0	0	0	1,000
---------------------	---	-----	-----	-----	---	---	---	---	-------

STRATEGIC AREA: Economic Development
 DEPARTMENT: Housing and Community Development

***** FUNDED PROJECTS *****
 (dollars in thousands)

NEIGHBORHOOD STABILIZATION INFRASTRUCTURE HOPE VI MULTI-FAMILY DEVELOPMENT

PROJECT # 868890



DESCRIPTION: Construct infrastructure for HOPE VI Multi-Family Development

LOCATION: NW 68 (FEC RR) St to NW 75 St and NW 19 Ave to 24 Ave
 Model City NRSA

DISTRICT LOCATED: 2, 3
 DISTRICT(s) SERVED: 2, 3

ESTIMATED ANNUAL OPERATING IMPACT: Minimal

REVENUE SCHEDULE:	PRIOR	2009-10	2010-11	2011-12	2012-13	2013-14	2014-15	FUTURE	TOTAL
CDBG Neighborhood Stabilization Fund	2,150	2,150	2,150	2,150	0	0	0	0	8,600

TOTAL REVENUE:	2,150	2,150	2,150	2,150	0	0	0	0	8,600
----------------	-------	-------	-------	-------	---	---	---	---	-------

EXPENDITURE SCHEDULE:	PRIOR	2009-10	2010-11	2011-12	2012-13	2013-14	2014-15	FUTURE	TOTAL
Construction	0	4,300	2,150	2,150	0	0	0	0	8,600

TOTAL EXPENDITURES:	0	4,300	2,150	2,150	0	0	0	0	8,600
---------------------	---	-------	-------	-------	---	---	---	---	-------

NEIGHBORHOOD STABILIZATION MULTI-FAMILY RENTAL HOUSING ACQUISITION AND REHABILITATION

PROJECT # 864760



DESCRIPTION: Acquire and rehabilitate foreclosed multi-family rental housing for affordable rental housing administered by Miami-Dade Housing and Community Development

LOCATION: TBD
 Countywide

DISTRICT LOCATED: To Be Determined
 DISTRICT(s) SERVED: To Be Determined

ESTIMATED ANNUAL OPERATING IMPACT: Minimal

REVENUE SCHEDULE:	PRIOR	2009-10	2010-11	2011-12	2012-13	2013-14	2014-15	FUTURE	TOTAL
CDBG Neighborhood Stabilization Fund	5,393	11,786	2,197	2,196	0	0	0	0	21,572

TOTAL REVENUE:	5,393	11,786	2,197	2,196	0	0	0	0	21,572
----------------	-------	--------	-------	-------	---	---	---	---	--------

EXPENDITURE SCHEDULE:	PRIOR	2009-10	2010-11	2011-12	2012-13	2013-14	2014-15	FUTURE	TOTAL
Land/Bldg. Acquisition	0	16,179	0	0	0	0	0	0	16,179
Construction	0	1,000	2,197	2,196	0	0	0	0	5,393

TOTAL EXPENDITURES:	0	17,179	2,197	2,196	0	0	0	0	21,572
---------------------	---	--------	-------	-------	---	---	---	---	--------

NEIGHBORHOOD STABILIZATION REDEVELOPMENT HOPE VI MULTI-FAMILY DEV EXP HOPE VI AREA

PROJECT # 869420



DESCRIPTION: Design and planning for neighborhood redevelopment of multi-family housing development in the expanded Hope VI area

LOCATION: TBD
 Model City NRSA

DISTRICT LOCATED: 2, 3
 DISTRICT(s) SERVED: 2, 3

ESTIMATED ANNUAL OPERATING IMPACT: Minimal

REVENUE SCHEDULE:	PRIOR	2009-10	2010-11	2011-12	2012-13	2013-14	2014-15	FUTURE	TOTAL
CDBG Neighborhood Stabilization Fund	1,250	1,250	1,250	1,250	0	0	0	0	5,000

TOTAL REVENUE:	1,250	1,250	1,250	1,250	0	0	0	0	5,000
----------------	-------	-------	-------	-------	---	---	---	---	-------

EXPENDITURE SCHEDULE:	PRIOR	2009-10	2010-11	2011-12	2012-13	2013-14	2014-15	FUTURE	TOTAL
Planning and Design	0	1,000	0	0	0	0	0	0	1,000
Construction	0	1,500	1,250	1,250	0	0	0	0	4,000

TOTAL EXPENDITURES:	0	2,500	1,250	1,250	0	0	0	0	5,000
---------------------	---	-------	-------	-------	---	---	---	---	-------

STRATEGIC AREA: Economic Development
 DEPARTMENT: Housing and Community Development

***** FUNDED PROJECTS *****
 (dollars in thousands)

Future Capital Projects

ECONOMIC DEVELOPMENT FUND - BUILDING BETTER COMMUNITIES BOND PROGRAM

PROJECT # 865950



DESCRIPTION: Provide funding for a Countywide economic development fund

LOCATION: Countywide
 Countywide

DISTRICT LOCATED: Countywide
 DISTRICT(S) SERVED: Countywide

ESTIMATED ANNUAL OPERATING IMPACT: Minimal

REVENUE SCHEDULE:	PRIOR	2009-10	2010-11	2011-12	2012-13	2013-14	2014-15	FUTURE	TOTAL
Building Better Communities GOB Program	0	2,500	13,939	13,880	14,386	0	14,417	15,878	75,000

TOTAL REVENUE:	0	2,500	13,939	13,880	14,386	0	14,417	15,878	75,000
----------------	---	-------	--------	--------	--------	---	--------	--------	--------

EXPENDITURE SCHEDULE:	PRIOR	2009-10	2010-11	2011-12	2012-13	2013-14	2014-15	FUTURE	TOTAL
Other	0	2,500	13,939	13,880	14,386	0	14,417	15,878	75,000

TOTAL EXPENDITURES:	0	2,500	13,939	13,880	14,386	0	14,417	15,878	75,000
---------------------	---	-------	--------	--------	--------	---	--------	--------	--------

ECONOMIC DEVELOPMENT IN TARGETED URBAN AREAS (TUA) - BUILDING BETTER COMMUNITIES BOND PROGRAM

PROJECT # 867930



DESCRIPTION: Provide funding for economic development in TUAs

LOCATION: Countywide
 Countywide

DISTRICT LOCATED: Countywide
 DISTRICT(S) SERVED: Countywide

ESTIMATED ANNUAL OPERATING IMPACT: Minimal

REVENUE SCHEDULE:	PRIOR	2009-10	2010-11	2011-12	2012-13	2013-14	2014-15	FUTURE	TOTAL
Building Better Communities GOB Program	0	5,000	4,000	5,000	1,000	0	0	0	15,000

TOTAL REVENUE:	0	5,000	4,000	5,000	1,000	0	0	0	15,000
----------------	---	-------	-------	-------	-------	---	---	---	--------

EXPENDITURE SCHEDULE:	PRIOR	2009-10	2010-11	2011-12	2012-13	2013-14	2014-15	FUTURE	TOTAL
Other	0	5,000	4,000	5,000	1,000	0	0	0	15,000

TOTAL EXPENDITURES:	0	5,000	4,000	5,000	1,000	0	0	0	15,000
---------------------	---	-------	-------	-------	-------	---	---	---	--------

STRATEGIC AREA: Economic Development
 DEPARTMENT: Housing and Community Development

***** FUNDED PROJECTS *****
 (dollars in thousands)

Historic Preservation

HISTORIC HAMPTON HOUSE RESTORATION

PROJECT # 867000



DESCRIPTION: Acquire, design, and construct improvements to the Historic Hampton House in Model City; project to be administered by the Miami-Dade Housing and Community Development

LOCATION: 4200 NW 27 Ave
 Model City NRSA

DISTRICT LOCATED: 3
 DISTRICT(s) SERVED: Countywide

ESTIMATED ANNUAL OPERATING IMPACT: Minimal

REVENUE SCHEDULE:	PRIOR	2009-10	2010-11	2011-12	2012-13	2013-14	2014-15	FUTURE	TOTAL
Comm. Dev. Block Grant - 2004	450	0	0	0	0	0	0	0	450
Building Better Communities GOB Program	1,395	2,254	1,051	0	0	0	0	0	4,700

TOTAL REVENUE: 1,845 2,254 1,051 0 0 0 0 0 0 5,150

EXPENDITURE SCHEDULE:	PRIOR	2009-10	2010-11	2011-12	2012-13	2013-14	2014-15	FUTURE	TOTAL
Land/Bldg. Acquisition	450	0	0	0	0	0	0	0	450
Planning and Design	778	0	0	0	0	0	0	0	778
Construction	617	2,254	1,051	0	0	0	0	0	3,922

TOTAL EXPENDITURES: 1,845 2,254 1,051 0 0 0 0 0 0 5,150

Homeless Facilities

CAMILLUS HOUSE BECKHAM HALL IMPROVEMENTS

PROJECT # 8669450

DESCRIPTION: Provide funding to improve Beckham Hall including upgrade of the fire alarm system, replacement of air conditioners, repairs to bathrooms, and other structural repairs; project to be administered by Camillus House and Miami-Dade Housing and Community Development

LOCATION: 2735 NW 10 Ave
 City of Miami

DISTRICT LOCATED: 3
 DISTRICT(s) SERVED: 3

ESTIMATED ANNUAL OPERATING IMPACT: Minimal

REVENUE SCHEDULE:	PRIOR	2009-10	2010-11	2011-12	2012-13	2013-14	2014-15	FUTURE	TOTAL
Comm. Dev. Block Grant - 2003	75	0	0	0	0	0	0	0	75
Comm. Dev. Block Grant - 2004	75	0	0	0	0	0	0	0	75
Rental Rehabilitation	200	0	0	0	0	0	0	0	200
Emergency Shelter Grant	277	0	0	0	0	0	0	0	277

TOTAL REVENUE: 627 0 0 0 0 0 0 0 0 627


EXPENDITURE SCHEDULE:	PRIOR	2009-10	2010-11	2011-12	2012-13	2013-14	2014-15	FUTURE	TOTAL
Planning and Design	115	0	0	0	0	0	0	0	115
Construction	277	235	0	0	0	0	0	0	512

TOTAL EXPENDITURES: 392 235 0 0 0 0 0 0 0 627

STRATEGIC AREA: Economic Development
 DEPARTMENT: Housing and Community Development

***** FUNDED PROJECTS *****
 (dollars in thousands)

CAMILLUS HOUSE INC NEW HOMELESS FACILITY

PROJECT # 867470 

DESCRIPTION: Provide planning and design drawings and specifications for new construction of Camillus House new homeless facility

LOCATION: 1603-27 NW 7 Ave
 City of Miami

DISTRICT LOCATED: 3
 DISTRICT(s) SERVED: 3

ESTIMATED ANNUAL OPERATING IMPACT: Minimal

REVENUE SCHEDULE:	PRIOR	2009-10	2010-11	2011-12	2012-13	2013-14	2014-15	FUTURE	TOTAL
Documentary Surtax	2,000	0	0	0	0	0	0	0	2,000
Comm. Dev. Block Grant - 2008	611	0	0	0	0	0	0	0	611
Home - 2008	389	0	0	0	0	0	0	0	389


TOTAL REVENUE: 3,000 0 0 0 0 0 0 0 0 3,000

EXPENDITURE SCHEDULE:	PRIOR	2009-10	2010-11	2011-12	2012-13	2013-14	2014-15	FUTURE	TOTAL
Planning and Design	203	408	0	0	0	0	0	0	611
Construction	0	1,000	1,389	0	0	0	0	0	2,389

TOTAL EXPENDITURES: 203 1,408 1,389 0 0 0 0 0 0 3,000

Human Services Facilities

JEWISH COMMUNITY SERVICES SEYMOUR GELBER SENIOR CENTER IMPROVEMENTS

PROJECT # 868520 

DESCRIPTION: Construct fence installation at the Seymour Gelber Adult Day Care Center in Kendall; project to be administered by Jewish Community Services and Miami-Dade Housing and Community Development

LOCATION: 11025 SW 84 St
 Unincorporated Miami-Dade County

DISTRICT LOCATED: 10
 DISTRICT(s) SERVED: 10

ESTIMATED ANNUAL OPERATING IMPACT: Minimal

REVENUE SCHEDULE:	PRIOR	2009-10	2010-11	2011-12	2012-13	2013-14	2014-15	FUTURE	TOTAL
Comm. Dev. Block Grant - 2004	122	0	0	0	0	0	0	0	122
Comm. Dev. Block Grant - 2005	20	0	0	0	0	0	0	0	20
Comm. Dev. Block Grant - 2006	10	0	0	0	0	0	0	0	10
Comm. Development Block Grant 2007	68	0	0	0	0	0	0	0	68

TOTAL REVENUE: 220 0 0 0 0 0 0 0 0 220

EXPENDITURE SCHEDULE:	PRIOR	2009-10	2010-11	2011-12	2012-13	2013-14	2014-15	FUTURE	TOTAL
Planning and Design	26	6	0	0	0	0	0	0	32
Construction	22	166	0	0	0	0	0	0	188

TOTAL EXPENDITURES: 48 172 0 0 0 0 0 0 0 220

STRATEGIC AREA: Economic Development
 DEPARTMENT: Housing and Community Development

***** FUNDED PROJECTS *****
 (dollars in thousands)

Infrastructure Improvements

WEST LITTLE RIVER DESIGN OF STREET IMPROVEMENTS

PROJECT # 862070



DESCRIPTION: Design and planning for street improvements in West Little River Neighborhood Revitalization Strategy Area (NRSA); administered by Miami-Dade Housing and Community Development

LOCATION: NW 92 St. to 93 St from NW 17 Ave to 22 Ave
 West Little River NRSA

DISTRICT LOCATED: 2
 DISTRICT(s) SERVED: 2

ESTIMATED ANNUAL OPERATING IMPACT: Minimal

REVENUE SCHEDULE:	PRIOR	2009-10	2010-11	2011-12	2012-13	2013-14	2014-15	FUTURE	TOTAL
Comm. Dev. Block Grant - 2005	63	0	0	0	0	0	0	0	63
Comm. Dev. Block Grant - 2006	17	0	0	0	0	0	0	0	17
Comm. Dev. Block Grant - 2007	65	0	0	0	0	0	0	0	65
Comm. Dev. Block Grant - 2008	20	0	0	0	0	0	0	0	20
TOTAL REVENUE:	165	0	0	0	0	0	0	0	165
EXPENDITURE SCHEDULE:	PRIOR	2009-10	2010-11	2011-12	2012-13	2013-14	2014-15	FUTURE	TOTAL
Planning and Design	145	20	0	0	0	0	0	0	165
Construction	0	0	0	0	0	0	0	0	0
TOTAL EXPENDITURES:	145	20	0	0	0	0	0	0	165

WEST LITTLE RIVER RIGHTS-OF-WAY IMPROVEMENTS PHASE 4A AND 4B

PROJECT # 865360



DESCRIPTION: Remove and construct new rights-of-way and landscape improvements throughout scattered sites in West Little River Neighborhood Revitalization Strategic Area (NRSA); administered by Miami Dade Housing and Community Development

LOCATION: West Little River
 West Little River NRSA

DISTRICT LOCATED: 2
 DISTRICT(s) SERVED: 2

ESTIMATED ANNUAL OPERATING IMPACT: Minimal

REVENUE SCHEDULE:	PRIOR	2009-10	2010-11	2011-12	2012-13	2013-14	2014-15	FUTURE	TOTAL
Comm. Dev. Block Grant - 2003	147	0	0	0	0	0	0	0	147
Comm. Dev. Block Grant - 2004	65	0	0	0	0	0	0	0	65
Comm. Dev. Block Grant - 2006	100	0	0	0	0	0	0	0	100
Comm. Dev. Block Grant - 2007	0	0	0	0	0	0	0	0	0
TOTAL REVENUE:	312	0	0	0	0	0	0	0	312
EXPENDITURE SCHEDULE:	PRIOR	2009-10	2010-11	2011-12	2012-13	2013-14	2014-15	FUTURE	TOTAL
Planning and Design	47	0	0	0	0	0	0	0	47
Construction	135	85	0	0	0	0	0	0	220
Construction Management	45	0	0	0	0	0	0	0	45
TOTAL EXPENDITURES:	227	85	0	0	0	0	0	0	312

STRATEGIC AREA: Economic Development
 DEPARTMENT: Small Business Development

***** FUNDED PROJECTS *****
 (dollars in thousands)

Computer Equipment

PC REPLACEMENT PROGRAM

PROJECT # 155420

DESCRIPTION: Replace existing department PCs whose configurations (processor speed, memory, hard drive space) are to capacity and below the recommended configurations for executing certain software applications

LOCATION: 111 NW 1 St
 City of Miami

DISTRICT LOCATED: 5
 DISTRICT(s) SERVED: Countywide

ESTIMATED ANNUAL OPERATING IMPACT: Minimal

REVENUE SCHEDULE:	PRIOR	2009-10	2010-11	2011-12	2012-13	2013-14	2014-15	FUTURE	TOTAL
Capital Outlay Reserve	0	15	0	0	0	0	0	0	15
TOTAL REVENUE:	0	15	0	0	0	0	0	0	15
EXPENDITURE SCHEDULE:	PRIOR	2009-10	2010-11	2011-12	2012-13	2013-14	2014-15	FUTURE	TOTAL
Computer Hardware/Software	0	15	0	0	0	0	0	0	15
TOTAL EXPENDITURES:	0	15	0	0	0	0	0	0	15

STRATEGIC AREA: Economic Development
 DEPARTMENT: Non-Departmental

***** FUNDED PROJECTS *****
 (dollars in thousands)

New Facilities

MARTIN LUTHER KING BUSINESS CENTER - BUILDING BETTER COMMUNITIES BOND PROGRAM

PROJECT # 111210

DESCRIPTION: Construct the Martin Luther King Business Center

LOCATION: 6100 NW 7 Ave
 City of Miami

DISTRICT LOCATED: 3
 DISTRICT(s) SERVED: Countywide

ESTIMATED ANNUAL OPERATING IMPACT: Minimal

REVENUE SCHEDULE:	PRIOR	2009-10	2010-11	2011-12	2012-13	2013-14	2014-15	FUTURE	TOTAL
Building Better Communities GOB Program	2,000	2,500	500	0	0	0	0	0	5,000
TOTAL REVENUE:	2,000	2,500	500	0	0	0	0	0	5,000
EXPENDITURE SCHEDULE:	PRIOR	2009-10	2010-11	2011-12	2012-13	2013-14	2014-15	FUTURE	TOTAL
Construction	2,000	2,500	500	0	0	0	0	0	5,000
TOTAL EXPENDITURES:	2,000	2,500	500	0	0	0	0	0	5,000