

# Funded Projects

## HEALTH AND HUMAN SERVICES





STRATEGIC AREA: Health and Human Services  
 DEPARTMENT: Community Action Agency

\*\*\*\*\* FUNDED PROJECTS \*\*\*\*\*  
 (dollars in thousands)

Facility Improvements

COLONEL ZUBKOFF/IVES DAIRY COMPREHENSIVE CENTER - BUILDING BETTER COMMUNITIES BOND PROGRAM PROJECT # 973330

DESCRIPTION: Renovations and improvements to Community Action Agency (CAA) permanent facility

LOCATION: 55 NW 199 St  
 Miami Gardens

DISTRICT LOCATED: 1  
 DISTRICT(s) SERVED: 1

ESTIMATED ANNUAL OPERATING IMPACT: Minimal

REVENUE SCHEDULE:	PRIOR	2009-10	2010-11	2011-12	2012-13	2013-14	2014-15	FUTURE	TOTAL
Building Better Communities GOB Program	79	21	0	0	0	0	0	0	100

TOTAL REVENUE: 79 21 0 0 0 0 0 0 0 100

EXPENDITURE SCHEDULE:	PRIOR	2009-10	2010-11	2011-12	2012-13	2013-14	2014-15	FUTURE	TOTAL
Construction	79	21	0	0	0	0	0	0	100

TOTAL EXPENDITURES: 79 21 0 0 0 0 0 0 0 100

COMMUNITY ACTION AGENCY FACILITY MAINTENANCE AND REPAIRS PROJECT # 973810

DESCRIPTION: Provide for emergency repairs and preventative maintenance on departmental facilities to extend asset life and address life safety issues

LOCATION: Countywide  
 Countywide

DISTRICT LOCATED: Countywide  
 DISTRICT(s) SERVED: Countywide

ESTIMATED ANNUAL OPERATING IMPACT: Minimal

REVENUE SCHEDULE:	PRIOR	2009-10	2010-11	2011-12	2012-13	2013-14	2014-15	FUTURE	TOTAL
Capital Outlay Reserve	0	200	0	0	0	0	0	0	200

TOTAL REVENUE: 0 200 0 0 0 0 0 0 0 200

EXPENDITURE SCHEDULE:	PRIOR	2009-10	2010-11	2011-12	2012-13	2013-14	2014-15	FUTURE	TOTAL
Other	0	200	0	0	0	0	0	0	200

TOTAL EXPENDITURES: 0 200 0 0 0 0 0 0 0 200

FLORIDA MEMORIAL HEAD START CENTER - BUILDING BETTER COMMUNITIES BOND PROGRAM PROJECT # 9710890

DESCRIPTION: Complete renovations and improvements to Community Action Agency (CAA) permanent facility

LOCATION: 4255 NW 156 St  
 Miami Gardens

DISTRICT LOCATED: 1  
 DISTRICT(s) SERVED: 1

ESTIMATED ANNUAL OPERATING IMPACT: Minimal

REVENUE SCHEDULE:	PRIOR	2009-10	2010-11	2011-12	2012-13	2013-14	2014-15	FUTURE	TOTAL
Building Better Communities GOB Program	23	137	0	0	0	0	0	0	160

TOTAL REVENUE: 23 137 0 0 0 0 0 0 0 160

EXPENDITURE SCHEDULE:	PRIOR	2009-10	2010-11	2011-12	2012-13	2013-14	2014-15	FUTURE	TOTAL
Planning and Design	23	0	0	0	0	0	0	0	23
Construction	0	137	0	0	0	0	0	0	137

TOTAL EXPENDITURES: 23 137 0 0 0 0 0 0 0 160

STRATEGIC AREA: Health and Human Services  
 DEPARTMENT: Community Action Agency

\*\*\*\*\* FUNDED PROJECTS \*\*\*\*\*  
 (dollars in thousands)

MARY MCCLOUD BETHUNE ENRICHMENT CENTER - BUILDING BETTER COMMUNITIES BOND PROGRAM PROJECT # 979180

DESCRIPTION: Renovate facility including air conditioning replacements, facility communications equipment, and parking improvements including drainage, paving, and striping

LOCATION: 2900 NW 43 Terr  
 City of Miami

DISTRICT LOCATED: 3  
 DISTRICT(s) SERVED: Countywide

ESTIMATED ANNUAL OPERATING IMPACT: Minimal

REVENUE SCHEDULE:	PRIOR	2009-10	2010-11	2011-12	2012-13	2013-14	2014-15	FUTURE	TOTAL
Building Better Communities GOB Program	218	362	0	0	0	0	0	0	580

TOTAL REVENUE:	218	362	0	0	0	0	0	0	580
----------------	-----	-----	---	---	---	---	---	---	-----

EXPENDITURE SCHEDULE:	PRIOR	2009-10	2010-11	2011-12	2012-13	2013-14	2014-15	FUTURE	TOTAL
Planning and Design	69	0	0	0	0	0	0	0	69
Construction	149	362	0	0	0	0	0	0	511

TOTAL EXPENDITURES:	218	362	0	0	0	0	0	0	580
---------------------	-----	-----	---	---	---	---	---	---	-----

New Head Start Facilities

REGIONAL HEAD START CENTER (ARCOLA LAKE) - BUILDING BETTER COMMUNITIES BOND PROGRAM PROJECT # 979930

DESCRIPTION: Construct a regional, multi-purpose Head Start educational and training center to accommodate 200 low-income children

LOCATION: NW 81 St and NW 7 Ave  
 Unincorporated Miami-Dade County

DISTRICT LOCATED: 2  
 DISTRICT(s) SERVED: Countywide

ESTIMATED ANNUAL OPERATING IMPACT: Minimal

REVENUE SCHEDULE:	PRIOR	2009-10	2010-11	2011-12	2012-13	2013-14	2014-15	FUTURE	TOTAL
Capital Outlay Reserve	600	0	258	250	0	0	0	0	1,108
Building Better Communities GOB Program	1,898	540	2,630	832	0	0	0	0	5,900
Building Better Communities GOB Interest	1,480	0	0	0	0	0	0	0	1,480

TOTAL REVENUE:	3,978	540	2,888	1,082	0	0	0	0	8,488
----------------	-------	-----	-------	-------	---	---	---	---	-------

EXPENDITURE SCHEDULE:	PRIOR	2009-10	2010-11	2011-12	2012-13	2013-14	2014-15	FUTURE	TOTAL
Land/Bldg. Acquisition	1,502	0	0	0	0	0	0	0	1,502
Site Development	39	0	0	0	0	0	0	0	39
Planning and Design	327	50	0	0	0	0	0	0	377
Construction	0	429	2,575	2,751	0	0	0	0	5,755
Furnishings	0	0	0	250	0	0	0	0	250
Project Contingency	0	0	0	389	0	0	0	0	389
Other	0	6	0	0	0	0	0	0	6
Construction Management	30	55	55	30	0	0	0	0	170

TOTAL EXPENDITURES:	1,898	540	2,630	3,420	0	0	0	0	8,488
---------------------	-------	-----	-------	-------	---	---	---	---	-------

STRATEGIC AREA: Health and Human Services  
 DEPARTMENT: Homeless Trust

\*\*\*\*\* FUNDED PROJECTS \*\*\*\*\*  
 (dollars in thousands)

Homeless Facilities

**CARRFOUR VILLA AURORA - HISPANIC LIBRARY**

**PROJECT # 2068290**

DESCRIPTION: Construct a building to provide 39 units (121 beds) of homeless transitional and permanent housing for families; 39 units of affordable housing will also be constructed consisting of homeless and affordable housing

LOCATION: 1398 SW 1 St  
 City of Miami

DISTRICT LOCATED: 5  
 DISTRICT(s) SERVED: 5

ESTIMATED ANNUAL OPERATING IMPACT: Minimal

REVENUE SCHEDULE:	PRIOR	2009-10	2010-11	2011-12	2012-13	2013-14	2014-15	FUTURE	TOTAL
Stewart B. McKinney Grant	400	0	0	0	0	0	0	0	400
FEMA Reimbursements	123	0	0	0	0	0	0	0	123
State Hurricane Trust Fund	41	0	0	0	0	0	0	0	41

**TOTAL REVENUE:** 564 0 0 0 0 0 0 0 0 564

EXPENDITURE SCHEDULE:	PRIOR	2009-10	2010-11	2011-12	2012-13	2013-14	2014-15	FUTURE	TOTAL
Construction	524	40	0	0	0	0	0	0	564

**TOTAL EXPENDITURES:** 524 40 0 0 0 0 0 0 0 564

**HOMELESS TRUST HOMESTEAD AIRFORCE BASE PROJECT - BUILDING BETTER COMMUNITIES BOND PROGRAM**

**PROJECT # 207330**

DESCRIPTION: Develop 145 units of permanent homeless housing through a private not-for profit entity

LOCATION: Homestead Airforce Base  
 Homestead

DISTRICT LOCATED: 9  
 DISTRICT(s) SERVED: Countywide

ESTIMATED ANNUAL OPERATING IMPACT: Minimal

REVENUE SCHEDULE:	PRIOR	2009-10	2010-11	2011-12	2012-13	2013-14	2014-15	FUTURE	TOTAL
Developer Fees/Donations	1,000	0	0	0	0	0	0	0	1,000
Building Better Communities GOB Program	9,829	4,171	0	0	0	0	0	0	14,000
Home - 2008	1,000	0	0	0	0	0	0	0	1,000

**TOTAL REVENUE:** 11,829 4,171 0 0 0 0 0 0 0 16,000

EXPENDITURE SCHEDULE:	PRIOR	2009-10	2010-11	2011-12	2012-13	2013-14	2014-15	FUTURE	TOTAL
Site Development	11,829	4,171	0	0	0	0	0	0	16,000

**TOTAL EXPENDITURES:** 11,829 4,171 0 0 0 0 0 0 0 16,000

STRATEGIC AREA: Health and Human Services  
 DEPARTMENT: Homeless Trust

\*\*\*\*\* FUNDED PROJECTS \*\*\*\*\*  
 (dollars in thousands)

LAND ACQUISITION FOR HOUSING DEVELOPMENT-BUILDING BETTER COMMUNITIES BOND PROGRAM PROJECT # 203930

DESCRIPTION: Acquire land in order to develop permanent supportive housing units by a private nonprofit entity to be selected through a competitive RFP selection process

LOCATION: 102 and 114 NW 62 St  
 City of Miami

DISTRICT LOCATED: 3  
 DISTRICT(S) SERVED: Countywide

ESTIMATED ANNUAL OPERATING IMPACT: Minimal

REVENUE SCHEDULE:	PRIOR	2009-10	2010-11	2011-12	2012-13	2013-14	2014-15	FUTURE	TOTAL
Building Better Communities GOB Program	28	972	0	0	0	0	0	0	1,000
<b>TOTAL REVENUE:</b>	<b>28</b>	<b>972</b>	<b>0</b>	<b>0</b>	<b>0</b>	<b>0</b>	<b>0</b>	<b>0</b>	<b>1,000</b>
EXPENDITURE SCHEDULE:	PRIOR	2009-10	2010-11	2011-12	2012-13	2013-14	2014-15	FUTURE	TOTAL
Land/Bldg. Acquisition	28	972	0	0	0	0	0	0	1,000
<b>TOTAL EXPENDITURES:</b>	<b>28</b>	<b>972</b>	<b>0</b>	<b>0</b>	<b>0</b>	<b>0</b>	<b>0</b>	<b>0</b>	<b>1,000</b>

STRATEGIC AREA: Health and Human Services  
 DEPARTMENT: Human Services

\*\*\*\*\* FUNDED PROJECTS \*\*\*\*\*  
 (dollars in thousands)

Facility Improvements

HUMAN SERVICES FACILITIES PREVENTATIVE MAINTENANCE

PROJECT # 844080

DESCRIPTION: Perform preventative maintenance on departmental facilities to extend asset life

LOCATION: Countywide  
 Countywide

DISTRICT LOCATED: Countywide  
 DISTRICT(s) SERVED: Countywide

ESTIMATED ANNUAL OPERATING IMPACT: Minimal

REVENUE SCHEDULE:	PRIOR	2009-10	2010-11	2011-12	2012-13	2013-14	2014-15	FUTURE	TOTAL
Capital Outlay Reserve	0	200	0	0	0	0	0	0	200

TOTAL REVENUE:	0	200	0	0	0	0	0	0	200
----------------	---	-----	---	---	---	---	---	---	-----

EXPENDITURE SCHEDULE:	PRIOR	2009-10	2010-11	2011-12	2012-13	2013-14	2014-15	FUTURE	TOTAL
Other	0	200	0	0	0	0	0	0	200

TOTAL EXPENDITURES:	0	200	0	0	0	0	0	0	200
---------------------	---	-----	---	---	---	---	---	---	-----

HUMAN SERVICES FACILITIES REPAIRS

PROJECT # 8410210

DESCRIPTION: Repair departmental facilities, particularly addressing life-safety issues

LOCATION: Countywide  
 Countywide

DISTRICT LOCATED: Countywide  
 DISTRICT(s) SERVED: Countywide

ESTIMATED ANNUAL OPERATING IMPACT: Minimal

REVENUE SCHEDULE:	PRIOR	2009-10	2010-11	2011-12	2012-13	2013-14	2014-15	FUTURE	TOTAL
Capital Outlay Reserve	0	500	0	0	0	0	0	0	500

TOTAL REVENUE:	0	500	0	0	0	0	0	0	500
----------------	---	-----	---	---	---	---	---	---	-----

EXPENDITURE SCHEDULE:	PRIOR	2009-10	2010-11	2011-12	2012-13	2013-14	2014-15	FUTURE	TOTAL
Other	0	500	0	0	0	0	0	0	500

TOTAL EXPENDITURES:	0	500	0	0	0	0	0	0	500
---------------------	---	-----	---	---	---	---	---	---	-----

Human Services Facilities

CDBG HUMAN SERVICES FACILITY REPAIRS

PROJECT # 847070

DESCRIPTION: Repair departmental facilities with CDBG funding

LOCATION: Countywide  
 Throughout Miami-Dade County

DISTRICT LOCATED: Countywide  
 DISTRICT(s) SERVED: Countywide

ESTIMATED ANNUAL OPERATING IMPACT: Minimal

REVENUE SCHEDULE:	PRIOR	2009-10	2010-11	2011-12	2012-13	2013-14	2014-15	FUTURE	TOTAL
CDBG Reimbursement	0	900	0	0	0	0	0	0	900

TOTAL REVENUE:	0	900	0	0	0	0	0	0	900
----------------	---	-----	---	---	---	---	---	---	-----

EXPENDITURE SCHEDULE:	PRIOR	2009-10	2010-11	2011-12	2012-13	2013-14	2014-15	FUTURE	TOTAL
Other	0	900	0	0	0	0	0	0	900

TOTAL EXPENDITURES:	0	900	0	0	0	0	0	0	900
---------------------	---	-----	---	---	---	---	---	---	-----

STRATEGIC AREA: Health and Human Services  
 DEPARTMENT: Human Services

\*\*\*\*\* FUNDED PROJECTS \*\*\*\*\*  
 (dollars in thousands)

Neighborhood Service Centers

**CULMER/OVERTOWN NEIGHBORHOOD SERVICE CENTER RENOVATIONS - BUILDING BETTER COMMUNITIES BOND PROGRAM PROJECT # 844020**

DESCRIPTION: Renovate the structure of the existing 38,493 square foot Culmer/Overtown Neighborhood Service Center facility

LOCATION: 1600 NW 3 Ave  
 City of Miami

DISTRICT LOCATED: 3  
 DISTRICT(s) SERVED: 3

ESTIMATED ANNUAL OPERATING IMPACT: Minimal

REVENUE SCHEDULE:	PRIOR	2009-10	2010-11	2011-12	2012-13	2013-14	2014-15	FUTURE	TOTAL
Building Better Communities GOB Program	44	1,229	3,100	3,127	0	0	0	0	7,500

TOTAL REVENUE: 44 1,229 3,100 3,127 0 0 0 0 7,500

EXPENDITURE SCHEDULE:	PRIOR	2009-10	2010-11	2011-12	2012-13	2013-14	2014-15	FUTURE	TOTAL
Planning and Design	5	1,229	0	0	0	0	0	0	1,234
Construction	39	0	3,100	3,127	0	0	0	0	6,266

TOTAL EXPENDITURES: 44 1,229 3,100 3,127 0 0 0 0 7,500

**NEW WYNWOOD/ALLAPATTAH REGIONAL NEIGHBORHOOD SERVICE CENTER - BUILDING BETTER COMMUNITIES BOND PROGRAM PROJECT # 8463701**

DESCRIPTION: Demolish and/or reconstruct the 25,547 square foot Wynwood Neighborhood Service Center facility including regional services for Allapattah Neighborhood

LOCATION: 2902 NW 2 Ave  
 City of Miami

DISTRICT LOCATED: 3  
 DISTRICT(s) SERVED: 3

ESTIMATED ANNUAL OPERATING IMPACT: Minimal

REVENUE SCHEDULE:	PRIOR	2009-10	2010-11	2011-12	2012-13	2013-14	2014-15	FUTURE	TOTAL
Building Better Communities GOB Program	774	787	6,136	4,493	2,810	0	0	0	15,000

TOTAL REVENUE: 774 787 6,136 4,493 2,810 0 0 0 15,000

EXPENDITURE SCHEDULE:	PRIOR	2009-10	2010-11	2011-12	2012-13	2013-14	2014-15	FUTURE	TOTAL
Planning and Design	774	246	0	0	0	0	0	0	1,020
Construction	0	541	6,136	4,493	2,810	0	0	0	13,980

TOTAL EXPENDITURES: 774 787 6,136 4,493 2,810 0 0 0 15,000

STRATEGIC AREA: Health and Human Services  
 DEPARTMENT: Human Services

\*\*\*\*\* FUNDED PROJECTS \*\*\*\*\*  
 (dollars in thousands)

Rehabilitative Services Facilities

KENDALL COMPLEX COTTAGES REFURBISHMENT - BUILDING BETTER COMMUNITIES BOND PROGRAM PROJECT # 844680

DESCRIPTION: Refurbish the 11 Kendall Cottages (approximately 4,600 square foot per cottage) for County operated day treatment services for severely emotionally disturbed children

LOCATION: 11024 SW 84 St

Unincorporated Miami-Dade County

DISTRICT LOCATED: 10

ESTIMATED ANNUAL OPERATING IMPACT: Minimal

DISTRICT(S) SERVED: Countywide

REVENUE SCHEDULE:	PRIOR	2009-10	2010-11	2011-12	2012-13	2013-14	2014-15	FUTURE	TOTAL
Building Better Communities GOB Program	0	53	1,100	293	5,204	850	0	0	7,500
<b>TOTAL REVENUE:</b>	<b>0</b>	<b>53</b>	<b>1,100</b>	<b>293</b>	<b>5,204</b>	<b>850</b>	<b>0</b>	<b>0</b>	<b>7,500</b>
EXPENDITURE SCHEDULE:	PRIOR	2009-10	2010-11	2011-12	2012-13	2013-14	2014-15	FUTURE	TOTAL
Other	0	53	1,100	293	5,204	850	0	0	7,500
<b>TOTAL EXPENDITURES:</b>	<b>0</b>	<b>53</b>	<b>1,100</b>	<b>293</b>	<b>5,204</b>	<b>850</b>	<b>0</b>	<b>0</b>	<b>7,500</b>

STRATEGIC AREA: Health and Human Services  
 DEPARTMENT: Public Health Trust

\*\*\*\*\* FUNDED PROJECTS \*\*\*\*\*  
 (dollars in thousands)

Computer Equipment

INFORMATION TECHNOLOGY EQUIPMENT

PROJECT # 689260

DESCRIPTION: Acquire enterprise hardware and software and network and communication upgrades

LOCATION: 1611 NW 12 Ave UM/JMH Medical Center  
 City of Miami

DISTRICT LOCATED: 3  
 DISTRICT(s) SERVED: Countywide

ESTIMATED ANNUAL OPERATING IMPACT: Minimal

REVENUE SCHEDULE:	PRIOR	2009-10	2010-11	2011-12	2012-13	2013-14	2014-15	FUTURE	TOTAL
JMH Depreciation Reserve Account	21,932	17,754	538	0	0	0	0	0	40,224

TOTAL REVENUE:	21,932	17,754	538	0	0	0	0	0	40,224
----------------	--------	--------	-----	---	---	---	---	---	--------

EXPENDITURE SCHEDULE:	PRIOR	2009-10	2010-11	2011-12	2012-13	2013-14	2014-15	FUTURE	TOTAL
Computer Hardware/Software	21,932	17,754	538	0	0	0	0	0	40,224

TOTAL EXPENDITURES:	21,932	17,754	538	0	0	0	0	0	40,224
---------------------	--------	--------	-----	---	---	---	---	---	--------

Health Care Equipment

EQUIPMENT ACQUISITION AND CONTINGENCY

PROJECT # 685160

DESCRIPTION: Purchase new and replace medical equipment and provide for a contingency fund for unforeseen needs

LOCATION: 1611 NW 12 Ave  
 City of Miami

DISTRICT LOCATED: 3  
 DISTRICT(s) SERVED: Countywide

ESTIMATED ANNUAL OPERATING IMPACT: Minimal

REVENUE SCHEDULE:	PRIOR	2009-10	2010-11	2011-12	2012-13	2013-14	2014-15	FUTURE	TOTAL
JMH Depreciation Reserve Account	0	8,551	0	0	0	0	0	0	8,551

TOTAL REVENUE:	0	8,551	0	0	0	0	0	0	8,551
----------------	---	-------	---	---	---	---	---	---	-------

EXPENDITURE SCHEDULE:	PRIOR	2009-10	2010-11	2011-12	2012-13	2013-14	2014-15	FUTURE	TOTAL
Equipment Acquisition	0	8,551	0	0	0	0	0	0	8,551

TOTAL EXPENDITURES:	0	8,551	0	0	0	0	0	0	8,551
---------------------	---	-------	---	---	---	---	---	---	-------

STRATEGIC AREA: Health and Human Services  
 DEPARTMENT: Public Health Trust

\*\*\*\*\* FUNDED PROJECTS \*\*\*\*\*  
 (dollars in thousands)

Health Care Facility Improvements

JACKSON HEALTH SYSTEM (JHS) MISCELLANEOUS CONSTRUCTION PROJECTS

PROJECT # 685630

DESCRIPTION: Various miscellaneous construction projects throughout the JHS

LOCATION: 1611 NW 12 Ave  
 City of Miami

DISTRICT LOCATED: 3  
 DISTRICT(s) SERVED: Countywide

ESTIMATED ANNUAL OPERATING IMPACT: Minimal

REVENUE SCHEDULE:	PRIOR	2009-10	2010-11	2011-12	2012-13	2013-14	2014-15	FUTURE	TOTAL
JMH Depreciation Reserve Account	21,475	5,127	0	0	0	0	0	0	26,602

<b>TOTAL REVENUE:</b>	<b>21,475</b>	<b>5,127</b>	<b>0</b>	<b>0</b>	<b>0</b>	<b>0</b>	<b>0</b>	<b>0</b>	<b>26,602</b>
-----------------------	---------------	--------------	----------	----------	----------	----------	----------	----------	---------------

EXPENDITURE SCHEDULE:	PRIOR	2009-10	2010-11	2011-12	2012-13	2013-14	2014-15	FUTURE	TOTAL
Planning and Design	2,176	276	0	0	0	0	0	0	2,452
Construction	15,833	3,108	0	0	0	0	0	0	18,941
Equipment Acquisition	3,099	1,561	0	0	0	0	0	0	4,660
Project Contingency	367	182	0	0	0	0	0	0	549

<b>TOTAL EXPENDITURES:</b>	<b>21,475</b>	<b>5,127</b>	<b>0</b>	<b>0</b>	<b>0</b>	<b>0</b>	<b>0</b>	<b>0</b>	<b>26,602</b>
----------------------------	---------------	--------------	----------	----------	----------	----------	----------	----------	---------------

JACKSON HEALTH SYSTEM (JHS) MISCELLANEOUS CONSTRUCTION PROJECTS - EXTERNAL FUNDING

PROJECT # 682930

DESCRIPTION: JHS miscellaneous construction projects - external funding

LOCATION: 1611 NW 12 Ave  
 City of Miami

DISTRICT LOCATED: 3  
 DISTRICT(s) SERVED: Countywide

ESTIMATED ANNUAL OPERATING IMPACT: Minimal

REVENUE SCHEDULE:	PRIOR	2009-10	2010-11	2011-12	2012-13	2013-14	2014-15	FUTURE	TOTAL
JMH Foundation	521	2,950	0	0	0	0	0	0	3,471

<b>TOTAL REVENUE:</b>	<b>521</b>	<b>2,950</b>	<b>0</b>	<b>0</b>	<b>0</b>	<b>0</b>	<b>0</b>	<b>0</b>	<b>3,471</b>
-----------------------	------------	--------------	----------	----------	----------	----------	----------	----------	--------------

EXPENDITURE SCHEDULE:	PRIOR	2009-10	2010-11	2011-12	2012-13	2013-14	2014-15	FUTURE	TOTAL
Planning and Design	102	123	0	0	0	0	0	0	225
Construction	419	2,470	0	0	0	0	0	0	2,889
Equipment Acquisition	0	60	0	0	0	0	0	0	60
Project Contingency	0	297	0	0	0	0	0	0	297

<b>TOTAL EXPENDITURES:</b>	<b>521</b>	<b>2,950</b>	<b>0</b>	<b>0</b>	<b>0</b>	<b>0</b>	<b>0</b>	<b>0</b>	<b>3,471</b>
----------------------------	------------	--------------	----------	----------	----------	----------	----------	----------	--------------

STRATEGIC AREA: Health and Human Services  
 DEPARTMENT: Public Health Trust

\*\*\*\*\* FUNDED PROJECTS \*\*\*\*\*  
 (dollars in thousands)

JACKSON SOUTH COMMUNITY HOSPITAL

PROJECT # 681180

DESCRIPTION: Expand hospital facility serving south Miami-Dade County

LOCATION: 9333 SW 152 St

Unincorporated Miami-Dade County

DISTRICT LOCATED: 8

ESTIMATED ANNUAL OPERATING IMPACT: Minimal

DISTRICT(s) SERVED: Countywide

REVENUE SCHEDULE:	PRIOR	2009-10	2010-11	2011-12	2012-13	2013-14	2014-15	FUTURE	TOTAL
JMH Revenue Bonds	50,000	0	0	0	0	0	0	0	50,000
Building Better Communities GOB Program	10,364	21,375	20,261	0	0	0	0	0	52,000

<b>TOTAL REVENUE:</b>	<b>60,364</b>	<b>21,375</b>	<b>20,261</b>	<b>0</b>	<b>0</b>	<b>0</b>	<b>0</b>	<b>0</b>	<b>102,000</b>
-----------------------	---------------	---------------	---------------	----------	----------	----------	----------	----------	----------------

EXPENDITURE SCHEDULE:	PRIOR	2009-10	2010-11	2011-12	2012-13	2013-14	2014-15	FUTURE	TOTAL
Land/Bldg. Acquisition	4,060	0	0	0	0	0	0	0	4,060
Planning and Design	6,895	0	0	0	0	0	0	0	6,895
Construction	11,808	36,103	19,862	0	0	0	0	0	67,773
Equipment Acquisition	3,207	16,853	0	0	0	0	0	0	20,060
Project Contingency	985	1,828	399	0	0	0	0	0	3,212

<b>TOTAL EXPENDITURES:</b>	<b>26,955</b>	<b>54,784</b>	<b>20,261</b>	<b>0</b>	<b>0</b>	<b>0</b>	<b>0</b>	<b>0</b>	<b>102,000</b>
----------------------------	---------------	---------------	---------------	----------	----------	----------	----------	----------	----------------

REHABILITATION BUILDING RENOVATION

PROJECT # 683970

DESCRIPTION: Renovate rehabilitation building to increase utilization and quality of care

LOCATION: 1611 NW 12 Ave

City of Miami

DISTRICT LOCATED: 3

ESTIMATED ANNUAL OPERATING IMPACT: Minimal

DISTRICT(s) SERVED: Countywide

REVENUE SCHEDULE:	PRIOR	2009-10	2010-11	2011-12	2012-13	2013-14	2014-15	FUTURE	TOTAL
JMH Revenue Bonds	20,000	0	0	0	0	0	0	0	20,000

<b>TOTAL REVENUE:</b>	<b>20,000</b>	<b>0</b>	<b>0</b>	<b>0</b>	<b>0</b>	<b>0</b>	<b>0</b>	<b>0</b>	<b>20,000</b>
-----------------------	---------------	----------	----------	----------	----------	----------	----------	----------	---------------

EXPENDITURE SCHEDULE:	PRIOR	2009-10	2010-11	2011-12	2012-13	2013-14	2014-15	FUTURE	TOTAL
Planning and Design	340	2,697	0	0	0	0	0	0	3,037
Construction	1,247	13,493	0	0	0	0	0	0	14,740
Equipment Acquisition	297	1,796	0	0	0	0	0	0	2,093
Construction Contingency	130	0	0	0	0	0	0	0	130

<b>TOTAL EXPENDITURES:</b>	<b>2,014</b>	<b>17,986</b>	<b>0</b>	<b>0</b>	<b>0</b>	<b>0</b>	<b>0</b>	<b>0</b>	<b>20,000</b>
----------------------------	--------------	---------------	----------	----------	----------	----------	----------	----------	---------------

STRATEGIC AREA: Health and Human Services  
 DEPARTMENT: Public Health Trust

\*\*\*\*\* FUNDED PROJECTS \*\*\*\*\*  
 (dollars in thousands)

**RENOVATE AND EXPAND EMERGENCY DEPARTMENT**

**PROJECT # 683870**

DESCRIPTION: Improve Emergency Department facilities including expansion of capacity

LOCATION: 1611 NW 12 Ave  
 City of Miami

DISTRICT LOCATED: 3  
 DISTRICT(s) SERVED: Countywide

ESTIMATED ANNUAL OPERATING IMPACT: Minimal

REVENUE SCHEDULE:	PRIOR	2009-10	2010-11	2011-12	2012-13	2013-14	2014-15	FUTURE	TOTAL
Building Better Communities GOB Program	20,261	0	0	0	0	0	14,739	5,000	40,000

<b>TOTAL REVENUE:</b>	<b>20,261</b>	<b>0</b>	<b>0</b>	<b>0</b>	<b>0</b>	<b>0</b>	<b>14,739</b>	<b>5,000</b>	<b>40,000</b>
-----------------------	---------------	----------	----------	----------	----------	----------	---------------	--------------	---------------

EXPENDITURE SCHEDULE:	PRIOR	2009-10	2010-11	2011-12	2012-13	2013-14	2014-15	FUTURE	TOTAL
Planning and Design	1,004	844	0	0	0	0	0	0	1,848
Construction	9,044	7,600	1,769	0	0	0	14,739	5,000	38,152

<b>TOTAL EXPENDITURES:</b>	<b>10,048</b>	<b>8,444</b>	<b>1,769</b>	<b>0</b>	<b>0</b>	<b>0</b>	<b>14,739</b>	<b>5,000</b>	<b>40,000</b>
----------------------------	---------------	--------------	--------------	----------	----------	----------	---------------	--------------	---------------

**STRATEGIC INITIATIVES**

**PROJECT # 685320**

DESCRIPTION: Provide funding for equipment acquisitions related to strategic initiatives

LOCATION: 1611 NW 12 Ave UM/JHS Medical Center  
 City of Miami

DISTRICT LOCATED: 3  
 DISTRICT(s) SERVED: Countywide

ESTIMATED ANNUAL OPERATING IMPACT: Minimal

REVENUE SCHEDULE:	PRIOR	2009-10	2010-11	2011-12	2012-13	2013-14	2014-15	FUTURE	TOTAL
JMH Depreciation Reserve Account	0	3,000	0	0	0	0	0	0	3,000

<b>TOTAL REVENUE:</b>	<b>0</b>	<b>3,000</b>	<b>0</b>	<b>0</b>	<b>0</b>	<b>0</b>	<b>0</b>	<b>0</b>	<b>3,000</b>
-----------------------	----------	--------------	----------	----------	----------	----------	----------	----------	--------------

EXPENDITURE SCHEDULE:	PRIOR	2009-10	2010-11	2011-12	2012-13	2013-14	2014-15	FUTURE	TOTAL
Equipment Acquisition	0	3,000	0	0	0	0	0	0	3,000

<b>TOTAL EXPENDITURES:</b>	<b>0</b>	<b>3,000</b>	<b>0</b>	<b>0</b>	<b>0</b>	<b>0</b>	<b>0</b>	<b>0</b>	<b>3,000</b>
----------------------------	----------	--------------	----------	----------	----------	----------	----------	----------	--------------

Infrastructure Improvements

**CRITICAL INFRASTRUCTURAL NEEDS**

**PROJECT # 685490**

DESCRIPTION: A/C, ADA, electrical, elevator, fuel storage tank, IT/telecommunications, mechanical, plumbing, roofing, and miscellaneous critical infrastructure projects including certain master plan projects

LOCATION: 1611 NW 12 Ave UM/JMH Medical Campus  
 City of Miami

DISTRICT LOCATED: 3  
 DISTRICT(s) SERVED: Countywide

ESTIMATED ANNUAL OPERATING IMPACT: Minimal

REVENUE SCHEDULE:	PRIOR	2009-10	2010-11	2011-12	2012-13	2013-14	2014-15	FUTURE	TOTAL
JMH Revenue Bonds	74,988	0	0	0	0	0	0	0	74,988
JMH Future Revenue Bonds	0	0	75,776	0	0	0	0	0	75,776

<b>TOTAL REVENUE:</b>	<b>74,988</b>	<b>0</b>	<b>75,776</b>	<b>0</b>	<b>0</b>	<b>0</b>	<b>0</b>	<b>0</b>	<b>150,764</b>
-----------------------	---------------	----------	---------------	----------	----------	----------	----------	----------	----------------

EXPENDITURE SCHEDULE:	PRIOR	2009-10	2010-11	2011-12	2012-13	2013-14	2014-15	FUTURE	TOTAL
Construction	18,876	56,112	75,776	0	0	0	0	0	150,764

<b>TOTAL EXPENDITURES:</b>	<b>18,876</b>	<b>56,112</b>	<b>75,776</b>	<b>0</b>	<b>0</b>	<b>0</b>	<b>0</b>	<b>0</b>	<b>150,764</b>
----------------------------	---------------	---------------	---------------	----------	----------	----------	----------	----------	----------------

STRATEGIC AREA: Health and Human Services  
 DEPARTMENT: Public Housing Agency

\*\*\*\*\* FUNDED PROJECTS \*\*\*\*\*  
 (dollars in thousands)

Public Housing Improvements

**NEW ELDERLY UNITS AT ELIZABETH VIRRICK II**

PROJECT # 803970



DESCRIPTION: Construct new public housing elderly units

LOCATION: 2828 NW 23 Ave  
 City of Miami

DISTRICT LOCATED: 3  
 DISTRICT(s) SERVED: Countywide

ESTIMATED ANNUAL OPERATING IMPACT: Minimal

REVENUE SCHEDULE:	PRIOR	2009-10	2010-11	2011-12	2012-13	2013-14	2014-15	FUTURE	TOTAL
Building Better Communities GOB Program	19	0	0	0	0	0	0	9,981	10,000

<b>TOTAL REVENUE:</b>	<b>19</b>	<b>0</b>	<b>0</b>	<b>0</b>	<b>0</b>	<b>0</b>	<b>0</b>	<b>9,981</b>	<b>10,000</b>
-----------------------	-----------	----------	----------	----------	----------	----------	----------	--------------	---------------

EXPENDITURE SCHEDULE:	PRIOR	2009-10	2010-11	2011-12	2012-13	2013-14	2014-15	FUTURE	TOTAL
Construction	19	0	0	0	0	0	0	9,981	10,000

<b>TOTAL EXPENDITURES:</b>	<b>19</b>	<b>0</b>	<b>0</b>	<b>0</b>	<b>0</b>	<b>0</b>	<b>0</b>	<b>9,981</b>	<b>10,000</b>
----------------------------	-----------	----------	----------	----------	----------	----------	----------	--------------	---------------

**NEW FAMILY UNITS AT VICTORY HOMES**

PROJECT # 808920



DESCRIPTION: Construct new public housing family units

LOCATION: 530 NW 75 St  
 City of Miami

DISTRICT LOCATED: 3  
 DISTRICT(s) SERVED: Countywide

ESTIMATED ANNUAL OPERATING IMPACT: Minimal

REVENUE SCHEDULE:	PRIOR	2009-10	2010-11	2011-12	2012-13	2013-14	2014-15	FUTURE	TOTAL
Building Better Communities GOB Program	19	0	0	0	0	0	0	9,981	10,000

<b>TOTAL REVENUE:</b>	<b>19</b>	<b>0</b>	<b>0</b>	<b>0</b>	<b>0</b>	<b>0</b>	<b>0</b>	<b>9,981</b>	<b>10,000</b>
-----------------------	-----------	----------	----------	----------	----------	----------	----------	--------------	---------------

EXPENDITURE SCHEDULE:	PRIOR	2009-10	2010-11	2011-12	2012-13	2013-14	2014-15	FUTURE	TOTAL
Construction	19	0	0	0	0	0	0	9,981	10,000

<b>TOTAL EXPENDITURES:</b>	<b>19</b>	<b>0</b>	<b>0</b>	<b>0</b>	<b>0</b>	<b>0</b>	<b>0</b>	<b>9,981</b>	<b>10,000</b>
----------------------------	-----------	----------	----------	----------	----------	----------	----------	--------------	---------------

**ADMINISTRATION RELOCATION COST**

PROJECT # 807060

DESCRIPTION: Reimburse partial relocation one time expense for Public Housing Agency from existing locations to Overtown I

LOCATION: Countywide  
 Countywide

DISTRICT LOCATED: Countywide  
 DISTRICT(s) SERVED: Countywide

ESTIMATED ANNUAL OPERATING IMPACT: Minimal

REVENUE SCHEDULE:	PRIOR	2009-10	2010-11	2011-12	2012-13	2013-14	2014-15	FUTURE	TOTAL
Sunshine State Series 2008 Interest	55	0	0	0	0	0	0	0	55

<b>TOTAL REVENUE:</b>	<b>55</b>	<b>0</b>	<b>0</b>	<b>0</b>	<b>0</b>	<b>0</b>	<b>0</b>	<b>0</b>	<b>55</b>
-----------------------	-----------	----------	----------	----------	----------	----------	----------	----------	-----------


EXPENDITURE SCHEDULE:	PRIOR	2009-10	2010-11	2011-12	2012-13	2013-14	2014-15	FUTURE	TOTAL
Other	0	55	0	0	0	0	0	0	55

<b>TOTAL EXPENDITURES:</b>	<b>0</b>	<b>55</b>	<b>0</b>	<b>0</b>	<b>0</b>	<b>0</b>	<b>0</b>	<b>0</b>	<b>55</b>
----------------------------	----------	-----------	----------	----------	----------	----------	----------	----------	-----------

STRATEGIC AREA: Health and Human Services  
 DEPARTMENT: Public Housing Agency

\*\*\*\*\* FUNDED PROJECTS \*\*\*\*\*  
 (dollars in thousands)

ARCHITECTURAL AND INSPECTION SERVICES CAPITAL FUND PROGRAMS (CFP)

PROJECT # 807910 

DESCRIPTION: Reimburse planning, architectural design, and inspections costs for public housing developments

LOCATION: Countywide  
 Countywide

DISTRICT LOCATED: Countywide  
 DISTRICT(S) SERVED: Countywide

ESTIMATED ANNUAL OPERATING IMPACT: Minimal

REVENUE SCHEDULE:	PRIOR	2009-10	2010-11	2011-12	2012-13	2013-14	2014-15	FUTURE	TOTAL
Capital Fund Program (CFP) - 717	399	286	286	287	0	0	0	0	1,258
Capital Fund Program (CFP) - 718	300	300	300	0	0	0	0	0	900
Capital Funds Program (CFP) - 719	0	300	300	300	0	0	0	0	900

<b>TOTAL REVENUE:</b>	<b>699</b>	<b>886</b>	<b>886</b>	<b>587</b>	<b>0</b>	<b>0</b>	<b>0</b>	<b>0</b>	<b>3,058</b>
-----------------------	------------	------------	------------	------------	----------	----------	----------	----------	--------------

EXPENDITURE SCHEDULE:	PRIOR	2009-10	2010-11	2011-12	2012-13	2013-14	2014-15	FUTURE	TOTAL
Planning and Design	699	886	886	587	0	0	0	0	3,058

<b>TOTAL EXPENDITURES:</b>	<b>699</b>	<b>886</b>	<b>886</b>	<b>587</b>	<b>0</b>	<b>0</b>	<b>0</b>	<b>0</b>	<b>3,058</b>
----------------------------	------------	------------	------------	------------	----------	----------	----------	----------	--------------

FUTURE CAPITAL FUNDS PROGRAM

PROJECT # 8062141

DESCRIPTION: Reimburse planning, architectural design, and inspection costs; renovate and repair various housing developments, including accessibility improvements for people with disabilities, other improvements, and future allocations subject to federal funding appropriation

LOCATION: Countywide  
 Countywide

DISTRICT LOCATED: Countywide  
 DISTRICT(S) SERVED: Countywide

ESTIMATED ANNUAL OPERATING IMPACT: Minimal

REVENUE SCHEDULE:	PRIOR	2009-10	2010-11	2011-12	2012-13	2013-14	2014-15	FUTURE	TOTAL
Capital Funds Program (CFP) - Future	0	0	9,925	9,925	9,925	9,925	0	0	39,700

<b>TOTAL REVENUE:</b>	<b>0</b>	<b>0</b>	<b>9,925</b>	<b>9,925</b>	<b>9,925</b>	<b>9,925</b>	<b>0</b>	<b>0</b>	<b>39,700</b>
-----------------------	----------	----------	--------------	--------------	--------------	--------------	----------	----------	---------------


EXPENDITURE SCHEDULE:	PRIOR	2009-10	2010-11	2011-12	2012-13	2013-14	2014-15	FUTURE	TOTAL
Planning and Design	0	0	2,500	2,500	2,500	2,500	0	0	10,000
Construction	0	0	4,325	4,325	4,325	4,325	0	0	17,300
Capital Maintenance	0	0	3,100	3,100	3,100	3,100	0	0	12,400

<b>TOTAL EXPENDITURES:</b>	<b>0</b>	<b>0</b>	<b>9,925</b>	<b>9,925</b>	<b>9,925</b>	<b>9,925</b>	<b>0</b>	<b>0</b>	<b>39,700</b>
----------------------------	----------	----------	--------------	--------------	--------------	--------------	----------	----------	---------------

STRATEGIC AREA: Health and Human Services  
 DEPARTMENT: Public Housing Agency

\*\*\*\*\* FUNDED PROJECTS \*\*\*\*\*  
 (dollars in thousands)

HOPE VI - SCOTT/CARVER HOMES HOUSING PROJECT - PHASE 2

PROJECT # 8061811 

DESCRIPTION: Develop Scott/Carver mixed financed housing - Phase 2

LOCATION: 7226 NW 22 Ave  
 Unincorporated Miami-Dade County

DISTRICT LOCATED: 2  
 DISTRICT(S) SERVED: Countywide

ESTIMATED ANNUAL OPERATING IMPACT: Minimal

REVENUE SCHEDULE:	PRIOR	2009-10	2010-11	2011-12	2012-13	2013-14	2014-15	FUTURE	TOTAL
Hope VI Grant	21,050	0	0	0	0	0	0	0	21,050
Replacement Housing Factor (RHF)	8,834	0	0	0	0	0	0	0	8,834
Capital Asset Acquisition Bond 2007 Proceeds	15,392	0	0	0	0	0	0	0	15,392

<b>TOTAL REVENUE:</b>	<b>45,276</b>	<b>0</b>	<b>0</b>	<b>0</b>	<b>0</b>	<b>0</b>	<b>0</b>	<b>0</b>	<b>45,276</b>
-----------------------	---------------	----------	----------	----------	----------	----------	----------	----------	---------------

EXPENDITURE SCHEDULE:	PRIOR	2009-10	2010-11	2011-12	2012-13	2013-14	2014-15	FUTURE	TOTAL
Site Development	3,000	1,000	2,500	0	0	0	0	0	6,500
Planning and Design	2,195	2,904	1,500	0	0	0	0	0	6,599
Construction	608	5,850	6,729	6,484	1,500	0	0	0	21,171
Other	3,860	2,354	2,513	0	500	0	0	0	9,227
Demolition	1,751	0	28	0	0	0	0	0	1,779

<b>TOTAL EXPENDITURES:</b>	<b>11,414</b>	<b>12,108</b>	<b>13,270</b>	<b>6,484</b>	<b>2,000</b>	<b>0</b>	<b>0</b>	<b>0</b>	<b>45,276</b>
----------------------------	---------------	---------------	---------------	--------------	--------------	----------	----------	----------	---------------

HOUSING SAFETY AND SECURITY IMPROVEMENTS

PROJECT # 809850

DESCRIPTION: Install lighting, fencing, security gates, intercom systems, and video camera system at various public housing developments

LOCATION: Countywide  
 Countywide

DISTRICT LOCATED: Countywide  
 DISTRICT(S) SERVED: Countywide

ESTIMATED ANNUAL OPERATING IMPACT: Minimal

REVENUE SCHEDULE:	PRIOR	2009-10	2010-11	2011-12	2012-13	2013-14	2014-15	FUTURE	TOTAL
Sunshine State Financing	4,800	0	0	0	0	0	0	0	4,800

<b>TOTAL REVENUE:</b>	<b>4,800</b>	<b>0</b>	<b>0</b>	<b>0</b>	<b>0</b>	<b>0</b>	<b>0</b>	<b>0</b>	<b>4,800</b>
-----------------------	--------------	----------	----------	----------	----------	----------	----------	----------	--------------


EXPENDITURE SCHEDULE:	PRIOR	2009-10	2010-11	2011-12	2012-13	2013-14	2014-15	FUTURE	TOTAL
Construction	0	2,000	0	0	0	0	0	0	2,000
Equipment Acquisition	2,800	0	0	0	0	0	0	0	2,800

<b>TOTAL EXPENDITURES:</b>	<b>2,800</b>	<b>2,000</b>	<b>0</b>	<b>0</b>	<b>0</b>	<b>0</b>	<b>0</b>	<b>0</b>	<b>4,800</b>
----------------------------	--------------	--------------	----------	----------	----------	----------	----------	----------	--------------

STRATEGIC AREA: Health and Human Services  
 DEPARTMENT: Public Housing Agency

\*\*\*\*\* FUNDED PROJECTS \*\*\*\*\*  
 (dollars in thousands)

NEW FAMILY UNITS AT LINCOLN GARDENS

PROJECT # 805950 

DESCRIPTION: Construct new public housing family units

LOCATION: 4771 NW 24 Ct  
 Unincorporated Miami-Dade County

DISTRICT LOCATED: 3  
 DISTRICT(s) SERVED: Countywide

ESTIMATED ANNUAL OPERATING IMPACT: Minimal

REVENUE SCHEDULE:	PRIOR	2009-10	2010-11	2011-12	2012-13	2013-14	2014-15	FUTURE	TOTAL
Building Better Communities GOB Program	19	1,500	1,900	8,881	0	0	0	0	12,300

<b>TOTAL REVENUE:</b>	<b>19</b>	<b>1,500</b>	<b>1,900</b>	<b>8,881</b>	<b>0</b>	<b>0</b>	<b>0</b>	<b>0</b>	<b>12,300</b>
-----------------------	-----------	--------------	--------------	--------------	----------	----------	----------	----------	---------------

EXPENDITURE SCHEDULE:	PRIOR	2009-10	2010-11	2011-12	2012-13	2013-14	2014-15	FUTURE	TOTAL
Construction	19	1,500	1,900	8,881	0	0	0	0	12,300

<b>TOTAL EXPENDITURES:</b>	<b>19</b>	<b>1,500</b>	<b>1,900</b>	<b>8,881</b>	<b>0</b>	<b>0</b>	<b>0</b>	<b>0</b>	<b>12,300</b>
----------------------------	-----------	--------------	--------------	--------------	----------	----------	----------	----------	---------------

NON-DWELLING EQUIPMENT CAPITAL FUND PROGRAMS (CFP)

PROJECT # 803040

DESCRIPTION: Replace expendable and non-expendable equipment, repair and upgrade elevators, community room improvements, lobby furniture, air conditioner replacement, fire sprinklers repair, fire system, and alarm replacement in various public housing developments

LOCATION: Countywide  
 Countywide

DISTRICT LOCATED: Countywide  
 DISTRICT(s) SERVED: Countywide

ESTIMATED ANNUAL OPERATING IMPACT: Minimal

REVENUE SCHEDULE:	PRIOR	2009-10	2010-11	2011-12	2012-13	2013-14	2014-15	FUTURE	TOTAL
Capital Funds Program (CFP) - 716	56	54	0	0	0	0	0	0	110
Capital Fund Program (CFP) - 717	130	80	80	81	0	0	0	0	371
Capital Fund Program (CFP) - 718	216	216	216	217	0	0	0	0	865
Capital Funds Program (CFP) - 719	0	216	216	216	217	0	0	0	865

<b>TOTAL REVENUE:</b>	<b>402</b>	<b>566</b>	<b>512</b>	<b>514</b>	<b>217</b>	<b>0</b>	<b>0</b>	<b>0</b>	<b>2,211</b>
-----------------------	------------	------------	------------	------------	------------	----------	----------	----------	--------------

EXPENDITURE SCHEDULE:	PRIOR	2009-10	2010-11	2011-12	2012-13	2013-14	2014-15	FUTURE	TOTAL
Equipment Acquisition	402	566	512	514	217	0	0	0	2,211

<b>TOTAL EXPENDITURES:</b>	<b>402</b>	<b>566</b>	<b>512</b>	<b>514</b>	<b>217</b>	<b>0</b>	<b>0</b>	<b>0</b>	<b>2,211</b>
----------------------------	------------	------------	------------	------------	------------	----------	----------	----------	--------------

STRATEGIC AREA: Health and Human Services  
 DEPARTMENT: Public Housing Agency

\*\*\*\*\* FUNDED PROJECTS \*\*\*\*\*  
 (dollars in thousands)

NON-DWELLING STRUCTURES CAPITAL FUND PROGRAMS (CFP)

PROJECT # 807570

DESCRIPTION: Renovate and repair community centers to be converted to resident services centers according to Uniform Federal Accessibility Standards (UFAS) and Voluntary Compliance Agreement (VCA) standards in various public housing developments

LOCATION: Countywide  
 Countywide

DISTRICT LOCATED: Countywide

ESTIMATED ANNUAL OPERATING IMPACT: Minimal

DISTRICT(S) SERVED: Countywide

REVENUE SCHEDULE:	PRIOR	2009-10	2010-11	2011-12	2012-13	2013-14	2014-15	FUTURE	TOTAL
Capital Fund Program (CFP) - 717	233	212	212	211	0	0	0	0	868
Capital Fund Program (CFP) - 718	263	263	263	261	0	0	0	0	1,050
Capital Funds Program (CFP) - 719	0	263	263	262	262	0	0	0	1,050

TOTAL REVENUE: 496 738 738 734 262 0 0 0 2,968

EXPENDITURE SCHEDULE:	PRIOR	2009-10	2010-11	2011-12	2012-13	2013-14	2014-15	FUTURE	TOTAL
Construction	496	738	738	734	262	0	0	0	2,968

TOTAL EXPENDITURES: 496 738 738 734 262 0 0 0 2,968

SITE IMPROVEMENTS AND DWELLING STRUCTURES CAPITAL FUND PROGRAMS (CFP)

PROJECT # 803250



DESCRIPTION: Perform comprehensive modernization and repairs according to Uniform Federal Accessibility Standards requirements. Modernization and repair of elevators, replace and repair roofs, replace windows and install fire alarm systems in accordance with the American Recovery and Reinvestment Act (ARRA)

LOCATION: Countywide  
 Countywide

DISTRICT LOCATED: Countywide

ESTIMATED ANNUAL OPERATING IMPACT: Minimal

DISTRICT(S) SERVED: Countywide

REVENUE SCHEDULE:	PRIOR	2009-10	2010-11	2011-12	2012-13	2013-14	2014-15	FUTURE	TOTAL
Capital Funds Program (CFP) - 716	5,901	1,874	0	0	0	0	0	0	7,775
Capital Fund Program (CFP) - 717	3,083	973	973	972	0	0	0	0	6,001
Capital Fund Program (CFP) - 718	1,773	1,773	1,773	1,774	0	0	0	0	7,093
Capital Funds Program (CFP) - 719	0	1,773	1,773	1,774	1,773	0	0	0	7,093
Capital Fund Recovery Grant - 749	5,631	6,903	3,737	1,057	0	0	0	0	17,328

TOTAL REVENUE: 16,388 13,296 8,256 5,577 1,773 0 0 0 45,290

EXPENDITURE SCHEDULE:	PRIOR	2009-10	2010-11	2011-12	2012-13	2013-14	2014-15	FUTURE	TOTAL
Construction	16,388	13,296	8,256	5,577	1,773	0	0	0	45,290

TOTAL EXPENDITURES: 16,388 13,296 8,256 5,577 1,773 0 0 0 45,290

STRATEGIC AREA: Health and Human Services  
 DEPARTMENT: Non-Departmental

\*\*\*\*\* FUNDED PROJECTS \*\*\*\*\*  
 (dollars in thousands)

Health Care Facility Improvements

MIAMI BEACH COMMUNITY HEALTH CENTER

PROJECT # 985710

DESCRIPTION: Acquire and renovate existing facility to provide increased delivery of primary health care in the community

LOCATION: 710 Alton Rd  
 Miami Beach

DISTRICT LOCATED: 5  
 DISTRICT(s) SERVED: Countywide

ESTIMATED ANNUAL OPERATING IMPACT: Minimal

REVENUE SCHEDULE:	PRIOR	2009-10	2010-11	2011-12	2012-13	2013-14	2014-15	FUTURE	TOTAL
Building Better Communities GOB Program	7,259	741	0	0	0	0	0	0	8,000

<b>TOTAL REVENUE:</b>	<b>7,259</b>	<b>741</b>	<b>0</b>	<b>0</b>	<b>0</b>	<b>0</b>	<b>0</b>	<b>0</b>	<b>8,000</b>
-----------------------	--------------	------------	----------	----------	----------	----------	----------	----------	--------------

EXPENDITURE SCHEDULE:	PRIOR	2009-10	2010-11	2011-12	2012-13	2013-14	2014-15	FUTURE	TOTAL
Land/Bldg. Acquisition	6,959	0	0	0	0	0	0	0	6,959
Planning and Design	290	10	0	0	0	0	0	0	300
Construction	0	721	0	0	0	0	0	0	721
Construction Management	10	10	0	0	0	0	0	0	20

<b>TOTAL EXPENDITURES:</b>	<b>7,259</b>	<b>741</b>	<b>0</b>	<b>0</b>	<b>0</b>	<b>0</b>	<b>0</b>	<b>0</b>	<b>8,000</b>
----------------------------	--------------	------------	----------	----------	----------	----------	----------	----------	--------------

UNIVERSITY OF MIAMI (UM)/JACKSON MEMORIAL HOSPITAL (JMH) CENTER OF EXCELLENCE FOR HEARING AND COMMUNICATION DISORDERS

PROJECT # 984070

DESCRIPTION: Provide twenty percent funding match to acquire, construct, equip, rehabilitate, and enhance the University of Miami (UM)/Jackson Memorial Hospital (JMH) Center of Excellence for the Diagnosis of Communication Disorders

LOCATION: 120 NW 14 St  
 City of Miami

DISTRICT LOCATED: 3  
 DISTRICT(s) SERVED: Countywide

ESTIMATED ANNUAL OPERATING IMPACT: Minimal

REVENUE SCHEDULE:	PRIOR	2009-10	2010-11	2011-12	2012-13	2013-14	2014-15	FUTURE	TOTAL
Building Better Communities GOB Program	535	4,015	450	0	0	0	0	0	5,000

<b>TOTAL REVENUE:</b>	<b>535</b>	<b>4,015</b>	<b>450</b>	<b>0</b>	<b>0</b>	<b>0</b>	<b>0</b>	<b>0</b>	<b>5,000</b>
-----------------------	------------	--------------	------------	----------	----------	----------	----------	----------	--------------

EXPENDITURE SCHEDULE:	PRIOR	2009-10	2010-11	2011-12	2012-13	2013-14	2014-15	FUTURE	TOTAL
Planning and Design	535	15	0	0	0	0	0	0	550
Construction	0	4,000	450	0	0	0	0	0	4,450

<b>TOTAL EXPENDITURES:</b>	<b>535</b>	<b>4,015</b>	<b>450</b>	<b>0</b>	<b>0</b>	<b>0</b>	<b>0</b>	<b>0</b>	<b>5,000</b>
----------------------------	------------	--------------	------------	----------	----------	----------	----------	----------	--------------

STRATEGIC AREA: Health and Human Services  
 DEPARTMENT: Non-Departmental

\*\*\*\*\* FUNDED PROJECTS \*\*\*\*\*  
 (dollars in thousands)

Human Services Facilities

FISHER HOUSE FOUNDATION SUPPORT

PROJECT # 983750

DESCRIPTION: Provide capital project support to the Fisher House Foundation to complete local facility that will serve families of injured military personnel undergoing recuperative and long-term rehabilitation

LOCATION: Miami-Dade County  
 Countywide

DISTRICT LOCATED: Countywide  
 DISTRICT(s) SERVED: Countywide

ESTIMATED ANNUAL OPERATING IMPACT: Minimal

REVENUE SCHEDULE:	PRIOR	2009-10	2010-11	2011-12	2012-13	2013-14	2014-15	FUTURE	TOTAL
Capital Outlay Reserve	1,000	0	0	0	0	0	0	0	1,000

TOTAL REVENUE:	1,000	0	0	0	0	0	0	0	1,000
----------------	-------	---	---	---	---	---	---	---	-------

EXPENDITURE SCHEDULE:	PRIOR	2009-10	2010-11	2011-12	2012-13	2013-14	2014-15	FUTURE	TOTAL
Grants To Organizations	200	800	0	0	0	0	0	0	1,000

TOTAL EXPENDITURES:	200	800	0	0	0	0	0	0	1,000
---------------------	-----	-----	---	---	---	---	---	---	-------

New Facilities

PUERTO RICAN COMMUNITY CENTER - BUILDING BETTER COMMUNITIES BOND PROGRAM

PROJECT # 111760

DESCRIPTION: Construct or acquire a Puerto Rican Community Center

LOCATION: N Miami Ave and NW 40 St  
 City of Miami

DISTRICT LOCATED: 3  
 DISTRICT(s) SERVED: Countywide

ESTIMATED ANNUAL OPERATING IMPACT: Minimal

REVENUE SCHEDULE:	PRIOR	2009-10	2010-11	2011-12	2012-13	2013-14	2014-15	FUTURE	TOTAL
Building Better Communities GOB Program	10	90	1,400	1,000	0	0	0	0	2,500

TOTAL REVENUE:	10	90	1,400	1,000	0	0	0	0	2,500
----------------	----	----	-------	-------	---	---	---	---	-------

EXPENDITURE SCHEDULE:	PRIOR	2009-10	2010-11	2011-12	2012-13	2013-14	2014-15	FUTURE	TOTAL
Construction	10	90	1,400	1,000	0	0	0	0	2,500

TOTAL EXPENDITURES:	10	90	1,400	1,000	0	0	0	0	2,500
---------------------	----	----	-------	-------	---	---	---	---	-------

New Health Care Facilities

FLORIDA INTERNATIONAL UNIVERSITY COLLEGE OF MEDICINE AMBULATORY CARE CENTER

PROJECT # 989990

DESCRIPTION: New facility to provide increased delivery of primary health care in the community

LOCATION: Florida International University Campus  
 Unincorporated Miami-Dade County

DISTRICT LOCATED: 11  
 DISTRICT(s) SERVED: Countywide

ESTIMATED ANNUAL OPERATING IMPACT: Minimal

REVENUE SCHEDULE:	PRIOR	2009-10	2010-11	2011-12	2012-13	2013-14	2014-15	FUTURE	TOTAL
Building Better Communities Interest Earnings	250	5,000	4,750	0	0	0	0	0	10,000

TOTAL REVENUE:	250	5,000	4,750	0	0	0	0	0	10,000
----------------	-----	-------	-------	---	---	---	---	---	--------

EXPENDITURE SCHEDULE:	PRIOR	2009-10	2010-11	2011-12	2012-13	2013-14	2014-15	FUTURE	TOTAL
Construction	250	5,000	4,750	0	0	0	0	0	10,000

TOTAL EXPENDITURES:	250	5,000	4,750	0	0	0	0	0	10,000
---------------------	-----	-------	-------	---	---	---	---	---	--------

STRATEGIC AREA: Health and Human Services  
 DEPARTMENT: Non-Departmental

\*\*\*\*\* FUNDED PROJECTS \*\*\*\*\*  
 (dollars in thousands)

Other

DEBT SERVICE - PUBLIC HEALTH TRUST (CAPITAL ASSET 2009) PROJECT # 985800

DESCRIPTION: Provide funding for annual debt service payment; financing proceeds used for Public Health Trust equipment and facility improvements

LOCATION: Countywide  
 Countywide

DISTRICT LOCATED: Countywide  
 DISTRICT(s) SERVED: Countywide

ESTIMATED ANNUAL OPERATING IMPACT: Minimal

REVENUE SCHEDULE:	PRIOR	2009-10	2010-11	2011-12	2012-13	2013-14	2014-15	FUTURE	TOTAL
Capital Outlay Reserve	0	3,600	0	0	0	0	0	0	3,600

TOTAL REVENUE: 0 3,600 0 0 0 0 0 0 0 3,600

EXPENDITURE SCHEDULE:	PRIOR	2009-10	2010-11	2011-12	2012-13	2013-14	2014-15	FUTURE	TOTAL
Debt Service Payments	0	3,600	0	0	0	0	0	0	3,600

TOTAL EXPENDITURES: 0 3,600 0 0 0 0 0 0 0 3,600

DEBT SERVICE - PUBLIC HEALTH TRUST (SUNSHINE STATE 2006) PROJECT # 984100

DESCRIPTION: Provide funding for annual debt service payment; financing proceeds will be used for the Public Health Trust equipment and infrastructure

LOCATION: Countywide  
 Countywide

DISTRICT LOCATED: Countywide  
 DISTRICT(s) SERVED: Countywide

ESTIMATED ANNUAL OPERATING IMPACT: Minimal

REVENUE SCHEDULE:	PRIOR	2009-10	2010-11	2011-12	2012-13	2013-14	2014-15	FUTURE	TOTAL
Capital Outlay Reserve	0	3,921	0	0	0	0	0	0	3,921

TOTAL REVENUE: 0 3,921 0 0 0 0 0 0 0 3,921

EXPENDITURE SCHEDULE:	PRIOR	2009-10	2010-11	2011-12	2012-13	2013-14	2014-15	FUTURE	TOTAL
Debt Service Payments	0	3,921	0	0	0	0	0	0	3,921

TOTAL EXPENDITURES: 0 3,921 0 0 0 0 0 0 0 3,921

DEBT SERVICE - PUBLIC HEALTH TRUST EQUIPMENT (SUNSHINE STATE 2005) PROJECT # 984750

DESCRIPTION: Provide funding for annual debt service payment; financing proceeds used for Public Health Trust equipment

LOCATION: Countywide  
 Countywide

DISTRICT LOCATED: Countywide  
 DISTRICT(s) SERVED: Countywide

ESTIMATED ANNUAL OPERATING IMPACT: Minimal

REVENUE SCHEDULE:	PRIOR	2009-10	2010-11	2011-12	2012-13	2013-14	2014-15	FUTURE	TOTAL
Capital Outlay Reserve	0	7,000	0	0	0	0	0	0	7,000

TOTAL REVENUE: 0 7,000 0 0 0 0 0 0 0 7,000

EXPENDITURE SCHEDULE:	PRIOR	2009-10	2010-11	2011-12	2012-13	2013-14	2014-15	FUTURE	TOTAL
Debt Service Payments	0	7,000	0	0	0	0	0	0	7,000

TOTAL EXPENDITURES: 0 7,000 0 0 0 0 0 0 0 7,000

STRATEGIC AREA: Health and Human Services  
 DEPARTMENT: Non-Departmental

\*\*\*\*\* FUNDED PROJECTS \*\*\*\*\*  
 (dollars in thousands)

DEBT SERVICE - PUBLIC HOUSING IMPROVEMENTS (CAPITAL ASSET 2007)

PROJECT # 986760

DESCRIPTION: Provide funding for annual debt service payments; financing proceeds will be used to complete Hope IV, Phase One and Phase Two Projects

LOCATION: Vicinity of NW 71 St and NW 22 Ave  
 Countywide

DISTRICT LOCATED: 2  
 DISTRICT(s) SERVED: Countywide

ESTIMATED ANNUAL OPERATING IMPACT: Minimal

REVENUE SCHEDULE:	PRIOR	2009-10	2010-11	2011-12	2012-13	2013-14	2014-15	FUTURE	TOTAL
Capital Outlay Reserve	5	1,009	0	0	0	0	0	0	1,014

TOTAL REVENUE:	5	1,009	0	0	0	0	0	0	1,014
----------------	---	-------	---	---	---	---	---	---	-------

EXPENDITURE SCHEDULE:	PRIOR	2009-10	2010-11	2011-12	2012-13	2013-14	2014-15	FUTURE	TOTAL
Other	0	1,014	0	0	0	0	0	0	1,014

TOTAL EXPENDITURES:	0	1,014	0	0	0	0	0	0	1,014
---------------------	---	-------	---	---	---	---	---	---	-------

DEBT SERVICE - PUBLIC HOUSING PROJECTS (SUNSHINE STATE 2008)

PROJECT # 985810

DESCRIPTION: Provide funding for annual debt service payments; financing proceeds used to fund equipment and fixed improvements for security-related projects at public housing sites and for Ward Towers close-out costs

LOCATION: Countywide  
 Systemwide

DISTRICT LOCATED: Countywide  
 DISTRICT(s) SERVED: Countywide

ESTIMATED ANNUAL OPERATING IMPACT: Minimal

REVENUE SCHEDULE:	PRIOR	2009-10	2010-11	2011-12	2012-13	2013-14	2014-15	FUTURE	TOTAL
Capital Outlay Reserve	0	725	0	0	0	0	0	0	725

TOTAL REVENUE:	0	725	0	0	0	0	0	0	725
----------------	---	-----	---	---	---	---	---	---	-----

EXPENDITURE SCHEDULE:	PRIOR	2009-10	2010-11	2011-12	2012-13	2013-14	2014-15	FUTURE	TOTAL
Debt Service Payments	0	725	0	0	0	0	0	0	725

TOTAL EXPENDITURES:	0	725	0	0	0	0	0	0	725
---------------------	---	-----	---	---	---	---	---	---	-----

HEALTH CARE FUND - BUILDING BETTER COMMUNITIES BOND PROGRAM

PROJECT # 988710

DESCRIPTION: Provide resources for a health care capital fund to construct and improve emergency and health care facilities countywide

LOCATION: Countywide  
 Countywide

DISTRICT LOCATED: Countywide  
 DISTRICT(s) SERVED: Countywide

ESTIMATED ANNUAL OPERATING IMPACT: Minimal

REVENUE SCHEDULE:	PRIOR	2009-10	2010-11	2011-12	2012-13	2013-14	2014-15	FUTURE	TOTAL
Building Better Communities GOB Program	4,151	7,549	5,300	0	0	0	0	0	17,000

TOTAL REVENUE:	4,151	7,549	5,300	0	0	0	0	0	17,000
----------------	-------	-------	-------	---	---	---	---	---	--------

EXPENDITURE SCHEDULE:	PRIOR	2009-10	2010-11	2011-12	2012-13	2013-14	2014-15	FUTURE	TOTAL
Other	4,151	7,549	5,300	0	0	0	0	0	17,000

TOTAL EXPENDITURES:	4,151	7,549	5,300	0	0	0	0	0	17,000
---------------------	-------	-------	-------	---	---	---	---	---	--------

STRATEGIC AREA: Health and Human Services  
 DEPARTMENT: Non-Departmental

\*\*\*\*\* FUNDED PROJECTS \*\*\*\*\*  
 (dollars in thousands)

NOT-FOR-PROFIT CAPITAL FUND - BUILDING BETTER COMMUNITIES BOND PROGRAM PROJECT # 981030

DESCRIPTION: Provide funding for not-for-profit community-based organizations capital fund to construct and improve public service outreach facilities

LOCATION: Countywide  
 Countywide

DISTRICT LOCATED: Countywide  
 DISTRICT(s) SERVED: Countywide

ESTIMATED ANNUAL OPERATING IMPACT: Minimal

REVENUE SCHEDULE:	PRIOR	2009-10	2010-11	2011-12	2012-13	2013-14	2014-15	FUTURE	TOTAL
Building Better Communities GOB Program	19,772	8,570	1,658	0	0	0	0	0	30,000
<b>TOTAL REVENUE:</b>	<b>19,772</b>	<b>8,570</b>	<b>1,658</b>	<b>0</b>	<b>0</b>	<b>0</b>	<b>0</b>	<b>0</b>	<b>30,000</b>
EXPENDITURE SCHEDULE:	PRIOR	2009-10	2010-11	2011-12	2012-13	2013-14	2014-15	FUTURE	TOTAL
Other	19,772	8,570	1,658	0	0	0	0	0	30,000
<b>TOTAL EXPENDITURES:</b>	<b>19,772</b>	<b>8,570</b>	<b>1,658</b>	<b>0</b>	<b>0</b>	<b>0</b>	<b>0</b>	<b>0</b>	<b>30,000</b>

Victims Services Facilities

DOMESTIC VIOLENCE CENTER PROJECT # 982110

DESCRIPTION: Acquire land, design and construct a 30,000 square foot, 40-bed domestic violence facility in southwest Miami-Dade County to serve battered women and their children

LOCATION: To Be Determined  
 To Be Determined

DISTRICT LOCATED: To Be Determined  
 DISTRICT(s) SERVED: Countywide

ESTIMATED ANNUAL OPERATING IMPACT: \$1,727

REVENUE SCHEDULE:	PRIOR	2009-10	2010-11	2011-12	2012-13	2013-14	2014-15	FUTURE	TOTAL
Food and Beverage Tax	0	7,800	0	0	0	0	0	0	7,800
<b>TOTAL REVENUE:</b>	<b>0</b>	<b>7,800</b>	<b>0</b>	<b>0</b>	<b>0</b>	<b>0</b>	<b>0</b>	<b>0</b>	<b>7,800</b>
EXPENDITURE SCHEDULE:	PRIOR	2009-10	2010-11	2011-12	2012-13	2013-14	2014-15	FUTURE	TOTAL
Land/Bldg. Acquisition	0	1,000	0	0	0	0	0	0	1,000
Planning and Design	0	297	0	0	0	0	0	0	297
Construction	0	5,512	0	0	0	0	0	0	5,512
Art Allowance	0	55	0	0	0	0	0	0	55
Furnishings	0	325	0	0	0	0	0	0	325
Telecommunications	0	35	0	0	0	0	0	0	35
Other	0	300	0	0	0	0	0	0	300
Construction Contingency	0	276	0	0	0	0	0	0	276
<b>TOTAL EXPENDITURES:</b>	<b>0</b>	<b>7,800</b>	<b>0</b>	<b>0</b>	<b>0</b>	<b>0</b>	<b>0</b>	<b>0</b>	<b>7,800</b>

