

Funded Projects RECREATION AND CULTURE



STRATEGIC AREA: Recreation and Culture
 DEPARTMENT: Cultural Affairs

***** FUNDED PROJECTS *****
 (dollars in thousands)

Art in Public Places Projects

ART IN PUBLIC PLACES CONSERVATION AND MAINTENANCE WORK

PROJECT # 923170

DESCRIPTION: Conserve, repair, and maintain artwork at various County buildings

LOCATION: Various Sites
 Various Sites

DISTRICT LOCATED: Countywide
 DISTRICT(s) SERVED: Countywide

ESTIMATED ANNUAL OPERATING IMPACT: Minimal

REVENUE SCHEDULE:	PRIOR	2009-10	2010-11	2011-12	2012-13	2013-14	2014-15	FUTURE	TOTAL
Operating Revenue	749	250	433	500	225	650	653	0	3,460
TOTAL REVENUE:	749	250	433	500	225	650	653	0	3,460
EXPENDITURE SCHEDULE:	PRIOR	2009-10	2010-11	2011-12	2012-13	2013-14	2014-15	FUTURE	TOTAL
Conservation and Maintenance	749	250	433	500	225	650	653	0	3,460
TOTAL EXPENDITURES:	749	250	433	500	225	650	653	0	3,460

Cultural Facilities - New

SOUTH MIAMI-DADE CULTURAL ARTS CENTER

PROJECT # 9140071

DESCRIPTION: Plan, design, and construct a 70,000 square foot, multi-disciplinary cultural arts center with a 966-seat state-of-the-art theater, front-of-house and administrative support spaces, studios, activities spaces, and an outdoor plaza

LOCATION: 10900 SW 211 St
 Town of Cutler Bay

DISTRICT LOCATED: 8
 DISTRICT(s) SERVED: Countywide

ESTIMATED ANNUAL OPERATING IMPACT: \$2,500

REVENUE SCHEDULE:	PRIOR	2009-10	2010-11	2011-12	2012-13	2013-14	2014-15	FUTURE	TOTAL
Interest Earnings	13,500	0	0	0	0	0	0	0	13,500
Florida Division of Cultural Affairs	1,500	0	0	0	0	0	0	0	1,500
Safe Neigh. Parks (SNP) Proceeds	247	0	0	0	0	0	0	0	247
PAC Bond Proceeds	15,851	0	0	0	0	0	0	0	15,851
Building Better Communities GOB Program	9,000	1,000	0	0	0	0	0	0	10,000
Convention Development Taxes – Series 2005B	10,058	0	0	0	0	0	0	0	10,058
TOTAL REVENUE:	50,156	1,000	0	0	0	0	0	0	51,156
EXPENDITURE SCHEDULE:	PRIOR	2009-10	2010-11	2011-12	2012-13	2013-14	2014-15	FUTURE	TOTAL
Site Development	60	0	0	0	0	0	0	0	60
Planning and Design	3,500	805	0	0	0	0	0	0	4,305
Construction	37,111	0	0	0	0	0	0	0	37,111
Art Allowance	722	0	0	0	0	0	0	0	722
Furnishings	0	1,922	0	0	0	0	0	0	1,922
Telecommunications	100	0	0	0	0	0	0	0	100
Project Contingency	3,624	0	0	0	0	0	0	0	3,624
Other	3,312	0	0	0	0	0	0	0	3,312
TOTAL EXPENDITURES:	48,429	2,727	0	0	0	0	0	0	51,156

STRATEGIC AREA: Recreation and Culture
 DEPARTMENT: Cultural Affairs

***** FUNDED PROJECTS *****
 (dollars in thousands)

Facility Improvements

CARIBBEAN MARKETPLACE

PROJECT # 927400

DESCRIPTION: Construct an adaptive re-use of the Caribbean Marketplace to augment the cultural component of the new Little Haiti Cultural Campus, which includes a studio theater, multi-purpose rooms, outdoor performance spaces, and public parking

LOCATION: 5925 NE 2 Ave
 City of Miami

DISTRICT LOCATED: 3
 DISTRICT(s) SERVED: Countywide

ESTIMATED ANNUAL OPERATING IMPACT: \$1

REVENUE SCHEDULE:	PRIOR	2009-10	2010-11	2011-12	2012-13	2013-14	2014-15	FUTURE	TOTAL
Convention Development Taxes – Series 2005B	355	0	0	0	0	0	0	0	355

TOTAL REVENUE:	355	0	0	0	0	0	0	0	355
----------------	-----	---	---	---	---	---	---	---	-----

EXPENDITURE SCHEDULE:	PRIOR	2009-10	2010-11	2011-12	2012-13	2013-14	2014-15	FUTURE	TOTAL
Caribbean Marketplace	0	355	0	0	0	0	0	0	355

TOTAL EXPENDITURES:	0	355	0	0	0	0	0	0	355
---------------------	---	-----	---	---	---	---	---	---	-----

COCONUT GROVE PLAYHOUSE

PROJECT # 921070

DESCRIPTION: Remedy structural deficiencies and improve the programmatic capabilities of the Coconut Grove Playhouse Theater

LOCATION: 3500 Main Hwy
 City of Miami

DISTRICT LOCATED: 7
 DISTRICT(s) SERVED: Countywide

ESTIMATED ANNUAL OPERATING IMPACT: Minimal

REVENUE SCHEDULE:	PRIOR	2009-10	2010-11	2011-12	2012-13	2013-14	2014-15	FUTURE	TOTAL
Convention Development Taxes – Series 2005B	5,000	0	0	0	0	0	0	0	5,000

TOTAL REVENUE:	5,000	0	0	0	0	0	0	0	5,000
----------------	-------	---	---	---	---	---	---	---	-------

EXPENDITURE SCHEDULE:	PRIOR	2009-10	2010-11	2011-12	2012-13	2013-14	2014-15	FUTURE	TOTAL
Coconut Grove Playhouse	0	2,000	3,000	0	0	0	0	0	5,000

TOTAL EXPENDITURES:	0	2,000	3,000	0	0	0	0	0	5,000
---------------------	---	-------	-------	---	---	---	---	---	-------

STRATEGIC AREA: Recreation and Culture
 DEPARTMENT: Cultural Affairs

***** FUNDED PROJECTS *****
 (dollars in thousands)

EXISTING CULTURAL FACILITY UPGRADES

PROJECT # 9140021

DESCRIPTION: Upgrade, restore, and/or expand ten existing performing arts facilities to serve as a network of neighborhood venues for the development of cultural activities

LOCATION: Countywide
 Countywide

DISTRICT LOCATED: Countywide
 DISTRICT(S) SERVED: Countywide

ESTIMATED ANNUAL OPERATING IMPACT: Minimal

REVENUE SCHEDULE:	PRIOR	2009-10	2010-11	2011-12	2012-13	2013-14	2014-15	FUTURE	TOTAL
Interest Earnings	1,055	0	0	0	0	0	0	0	1,055
PAC Bond Proceeds	7,653	0	0	0	0	0	0	0	7,653

TOTAL REVENUE:	8,708	0	0	0	0	0	0	0	8,708
-----------------------	--------------	----------	----------	----------	----------	----------	----------	----------	--------------

EXPENDITURE SCHEDULE:	PRIOR	2009-10	2010-11	2011-12	2012-13	2013-14	2014-15	FUTURE	TOTAL
Project Contingency	8	0	0	0	0	0	0	0	8
Gusman Center for the Performing Arts	3,893	0	0	0	0	0	0	0	3,893
Miami-Dade County Auditorium	300	645	0	0	0	0	0	0	945
Colony Theater	775	0	0	0	0	0	0	0	775
Milander Auditorium	0	300	0	0	0	0	0	0	300
Joseph Caleb Auditorium	0	485	0	0	0	0	0	0	485
African Heritage Cultural Center	1,065	0	0	0	0	0	0	0	1,065
Shores Performing Arts Theater	222	0	0	0	0	0	0	0	222
Manuel Artime Performing Arts Center	145	0	0	0	0	0	0	0	145
Actors' Playhouse - The Miracle Theatre	240	0	0	0	0	0	0	0	240
Lyric Theater	630	0	0	0	0	0	0	0	630

TOTAL EXPENDITURES:	7,278	1,430	0	0	0	0	0	0	8,708
----------------------------	--------------	--------------	----------	----------	----------	----------	----------	----------	--------------

Other

CULTURAL AFFAIRS PROJECTS - BUILDING BETTER COMMUNITIES BOND PROGRAM

PROJECT # 928240

DESCRIPTION: Plan, construct, and improve various Cultural Affairs capital projects with funds from the Building Better Communities General Obligation Bond Program

LOCATION: Countywide
 Countywide

DISTRICT LOCATED: Countywide
 DISTRICT(S) SERVED: Countywide

ESTIMATED ANNUAL OPERATING IMPACT: Minimal

REVENUE SCHEDULE:	PRIOR	2009-10	2010-11	2011-12	2012-13	2013-14	2014-15	FUTURE	TOTAL
Building Better Communities GOB Program	9,417	13,556	12,950	9,727	7,600	8,000	2,450	6,300	70,000

TOTAL REVENUE:	9,417	13,556	12,950	9,727	7,600	8,000	2,450	6,300	70,000
-----------------------	--------------	---------------	---------------	--------------	--------------	--------------	--------------	--------------	---------------

EXPENDITURE SCHEDULE:	PRIOR	2009-10	2010-11	2011-12	2012-13	2013-14	2014-15	FUTURE	TOTAL
Lyric Theater	1,600	2,274	3,500	2,626	0	0	0	0	10,000
Coconut Grove Playhouse	0	1,000	1,300	5,100	2,100	700	0	4,800	15,000
Carver Theater	0	1,500	500	500	500	2,000	0	0	5,000
Cuban Museum	6,218	3,782	0	0	0	0	0	0	10,000
Fairchild Tropical Botanic Garden	1,500	2,500	2,000	1,000	4,000	4,000	0	0	15,000
Florida Grand Opera	0	100	4,900	0	0	0	0	0	5,000
Wolfsonian	100	2,400	750	500	1,000	1,300	2,450	1,500	10,000


TOTAL EXPENDITURES:	9,418	13,556	12,950	9,726	7,600	8,000	2,450	6,300	70,000
----------------------------	--------------	---------------	---------------	--------------	--------------	--------------	--------------	--------------	---------------

STRATEGIC AREA: Recreation and Culture
 DEPARTMENT: Library

***** FUNDED PROJECTS *****
 (dollars in thousands)

Library Facilities - New

ARCOLA LAKES BRANCH LIBRARY

PROJECT # 9045510 

DESCRIPTION: Construct a 9,670 square foot branch library in County Commission District 2

LOCATION: 799 NW 81 St

Unincorporated Miami-Dade County

DISTRICT LOCATED: 2

ESTIMATED ANNUAL OPERATING IMPACT: \$1,112

DISTRICT(s) SERVED: 2


REVENUE SCHEDULE:	PRIOR	2009-10	2010-11	2011-12	2012-13	2013-14	2014-15	FUTURE	TOTAL
Miami-Dade Library Taxing District	1,822	419	0	0	0	0	0	0	2,241
Capital Asset Acquisition Bond 2007 Proceeds	4,525	0	0	0	0	0	0	0	4,525

TOTAL REVENUE: 6,347 419 0 0 0 0 0 0 0 6,766

EXPENDITURE SCHEDULE:	PRIOR	2009-10	2010-11	2011-12	2012-13	2013-14	2014-15	FUTURE	TOTAL
Land/Bldg. Acquisition	1,484	0	0	0	0	0	0	0	1,484
Planning and Design	504	0	0	0	0	0	0	0	504
Construction	1,182	2,351	1,173	0	0	0	0	0	4,706
Art Allowance	18	36	18	0	0	0	0	0	72

TOTAL EXPENDITURES: 3,188 2,387 1,191 0 0 0 0 0 0 6,766

DORAL BRANCH LIBRARY

PROJECT # 906640 

DESCRIPTION: Construct a 15,000 square foot branch library in Doral

LOCATION: To Be Determined

Doral

DISTRICT LOCATED: 12

ESTIMATED ANNUAL OPERATING IMPACT: \$1,725

DISTRICT(s) SERVED: 12

REVENUE SCHEDULE:	PRIOR	2009-10	2010-11	2011-12	2012-13	2013-14	2014-15	FUTURE	TOTAL
Building Better Communities GOB Program	100	1,900	0	0	0	0	272	6,728	9,000

TOTAL REVENUE: 100 1,900 0 0 0 0 0 272 6,728 9,000


EXPENDITURE SCHEDULE:	PRIOR	2009-10	2010-11	2011-12	2012-13	2013-14	2014-15	FUTURE	TOTAL
Land/Bldg. Acquisition	100	1,900	0	0	0	0	0	0	2,000
Planning and Design	0	0	0	0	0	0	136	952	1,088
Construction	0	0	0	0	0	0	134	5,767	5,901
Art Allowance	0	0	0	0	0	0	2	9	11

TOTAL EXPENDITURES: 100 1,900 0 0 0 0 0 272 6,728 9,000

STRATEGIC AREA: Recreation and Culture
 DEPARTMENT: Library

***** FUNDED PROJECTS *****
 (dollars in thousands)

HIALEAH GARDENS BRANCH LIBRARY

PROJECT # 903240 

DESCRIPTION: Construct a 15,000 square foot branch library in Hialeah Gardens

LOCATION: 13501 NW 107 Ave
 Hialeah Gardens

DISTRICT LOCATED: 12
 DISTRICT(s) SERVED: 12

ESTIMATED ANNUAL OPERATING IMPACT: \$1,725


REVENUE SCHEDULE:	PRIOR	2009-10	2010-11	2011-12	2012-13	2013-14	2014-15	FUTURE	TOTAL
Building Better Communities GOB Program	0	1,550	0	0	0	0	805	6,645	9,000

TOTAL REVENUE:	0	1,550	0	0	0	0	805	6,645	9,000
-----------------------	----------	--------------	----------	----------	----------	----------	------------	--------------	--------------

EXPENDITURE SCHEDULE:	PRIOR	2009-10	2010-11	2011-12	2012-13	2013-14	2014-15	FUTURE	TOTAL
Land/Bldg. Acquisition	0	1,550	0	0	0	0	0	0	1,550
Planning and Design	0	0	0	0	0	0	715	0	715
Construction	0	0	0	0	0	0	89	6,545	6,634
Art Allowance	0	0	0	0	0	0	1	100	101

TOTAL EXPENDITURES:	0	1,550	0	0	0	0	805	6,645	9,000
----------------------------	----------	--------------	----------	----------	----------	----------	------------	--------------	--------------

KILLIAN BRANCH LIBRARY

PROJECT # 908050 

DESCRIPTION: Construct a 15,000 square foot branch library in the Killian area

LOCATION: To Be Determined
 Unincorporated Miami-Dade County

DISTRICT LOCATED: 8
 DISTRICT(s) SERVED: 8

ESTIMATED ANNUAL OPERATING IMPACT: \$1,725

REVENUE SCHEDULE:	PRIOR	2009-10	2010-11	2011-12	2012-13	2013-14	2014-15	FUTURE	TOTAL
Building Better Communities GOB Program	12	1,988	0	0	0	0	238	6,762	9,000

TOTAL REVENUE:	12	1,988	0	0	0	0	238	6,762	9,000
-----------------------	-----------	--------------	----------	----------	----------	----------	------------	--------------	--------------

EXPENDITURE SCHEDULE:	PRIOR	2009-10	2010-11	2011-12	2012-13	2013-14	2014-15	FUTURE	TOTAL
Land/Bldg. Acquisition	12	1,988	0	0	0	0	0	0	2,000
Planning and Design	0	0	0	0	0	0	119	833	952
Construction	0	0	0	0	0	0	117	5,840	5,957
Art Allowance	0	0	0	0	0	0	2	89	91

TOTAL EXPENDITURES:	12	1,988	0	0	0	0	238	6,762	9,000
----------------------------	-----------	--------------	----------	----------	----------	----------	------------	--------------	--------------

STRATEGIC AREA: Recreation and Culture
 DEPARTMENT: Library

***** FUNDED PROJECTS *****
 (dollars in thousands)

NEW HISPANIC LIBRARY - CARRFOUR VILLA AURORA

PROJECT # 908880



DESCRIPTION: Construct a 12,000 square foot branch library in the Little Havana area (see also Carrfour Villa Aurora - New Hispanic Library)

LOCATION: 1398 SW 1 St
 City of Miami

DISTRICT LOCATED: 5
 DISTRICT(s) SERVED: 5

ESTIMATED ANNUAL OPERATING IMPACT: \$1,380

REVENUE SCHEDULE:	PRIOR	2009-10	2010-11	2011-12	2012-13	2013-14	2014-15	FUTURE	TOTAL
Miami-Dade Library Taxing District	1,025	0	0	0	0	0	0	0	1,025
Capital Asset Acquisition Bond 2007 Proceeds	1,925	0	0	0	0	0	0	0	1,925

TOTAL REVENUE: 2,950 0 0 0 0 0 0 0 0 2,950

EXPENDITURE SCHEDULE:	PRIOR	2009-10	2010-11	2011-12	2012-13	2013-14	2014-15	FUTURE	TOTAL
Planning and Design	1	0	0	0	0	0	0	0	1
Construction	2,506	443	0	0	0	0	0	0	2,949

TOTAL EXPENDITURES: 2,507 443 0 0 0 0 0 0 0 2,950

NORTHEAST REGIONAL LIBRARY

PROJECT # 908680



DESCRIPTION: Renovate and rehabilitate projects to include the demolition and reconstruction of library facility

LOCATION: 2930 Aventura Blvd
 Aventura

DISTRICT LOCATED: 4
 DISTRICT(s) SERVED: Countywide

ESTIMATED ANNUAL OPERATING IMPACT: Minimal

REVENUE SCHEDULE:	PRIOR	2009-10	2010-11	2011-12	2012-13	2013-14	2014-15	FUTURE	TOTAL
Miami-Dade Library Taxing District	490	403	6,384	5,233	0	0	0	0	12,510
Building Better Communities GOB Program	805	277	1,030	378	0	0	0	0	2,490

TOTAL REVENUE: 1,295 680 7,414 5,611 0 0 0 0 0 15,000

EXPENDITURE SCHEDULE:	PRIOR	2009-10	2010-11	2011-12	2012-13	2013-14	2014-15	FUTURE	TOTAL
Planning and Design	465	61	0	0	0	0	0	0	526
Construction	0	337	8,741	4,869	0	0	0	0	13,947
Art Allowance	0	5	133	74	0	0	0	0	212
Demolition	315	0	0	0	0	0	0	0	315

TOTAL EXPENDITURES: 780 403 8,874 4,943 0 0 0 0 0 15,000

STRATEGIC AREA: Recreation and Culture
 DEPARTMENT: Library

***** FUNDED PROJECTS *****
 (dollars in thousands)

Library Facilities - Repairs and Renovations

ALLAPATTAH BRANCH LIBRARY

PROJECT # 904620



DESCRIPTION: Renovate and rehabilitate the Allapattah Branch Library

LOCATION: 1799 NW 35 St
 City of Miami

DISTRICT LOCATED: 3
 DISTRICT(S) SERVED: 3

ESTIMATED ANNUAL OPERATING IMPACT: Minimal

REVENUE SCHEDULE:	PRIOR	2009-10	2010-11	2011-12	2012-13	2013-14	2014-15	FUTURE	TOTAL
Building Better Communities GOB Program	0	0	0	0	65	313	42	0	420

TOTAL REVENUE: 0 0 0 0 65 313 42 0 420

EXPENDITURE SCHEDULE:	PRIOR	2009-10	2010-11	2011-12	2012-13	2013-14	2014-15	FUTURE	TOTAL
Planning and Design	0	0	0	0	57	0	0	0	57
Construction	0	0	0	0	8	313	42	0	363

TOTAL EXPENDITURES: 0 0 0 0 65 313 42 0 420

COCONUT GROVE BRANCH LIBRARY

PROJECT # 907690



DESCRIPTION: Renovate and rehabilitate project to include ADA accessibility and expansion of public service areas

LOCATION: 2875 McFarlane Rd
 City of Miami

DISTRICT LOCATED: 7
 DISTRICT(S) SERVED: 7

ESTIMATED ANNUAL OPERATING IMPACT: Minimal

REVENUE SCHEDULE:	PRIOR	2009-10	2010-11	2011-12	2012-13	2013-14	2014-15	FUTURE	TOTAL
Building Better Communities GOB Program	57	94	172	2	0	0	0	0	325
Capital Asset Acquisition Bond 2007 Proceeds	1,727	0	0	0	0	0	0	0	1,727

TOTAL REVENUE: 1,784 94 172 2 0 0 0 0 0 2,052

EXPENDITURE SCHEDULE:	PRIOR	2009-10	2010-11	2011-12	2012-13	2013-14	2014-15	FUTURE	TOTAL
Planning and Design	50	0	0	0	0	0	0	0	50
Construction	7	872	1,121	2	0	0	0	0	2,002

TOTAL EXPENDITURES: 57 872 1,121 2 0 0 0 0 0 2,052

STRATEGIC AREA: Recreation and Culture
 DEPARTMENT: Library

***** FUNDED PROJECTS *****
 (dollars in thousands)

CORAL GABLES BRANCH LIBRARY PHASE II

PROJECT # 901060



DESCRIPTION: Renovate and rehabilitate project to include all interior remodeling, entrance plazas, and fountains

LOCATION: 3443 Segovia St
 Coral Gables

DISTRICT LOCATED: 7
 DISTRICT(S) SERVED: 7

ESTIMATED ANNUAL OPERATING IMPACT: Minimal

REVENUE SCHEDULE:	PRIOR	2009-10	2010-11	2011-12	2012-13	2013-14	2014-15	FUTURE	TOTAL
Miami-Dade Library Taxing District	0	0	700	775	775	0	0	0	2,250
Building Better Communities GOB Program	91	335	154	0	0	0	0	0	580
Capital Asset Acquisition Bond 2007 Proceeds	1,010	0	0	0	0	0	0	0	1,010

TOTAL REVENUE: 1,101 335 854 775 775 0 0 0 3,840

EXPENDITURE SCHEDULE:	PRIOR	2009-10	2010-11	2011-12	2012-13	2013-14	2014-15	FUTURE	TOTAL
Planning and Design	79	0	0	0	0	0	0	0	79
Construction	12	1,345	447	979	978	0	0	0	3,761

TOTAL EXPENDITURES: 91 1,345 447 979 978 0 0 0 3,840

CORAL REEF BRANCH LIBRARY

PROJECT # 904340

DESCRIPTION: Renovate and rehabilitate project scope of work underdevelopment

LOCATION: 9211 Coral Reef Dr
 Unincorporated Miami-Dade County

DISTRICT LOCATED: 8
 DISTRICT(S) SERVED: 8

ESTIMATED ANNUAL OPERATING IMPACT: Minimal

REVENUE SCHEDULE:	PRIOR	2009-10	2010-11	2011-12	2012-13	2013-14	2014-15	FUTURE	TOTAL
Miami-Dade Library Taxing District	100	90	200	600	0	0	0	0	990
Building Better Communities GOB Program	30	76	227	237	0	0	0	0	570

TOTAL REVENUE: 130 166 427 837 0 0 0 0 1,560


EXPENDITURE SCHEDULE:	PRIOR	2009-10	2010-11	2011-12	2012-13	2013-14	2014-15	FUTURE	TOTAL
Planning and Design	120	57	0	0	0	0	0	0	177
Construction	10	109	427	837	0	0	0	0	1,383

TOTAL EXPENDITURES: 130 166 427 837 0 0 0 0 1,560

STRATEGIC AREA: Recreation and Culture
 DEPARTMENT: Library

***** FUNDED PROJECTS *****
 (dollars in thousands)

CULMER/OVERTOWN BRANCH LIBRARY PHASE I

PROJECT # 904520 

DESCRIPTION: Upgrade bathrooms to meet ADA compliance requirements

LOCATION: 350 NW 13 St
 City of Miami

DISTRICT LOCATED: 3
 DISTRICT(s) SERVED: 3

ESTIMATED ANNUAL OPERATING IMPACT: Minimal


REVENUE SCHEDULE:	PRIOR	2009-10	2010-11	2011-12	2012-13	2013-14	2014-15	FUTURE	TOTAL
Building Better Communities GOB Program	0	10	225	0	0	0	0	0	235
Capital Asset Acquisition Bond 2007 Proceeds	105	0	0	0	0	0	0	0	105

TOTAL REVENUE: 105 10 225 0 0 0 0 0 0 340

EXPENDITURE SCHEDULE:	PRIOR	2009-10	2010-11	2011-12	2012-13	2013-14	2014-15	FUTURE	TOTAL
Planning and Design	28	0	0	0	0	0	0	0	28
Construction	77	10	225	0	0	0	0	0	312

TOTAL EXPENDITURES: 105 10 225 0 0 0 0 0 0 340

EDISON BRANCH LIBRARY PHASE I

PROJECT # 904290 

DESCRIPTION: Renovate and rehabilitate project to include ADA accessibility, hurricane proof windows and doors, and the remodeling of the childrens enclosure

LOCATION: 531 NW 62 Street
 City of Miami

DISTRICT LOCATED: 3
 DISTRICT(s) SERVED: 3

ESTIMATED ANNUAL OPERATING IMPACT: Minimal

REVENUE SCHEDULE:	PRIOR	2009-10	2010-11	2011-12	2012-13	2013-14	2014-15	FUTURE	TOTAL
Capital Asset Acquisition Bond 2007 Proceeds	930	0	0	0	0	0	0	0	930

TOTAL REVENUE: 930 0 0 0 0 0 0 0 0 930

EXPENDITURE SCHEDULE:	PRIOR	2009-10	2010-11	2011-12	2012-13	2013-14	2014-15	FUTURE	TOTAL
Planning and Design	93	0	0	0	0	0	0	0	93
Construction	6	243	588	0	0	0	0	0	837

TOTAL EXPENDITURES: 99 243 588 0 0 0 0 0 0 930

EDISON BRANCH LIBRARY PHASE II

PROJECT # 904360

DESCRIPTION: Renovate and rehabilitate the Edison Branch Library Phase II

LOCATION: 531 NW 62 St
 City of Miami

DISTRICT LOCATED: 3
 DISTRICT(s) SERVED: 3

ESTIMATED ANNUAL OPERATING IMPACT: Minimal

REVENUE SCHEDULE:	PRIOR	2009-10	2010-11	2011-12	2012-13	2013-14	2014-15	FUTURE	TOTAL
Building Better Communities GOB Program	0	0	0	0	0	0	0	835	835

TOTAL REVENUE: 0 0 0 0 0 0 0 0 835 835


EXPENDITURE SCHEDULE:	PRIOR	2009-10	2010-11	2011-12	2012-13	2013-14	2014-15	FUTURE	TOTAL
Construction	0	0	0	0	0	0	0	835	835

TOTAL EXPENDITURES: 0 0 0 0 0 0 0 0 835 835

STRATEGIC AREA: Recreation and Culture
 DEPARTMENT: Library

***** FUNDED PROJECTS *****
 (dollars in thousands)

GRAPELAND HEIGHTS BRANCH LIBRARY

PROJECT # 903150 

DESCRIPTION: Renovate and rehabilitate the Grapeland Heights Branch Library

LOCATION: To Be Determined
 City of Miami

DISTRICT LOCATED:
 DISTRICT(S) SERVED:

ESTIMATED ANNUAL OPERATING IMPACT: Minimal


REVENUE SCHEDULE:	PRIOR	2009-10	2010-11	2011-12	2012-13	2013-14	2014-15	FUTURE	TOTAL
Building Better Communities GOB Program	0	0	0	0	0	0	242	308	550

TOTAL REVENUE:	0	0	0	0	0	0	242	308	550
-----------------------	----------	----------	----------	----------	----------	----------	------------	------------	------------

EXPENDITURE SCHEDULE:	PRIOR	2009-10	2010-11	2011-12	2012-13	2013-14	2014-15	FUTURE	TOTAL
Planning and Design	0	0	0	0	0	0	40	0	40
Construction	0	0	0	0	0	0	202	308	510

TOTAL EXPENDITURES:	0	0	0	0	0	0	242	308	550
----------------------------	----------	----------	----------	----------	----------	----------	------------	------------	------------

KENDALL BRANCH LIBRARY

PROJECT # 908160 

DESCRIPTION: Renovate and rehabilitate project to include new facade, hurricane windows and doors, and ADA compliance throughout entire library

LOCATION: 9101 SW 97 Ave
 Unincorporated Miami-Dade County

DISTRICT LOCATED: 8
 DISTRICT(S) SERVED: 8

ESTIMATED ANNUAL OPERATING IMPACT: Minimal


REVENUE SCHEDULE:	PRIOR	2009-10	2010-11	2011-12	2012-13	2013-14	2014-15	FUTURE	TOTAL
Miami-Dade Library Taxing District	0	0	293	201	1,084	1,318	0	0	2,896
Building Better Communities GOB Program	160	304	51	0	0	0	0	0	515

TOTAL REVENUE:	160	304	344	201	1,084	1,318	0	0	3,411
-----------------------	------------	------------	------------	------------	--------------	--------------	----------	----------	--------------

EXPENDITURE SCHEDULE:	PRIOR	2009-10	2010-11	2011-12	2012-13	2013-14	2014-15	FUTURE	TOTAL
Planning and Design	68	0	0	0	0	0	0	0	68
Construction	92	304	344	201	1,084	1,318	0	0	3,343

TOTAL EXPENDITURES:	160	304	344	201	1,084	1,318	0	0	3,411
----------------------------	------------	------------	------------	------------	--------------	--------------	----------	----------	--------------

KEY BISCAYNE BRANCH LIBRARY

PROJECT # 905640 

DESCRIPTION: Renovate and rehabilitate the Key Biscayne Branch Library

LOCATION: 299 Crandon Blvd
 Key Biscayne

DISTRICT LOCATED: 7
 DISTRICT(S) SERVED: 7

ESTIMATED ANNUAL OPERATING IMPACT: Minimal

REVENUE SCHEDULE:	PRIOR	2009-10	2010-11	2011-12	2012-13	2013-14	2014-15	FUTURE	TOTAL
Building Better Communities GOB Program	0	0	0	0	0	0	46	239	285

TOTAL REVENUE:	0	0	0	0	0	0	46	239	285
-----------------------	----------	----------	----------	----------	----------	----------	-----------	------------	------------

EXPENDITURE SCHEDULE:	PRIOR	2009-10	2010-11	2011-12	2012-13	2013-14	2014-15	FUTURE	TOTAL
Planning and Design	0	0	0	0	0	0	40	0	40
Construction	0	0	0	0	0	0	6	239	245

TOTAL EXPENDITURES:	0	0	0	0	0	0	46	239	285
----------------------------	----------	----------	----------	----------	----------	----------	-----------	------------	------------

STRATEGIC AREA: Recreation and Culture
 DEPARTMENT: Library

***** FUNDED PROJECTS *****
 (dollars in thousands)

LEMON CITY BRANCH LIBRARY

PROJECT # 901240 

DESCRIPTION: Renovate and rehabilitate the Lemon City Branch Library

LOCATION: 430 NE 61 St
 City of Miami

DISTRICT LOCATED: 3
 DISTRICT(s) SERVED: 3

ESTIMATED ANNUAL OPERATING IMPACT: Minimal

REVENUE SCHEDULE:	PRIOR	2009-10	2010-11	2011-12	2012-13	2013-14	2014-15	FUTURE	TOTAL
Building Better Communities GOB Program	0	0	0	0	0	46	239	20	305

TOTAL REVENUE:	0	0	0	0	0	46	239	20	305
-----------------------	----------	----------	----------	----------	----------	-----------	------------	-----------	------------

EXPENDITURE SCHEDULE:	PRIOR	2009-10	2010-11	2011-12	2012-13	2013-14	2014-15	FUTURE	TOTAL
Planning and Design	0	0	0	0	0	37	0	0	37
Construction	0	0	0	0	0	9	239	20	268

TOTAL EXPENDITURES:	0	0	0	0	0	46	239	20	305
----------------------------	----------	----------	----------	----------	----------	-----------	------------	-----------	------------

LITTLE RIVER BRANCH LIBRARY

PROJECT # 9010560 

DESCRIPTION: Renovate and rehabilitate project to include new facade, hurricane windows and doors, and ADA compliance throughout entire library

LOCATION: 110 NE 79 Street
 City of Miami

DISTRICT LOCATED: 3
 DISTRICT(s) SERVED: 3

ESTIMATED ANNUAL OPERATING IMPACT: Minimal

REVENUE SCHEDULE:	PRIOR	2009-10	2010-11	2011-12	2012-13	2013-14	2014-15	FUTURE	TOTAL
Miami-Dade Library Taxing District	0	328	110	0	0	0	0	0	438
Building Better Communities GOB Program	77	253	315	0	0	0	0	0	645
Capital Asset Acquisition Bond 2007 Proceeds	2,917	0	0	0	0	0	0	0	2,917

TOTAL REVENUE:	2,994	581	425	0	0	0	0	0	4,000
-----------------------	--------------	------------	------------	----------	----------	----------	----------	----------	--------------

EXPENDITURE SCHEDULE:	PRIOR	2009-10	2010-11	2011-12	2012-13	2013-14	2014-15	FUTURE	TOTAL
Land/Bldg. Acquisition	1,500	0	0	0	0	0	0	0	1,500
Planning and Design	365	10	0	0	0	0	0	0	375
Construction	56	320	1,749	0	0	0	0	0	2,125

TOTAL EXPENDITURES:	1,921	330	1,749	0	0	0	0	0	4,000
----------------------------	--------------	------------	--------------	----------	----------	----------	----------	----------	--------------

STRATEGIC AREA: Recreation and Culture
 DEPARTMENT: Library

***** FUNDED PROJECTS *****
 (dollars in thousands)

MAIN BRANCH LIBRARY

PROJECT # 909220



DESCRIPTION: Remodel first floor to include new flooring and children's area

LOCATION: 101 W Flagler St
 City of Miami

DISTRICT LOCATED: 5
 DISTRICT(S) SERVED: Countywide

ESTIMATED ANNUAL OPERATING IMPACT: Minimal

REVENUE SCHEDULE:	PRIOR	2009-10	2010-11	2011-12	2012-13	2013-14	2014-15	FUTURE	TOTAL
Building Better Communities GOB Program	138	167	796	594	70	0	0	0	1,765

TOTAL REVENUE:	138	167	796	594	70	0	0	0	1,765
-----------------------	------------	------------	------------	------------	-----------	----------	----------	----------	--------------

EXPENDITURE SCHEDULE:	PRIOR	2009-10	2010-11	2011-12	2012-13	2013-14	2014-15	FUTURE	TOTAL
Planning and Design	117	123	0	0	0	0	0	0	240
Construction	20	45	796	594	70	0	0	0	1,525

TOTAL EXPENDITURES:	137	168	796	594	70	0	0	0	1,765
----------------------------	------------	------------	------------	------------	-----------	----------	----------	----------	--------------

MIAMI LAKES BRANCH LIBRARY

PROJECT # 905710



DESCRIPTION: Renovate and rehabilitate project to include new facade, hurricane windows and doors, and ADA compliance throughout entire library

LOCATION: 6699 Windmill Gate Rd
 Miami Lakes

DISTRICT LOCATED: 13
 DISTRICT(S) SERVED: 13

ESTIMATED ANNUAL OPERATING IMPACT: Minimal

REVENUE SCHEDULE:	PRIOR	2009-10	2010-11	2011-12	2012-13	2013-14	2014-15	FUTURE	TOTAL
Miami-Dade Library Taxing District	278	826	1,197	924	775	0	0	0	4,000
Building Better Communities GOB Program	300	60	0	0	0	0	0	0	360
Capital Asset Acquisition Bond 2007 Proceeds	500	0	0	0	0	0	0	0	500

TOTAL REVENUE:	1,078	886	1,197	924	775	0	0	0	4,860
-----------------------	--------------	------------	--------------	------------	------------	----------	----------	----------	--------------

EXPENDITURE SCHEDULE:	PRIOR	2009-10	2010-11	2011-12	2012-13	2013-14	2014-15	FUTURE	TOTAL
Planning and Design	222	0	0	0	0	0	0	0	222
Construction	153	600	800	1,200	1,885	0	0	0	4,638

TOTAL EXPENDITURES:	375	600	800	1,200	1,885	0	0	0	4,860
----------------------------	------------	------------	------------	--------------	--------------	----------	----------	----------	--------------

STRATEGIC AREA: Recreation and Culture
 DEPARTMENT: Library

***** FUNDED PROJECTS *****
 (dollars in thousands)

MIAMI SPRINGS BRANCH LIBRARY

PROJECT # 905940



DESCRIPTION: Renovate and rehabilitate project to include new facade, new roof, hurricane windows and doors, and ADA compliance throughout entire Library

LOCATION: 401 Westward Dr
 Miami Springs

DISTRICT LOCATED: 6
 DISTRICT(s) SERVED: 6

ESTIMATED ANNUAL OPERATING IMPACT: Minimal

REVENUE SCHEDULE:	PRIOR	2009-10	2010-11	2011-12	2012-13	2013-14	2014-15	FUTURE	TOTAL
Building Better Communities GOB Program	415	0	0	0	0	0	0	0	415
Capital Asset Acquisition Bond 2007 Proceeds	503	0	0	0	0	0	0	0	503

TOTAL REVENUE: 918 0 0 0 0 0 0 0 0 918

EXPENDITURE SCHEDULE:	PRIOR	2009-10	2010-11	2011-12	2012-13	2013-14	2014-15	FUTURE	TOTAL
Planning and Design	87	0	0	0	0	0	0	0	87
Construction	831	0	0	0	0	0	0	0	831

TOTAL EXPENDITURES: 918 0 0 0 0 0 0 0 0 918

MISCELLANEOUS REPAIRS AND RENOVATIONS

PROJECT # 904250

DESCRIPTION: Renovate and rehabilitate projects to be determined

LOCATION: Countywide
 Countywide

DISTRICT LOCATED: Countywide
 DISTRICT(s) SERVED: Countywide

ESTIMATED ANNUAL OPERATING IMPACT: Minimal

REVENUE SCHEDULE:	PRIOR	2009-10	2010-11	2011-12	2012-13	2013-14	2014-15	FUTURE	TOTAL
Miami-Dade Library Taxing District	0	0	0	0	866	2,182	3,500	5,000	11,548

TOTAL REVENUE: 0 0 0 0 866 2,182 3,500 5,000 11,548

EXPENDITURE SCHEDULE:	PRIOR	2009-10	2010-11	2011-12	2012-13	2013-14	2014-15	FUTURE	TOTAL
Planning and Design	0	0	0	0	200	200	1,000	1,000	2,400
Construction	0	0	0	0	666	1,982	2,000	4,500	9,148

TOTAL EXPENDITURES: 0 0 0 0 866 2,182 3,000 5,500 11,548

NORTH CENTRAL BRANCH LIBRARY

PROJECT # 906620



DESCRIPTION: Renovate and rehabilitate the North Central Branch Library

LOCATION: 9590 NW 27 Ave
 Unincorporated Miami-Dade County

DISTRICT LOCATED: 2
 DISTRICT(s) SERVED: 2

ESTIMATED ANNUAL OPERATING IMPACT: Minimal

REVENUE SCHEDULE:	PRIOR	2009-10	2010-11	2011-12	2012-13	2013-14	2014-15	FUTURE	TOTAL
Building Better Communities GOB Program	0	0	0	0	0	0	95	525	620

TOTAL REVENUE: 0 0 0 0 0 0 0 95 525 620


EXPENDITURE SCHEDULE:	PRIOR	2009-10	2010-11	2011-12	2012-13	2013-14	2014-15	FUTURE	TOTAL
Planning and Design	0	0	0	0	0	0	85	0	85
Construction	0	0	0	0	0	0	10	525	535

TOTAL EXPENDITURES: 0 0 0 0 0 0 0 95 525 620

STRATEGIC AREA: Recreation and Culture
 DEPARTMENT: Library

***** FUNDED PROJECTS *****
 (dollars in thousands)

NORTH DADE REGIONAL LIBRARY

PROJECT # 903670 

DESCRIPTION: Renovate and rehabilitate the North Dade Branch Library

LOCATION: 2455 NW 183 St
 Miami Gardens

DISTRICT LOCATED: 1
 DISTRICT(s) SERVED: Countywide

ESTIMATED ANNUAL OPERATING IMPACT: Minimal


REVENUE SCHEDULE:	PRIOR	2009-10	2010-11	2011-12	2012-13	2013-14	2014-15	FUTURE	TOTAL
Building Better Communities GOB Program	0	0	0	0	352	374	1,344	230	2,300

TOTAL REVENUE:	0	0	0	0	352	374	1,344	230	2,300
-----------------------	----------	----------	----------	----------	------------	------------	--------------	------------	--------------

EXPENDITURE SCHEDULE:	PRIOR	2009-10	2010-11	2011-12	2012-13	2013-14	2014-15	FUTURE	TOTAL
Planning and Design	0	0	0	0	313	0	0	0	313
Construction	0	0	0	0	39	374	1,344	230	1,987

TOTAL EXPENDITURES:	0	0	0	0	352	374	1,344	230	2,300
----------------------------	----------	----------	----------	----------	------------	------------	--------------	------------	--------------

NORTH SHORE BRANCH LIBRARY

PROJECT # 906880 

DESCRIPTION: Renovate and rehabilitate the North Shore Branch Library

LOCATION: 7501 Collins Ave
 Miami Beach

DISTRICT LOCATED: 5
 DISTRICT(s) SERVED: 5

ESTIMATED ANNUAL OPERATING IMPACT: Minimal


REVENUE SCHEDULE:	PRIOR	2009-10	2010-11	2011-12	2012-13	2013-14	2014-15	FUTURE	TOTAL
Building Better Communities GOB Program	0	0	0	0	0	0	56	299	355

TOTAL REVENUE:	0	0	0	0	0	0	56	299	355
-----------------------	----------	----------	----------	----------	----------	----------	-----------	------------	------------

EXPENDITURE SCHEDULE:	PRIOR	2009-10	2010-11	2011-12	2012-13	2013-14	2014-15	FUTURE	TOTAL
Planning and Design	0	0	0	0	0	0	48	0	48
Construction	0	0	0	0	0	0	8	299	307

TOTAL EXPENDITURES:	0	0	0	0	0	0	56	299	355
----------------------------	----------	----------	----------	----------	----------	----------	-----------	------------	------------

SHENANDOAH BRANCH LIBRARY

PROJECT # 903310 

DESCRIPTION: Renovate and rehabilitate projects to include new facade, entry plaza, ADA compliance, and redesign of public area

LOCATION: 2111 SW 19 St
 City of Miami

DISTRICT LOCATED: 5
 DISTRICT(s) SERVED: 5

ESTIMATED ANNUAL OPERATING IMPACT: Minimal

REVENUE SCHEDULE:	PRIOR	2009-10	2010-11	2011-12	2012-13	2013-14	2014-15	FUTURE	TOTAL
Building Better Communities GOB Program	675	0	0	0	0	0	0	0	675
Capital Asset Acquisition Bond 2007 Proceeds	808	0	0	0	0	0	0	0	808

TOTAL REVENUE:	1,483	0	0	0	0	0	0	0	1,483
-----------------------	--------------	----------	----------	----------	----------	----------	----------	----------	--------------


EXPENDITURE SCHEDULE:	PRIOR	2009-10	2010-11	2011-12	2012-13	2013-14	2014-15	FUTURE	TOTAL
Planning and Design	58	0	0	0	0	0	0	0	58
Construction	1,319	106	0	0	0	0	0	0	1,425

TOTAL EXPENDITURES:	1,377	106	0	0	0	0	0	0	1,483
----------------------------	--------------	------------	----------	----------	----------	----------	----------	----------	--------------

STRATEGIC AREA: Recreation and Culture
 DEPARTMENT: Library

***** FUNDED PROJECTS *****
 (dollars in thousands)

SOUTH DADE BRANCH LIBRARY

PROJECT # 902220 

DESCRIPTION: Renovate and rehabilitate projects to include bathroom upgrade to meet ADA compliance requirements

LOCATION: 10750 SW 211 St
 Town of Cutler Bay

DISTRICT LOCATED: 8
 DISTRICT(s) SERVED: 8

ESTIMATED ANNUAL OPERATING IMPACT: Minimal


REVENUE SCHEDULE:	PRIOR	2009-10	2010-11	2011-12	2012-13	2013-14	2014-15	FUTURE	TOTAL
Building Better Communities GOB Program	18	42	135	10	0	0	0	0	205

TOTAL REVENUE:	18	42	135	10	0	0	0	0	205
-----------------------	-----------	-----------	------------	-----------	----------	----------	----------	----------	------------

EXPENDITURE SCHEDULE:	PRIOR	2009-10	2010-11	2011-12	2012-13	2013-14	2014-15	FUTURE	TOTAL
Planning and Design	16	12	0	0	0	0	0	0	28
Construction	2	30	135	10	0	0	0	0	177

TOTAL EXPENDITURES:	18	42	135	10	0	0	0	0	205
----------------------------	-----------	-----------	------------	-----------	----------	----------	----------	----------	------------

SOUTH MIAMI BRANCH LIBRARY PHASE II

PROJECT # 9010710 

DESCRIPTION: Renovate and rehabilitate projects to include library interior, and public and non-public areas

LOCATION: 6000 Sunset Dr
 South Miami

DISTRICT LOCATED: 7
 DISTRICT(s) SERVED: 7

ESTIMATED ANNUAL OPERATING IMPACT: Minimal


REVENUE SCHEDULE:	PRIOR	2009-10	2010-11	2011-12	2012-13	2013-14	2014-15	FUTURE	TOTAL
Capital Asset Acquisition Bond 2007 Proceeds	1,269	0	0	0	0	0	0	0	1,269

TOTAL REVENUE:	1,269	0	0	0	0	0	0	0	1,269
-----------------------	--------------	----------	----------	----------	----------	----------	----------	----------	--------------

EXPENDITURE SCHEDULE:	PRIOR	2009-10	2010-11	2011-12	2012-13	2013-14	2014-15	FUTURE	TOTAL
Planning and Design	111	0	0	0	0	0	0	0	111
Construction	870	288	0	0	0	0	0	0	1,158

TOTAL EXPENDITURES:	981	288	0	0	0	0	0	0	1,269
----------------------------	------------	------------	----------	----------	----------	----------	----------	----------	--------------

WEST DADE BRANCH LIBRARY

PROJECT # 906200 

DESCRIPTION: Renovate and rehabilitate the West Dade Branch Library

LOCATION: 9445 Coral Way
 Unincorporated Miami-Dade County

DISTRICT LOCATED: 10
 DISTRICT(s) SERVED: Countywide

ESTIMATED ANNUAL OPERATING IMPACT: Minimal

REVENUE SCHEDULE:	PRIOR	2009-10	2010-11	2011-12	2012-13	2013-14	2014-15	FUTURE	TOTAL
Building Better Communities GOB Program	0	0	0	0	150	159	671	0	980

TOTAL REVENUE:	0	0	0	0	150	159	671	0	980
-----------------------	----------	----------	----------	----------	------------	------------	------------	----------	------------

EXPENDITURE SCHEDULE:	PRIOR	2009-10	2010-11	2011-12	2012-13	2013-14	2014-15	FUTURE	TOTAL
Planning and Design	0	0	0	0	133	0	0	0	133
Construction	0	0	0	0	17	159	671	0	847


TOTAL EXPENDITURES:	0	0	0	0	150	159	671	0	980
----------------------------	----------	----------	----------	----------	------------	------------	------------	----------	------------

STRATEGIC AREA: Recreation and Culture
 DEPARTMENT: Miami Art Museum

***** FUNDED PROJECTS *****
 (dollars in thousands)

Cultural Facilities - New

MIAMI ART MUSEUM - NEW FACILITY IN MUSEUM PARK - BUILDING BETTER COMMUNITIES BOND PROGRAM

PROJECT # 1910030 

DESCRIPTION: Construct a new 150,000 square foot museum and four-acre sculpture park; County funding only

LOCATION: 1075 Biscayne Blvd
 City of Miami

DISTRICT LOCATED: 3
 DISTRICT(s) SERVED: Countywide

ESTIMATED ANNUAL OPERATING IMPACT: \$6,000

REVENUE SCHEDULE:	PRIOR	2009-10	2010-11	2011-12	2012-13	2013-14	2014-15	FUTURE	TOTAL
Building Better Communities GOB Program	17,711	20,813	51,584	9,892	0	0	0	0	100,000
TOTAL REVENUE:	17,711	20,813	51,584	9,892	0	0	0	0	100,000
EXPENDITURE SCHEDULE:	PRIOR	2009-10	2010-11	2011-12	2012-13	2013-14	2014-15	FUTURE	TOTAL
Construction	17,711	20,813	51,584	9,892	0	0	0	0	100,000
TOTAL EXPENDITURES:	17,711	20,813	51,584	9,892	0	0	0	0	100,000

STRATEGIC AREA: Recreation and Culture
 DEPARTMENT: Miami Science Museum

***** FUNDED PROJECTS *****
 (dollars in thousands)

Museum of Science Facility - New

MIAMI SCIENCE MUSEUM - NEW FACILITY IN MUSEUM PARK - BUILDING BETTER COMMUNITIES BOND PROGRAM

PROJECT # 212560



DESCRIPTION: Construct a new museum to include 25,000 square feet of exhibition space for the Historical Association of Southern Florida; County funding only

LOCATION: 1075 Biscayne Blvd
 City of Miami

DISTRICT LOCATED: 3
 DISTRICT(s) SERVED: Countywide

ESTIMATED ANNUAL OPERATING IMPACT: \$5,000

REVENUE SCHEDULE:	PRIOR	2009-10	2010-11	2011-12	2012-13	2013-14	2014-15	FUTURE	TOTAL
Building Better Communities GOB Program	11,300	18,818	23,882	58,000	63,000	0	0	0	175,000
TOTAL REVENUE:	11,300	18,818	23,882	58,000	63,000	0	0	0	175,000
EXPENDITURE SCHEDULE:	PRIOR	2009-10	2010-11	2011-12	2012-13	2013-14	2014-15	FUTURE	TOTAL
Construction	11,300	18,818	23,882	58,000	63,000	0	0	0	175,000
TOTAL EXPENDITURES:	11,300	18,818	23,882	58,000	63,000	0	0	0	175,000

STRATEGIC AREA: Recreation and Culture
 DEPARTMENT: Park and Recreation

***** FUNDED PROJECTS *****
 (dollars in thousands)

ADA Accessibility Improvements

SAFE NEIGHBORHOOD PARKS BOND PROGRAM - AMERICANS WITH DISABILITIES ACT COMPLIANCE PROJECT # 9341081

DESCRIPTION: Remove architectural barriers to provide access to people with disabilities in accordance with the Americans with Disabilities Act

LOCATION: Countywide
 Countywide

DISTRICT LOCATED: Countywide
 DISTRICT(s) SERVED: Countywide

ESTIMATED ANNUAL OPERATING IMPACT: Minimal

REVENUE SCHEDULE:	PRIOR	2009-10	2010-11	2011-12	2012-13	2013-14	2014-15	FUTURE	TOTAL
Safe Neigh. Parks (SNP) Proceeds	1,500	0	0	0	0	0	0	0	1,500

TOTAL REVENUE:	1,500	0	0	0	0	0	0	0	1,500
-----------------------	--------------	----------	----------	----------	----------	----------	----------	----------	--------------

EXPENDITURE SCHEDULE:	PRIOR	2009-10	2010-11	2011-12	2012-13	2013-14	2014-15	FUTURE	TOTAL
Planning and Design	236	0	0	0	0	0	0	0	236
Construction	1,264	0	0	0	0	0	0	0	1,264

TOTAL EXPENDITURES:	1,500	0	0	0	0	0	0	0	1,500
----------------------------	--------------	----------	----------	----------	----------	----------	----------	----------	--------------

Areawide Parks - New

SAFE NEIGHBORHOOD PARKS BOND PROGRAM - METROPOLITAN PARK DEVELOPMENT

PROJECT # 9341051

DESCRIPTION: Acquire and develop regional park facilities

LOCATION: Countywide
 Countywide

DISTRICT LOCATED: Countywide
 DISTRICT(s) SERVED: Countywide

ESTIMATED ANNUAL OPERATING IMPACT: Minimal

REVENUE SCHEDULE:	PRIOR	2009-10	2010-11	2011-12	2012-13	2013-14	2014-15	FUTURE	TOTAL
Safe Neigh. Parks (SNP) Proceeds	17,500	0	0	0	0	0	0	0	17,500

TOTAL REVENUE:	17,500	0	0	0	0	0	0	0	17,500
-----------------------	---------------	----------	----------	----------	----------	----------	----------	----------	---------------

EXPENDITURE SCHEDULE:	PRIOR	2009-10	2010-11	2011-12	2012-13	2013-14	2014-15	FUTURE	TOTAL
Land/Bldg. Acquisition	1,360	0	0	0	0	0	0	0	1,360
Planning and Design	2,400	0	0	0	0	0	0	0	2,400
Construction	10,919	2,821	0	0	0	0	0	0	13,740

TOTAL EXPENDITURES:	14,679	2,821	0	0	0	0	0	0	17,500
----------------------------	---------------	--------------	----------	----------	----------	----------	----------	----------	---------------

STRATEGIC AREA: Recreation and Culture
 DEPARTMENT: Park and Recreation

***** FUNDED PROJECTS *****
 (dollars in thousands)

Areawide Parks - Renovation

A.D. BARNES PARK - BUILDING BETTER COMMUNITIES BOND PROGRAM (PROJ # 24) PROJECT # 931150

DESCRIPTION: Construct areawide park improvements including leisure access expansion, maintenance facility, enhancements to facilities for the disabled, shelter renovations, and vehicle and pedestrian circulation

LOCATION: 3401 SW 72 Ave

Unincorporated Miami-Dade County

DISTRICT LOCATED: 6

ESTIMATED ANNUAL OPERATING IMPACT: \$700

DISTRICT(s) SERVED: Countywide

REVENUE SCHEDULE:	PRIOR	2009-10	2010-11	2011-12	2012-13	2013-14	2014-15	FUTURE	TOTAL
Building Better Communities GOB Program	975	160	825	0	0	0	42	1,998	4,000

TOTAL REVENUE:	975	160	825	0	0	0	42	1,998	4,000
----------------	-----	-----	-----	---	---	---	----	-------	-------

EXPENDITURE SCHEDULE:	PRIOR	2009-10	2010-11	2011-12	2012-13	2013-14	2014-15	FUTURE	TOTAL
Planning and Design	95	160	0	0	0	0	42	310	607
Construction	880	0	825	0	0	0	0	1,688	3,393

TOTAL EXPENDITURES:	975	160	825	0	0	0	42	1,998	4,000
---------------------	-----	-----	-----	---	---	---	----	-------	-------

AMELIA EARHART PARK - BUILDING BETTER COMMUNITIES BOND PROGRAM (PROJ # 45) PROJECT # 9310040

DESCRIPTION: Construct park improvements including completion of sports complex, mountain biking course, recreation facility and area, vehicle and pedestrian circulation, utility upgrades, and landscaping

LOCATION: 11900 NW 42 Ave

Unincorporated Miami-Dade County

DISTRICT LOCATED: 13

ESTIMATED ANNUAL OPERATING IMPACT: \$300

DISTRICT(s) SERVED: Countywide

REVENUE SCHEDULE:	PRIOR	2009-10	2010-11	2011-12	2012-13	2013-14	2014-15	FUTURE	TOTAL
Building Better Communities GOB Program	553	2,060	4,860	3,918	4,595	849	107	6,058	23,000

TOTAL REVENUE:	553	2,060	4,860	3,918	4,595	849	107	6,058	23,000
----------------	-----	-------	-------	-------	-------	-----	-----	-------	--------

EXPENDITURE SCHEDULE:	PRIOR	2009-10	2010-11	2011-12	2012-13	2013-14	2014-15	FUTURE	TOTAL
Planning and Design	536	810	70	119	267	849	107	43	2,801
Construction	17	1,250	4,790	3,799	4,328	0	0	6,015	20,199

TOTAL EXPENDITURES:	553	2,060	4,860	3,918	4,595	849	107	6,058	23,000
---------------------	-----	-------	-------	-------	-------	-----	-----	-------	--------

STRATEGIC AREA: Recreation and Culture
 DEPARTMENT: Park and Recreation

***** FUNDED PROJECTS *****
 (dollars in thousands)

AREAWIDE AND LOCAL PARKS - PARK IMPROVEMENTS

PROJECT # 937110

DESCRIPTION: Plan and construct improvements to areawide and local parks including safety-related projects, lifecycle maintenance projects, environmental projects, minor capital enhancements, and equipment purchases

LOCATION: Throughout Miami-Dade County
 Throughout Miami-Dade County

DISTRICT LOCATED: Systemwide
 DISTRICT(s) SERVED: Systemwide

ESTIMATED ANNUAL OPERATING IMPACT: Minimal

REVENUE SCHEDULE:	PRIOR	2009-10	2010-11	2011-12	2012-13	2013-14	2014-15	FUTURE	TOTAL
Capital Outlay Reserve	0	5,500	0	0	0	0	0	0	5,500

TOTAL REVENUE:	0	5,500	0	0	0	0	0	0	5,500
-----------------------	----------	--------------	----------	----------	----------	----------	----------	----------	--------------

EXPENDITURE SCHEDULE:	PRIOR	2009-10	2010-11	2011-12	2012-13	2013-14	2014-15	FUTURE	TOTAL
Construction	0	4,500	0	0	0	0	0	0	4,500
Other	0	1,000	0	0	0	0	0	0	1,000

TOTAL EXPENDITURES:	0	5,500	0	0	0	0	0	0	5,500
----------------------------	----------	--------------	----------	----------	----------	----------	----------	----------	--------------

CAMP MATECUMBE (BOYSTOWN) - BUILDING BETTER COMMUNITIES BOND PROGRAM

PROJECT # 937010

DESCRIPTION: Construct areawide park improvements including building demolition, renovations, and construction, playground, athletic fields and courts, vehicle and pedestrian circulation, landscaping, and utilities upgrades

LOCATION: SW 120 St and SW 137 Ave
 Unincorporated Miami-Dade County

DISTRICT LOCATED: 11
 DISTRICT(s) SERVED: Countywide

ESTIMATED ANNUAL OPERATING IMPACT: \$75

REVENUE SCHEDULE:	PRIOR	2009-10	2010-11	2011-12	2012-13	2013-14	2014-15	FUTURE	TOTAL
Building Better Communities GOB Program	460	306	0	0	0	115	168	4,951	6,000

TOTAL REVENUE:	460	306	0	0	0	115	168	4,951	6,000
-----------------------	------------	------------	----------	----------	----------	------------	------------	--------------	--------------

EXPENDITURE SCHEDULE:	PRIOR	2009-10	2010-11	2011-12	2012-13	2013-14	2014-15	FUTURE	TOTAL
Planning and Design	308	73	0	0	0	115	168	516	1,180
Construction	152	233	0	0	0	0	0	4,435	4,820

TOTAL EXPENDITURES:	460	306	0	0	0	115	168	4,951	6,000
----------------------------	------------	------------	----------	----------	----------	------------	------------	--------------	--------------

CAMP OWAISSA BAUER - BUILDING BETTER COMMUNITIES BOND PROGRAM

PROJECT # 934860

DESCRIPTION: Construct areawide park improvements including building renovation, pedestrian circulation, trails, and landscaping

LOCATION: 17001 SW 264 St
 Unincorporated Miami-Dade County

DISTRICT LOCATED: 8
 DISTRICT(s) SERVED: Countywide

ESTIMATED ANNUAL OPERATING IMPACT: \$117

REVENUE SCHEDULE:	PRIOR	2009-10	2010-11	2011-12	2012-13	2013-14	2014-15	FUTURE	TOTAL
Building Better Communities GOB Program	766	194	40	0	0	0	0	0	1,000

TOTAL REVENUE:	766	194	40	0	0	0	0	0	1,000
-----------------------	------------	------------	-----------	----------	----------	----------	----------	----------	--------------

EXPENDITURE SCHEDULE:	PRIOR	2009-10	2010-11	2011-12	2012-13	2013-14	2014-15	FUTURE	TOTAL
Planning and Design	26	7	0	0	0	0	0	0	33
Construction	740	187	40	0	0	0	0	0	967

TOTAL EXPENDITURES:	766	194	40	0	0	0	0	0	1,000
----------------------------	------------	------------	-----------	----------	----------	----------	----------	----------	--------------

STRATEGIC AREA: Recreation and Culture
 DEPARTMENT: Park and Recreation

***** FUNDED PROJECTS *****
 (dollars in thousands)

CHAPMAN FIELD PARK - BUILDING BETTER COMMUNITIES BOND PROGRAM

PROJECT # 933530

DESCRIPTION: Construct areawide park improvements including vehicle and pedestrian circulation, building construction, trails, signage, landscaping, utilities, and park lighting

LOCATION: 13601 Old Cutler Rd
 Palmetto Bay

DISTRICT LOCATED: 8
 DISTRICT(s) SERVED: Countywide

ESTIMATED ANNUAL OPERATING IMPACT: \$222

REVENUE SCHEDULE:	PRIOR	2009-10	2010-11	2011-12	2012-13	2013-14	2014-15	FUTURE	TOTAL
Building Better Communities GOB Program	602	1,678	0	0	0	0	69	2,651	5,000

TOTAL REVENUE:	602	1,678	0	0	0	0	69	2,651	5,000
-----------------------	------------	--------------	----------	----------	----------	----------	-----------	--------------	--------------

EXPENDITURE SCHEDULE:	PRIOR	2009-10	2010-11	2011-12	2012-13	2013-14	2014-15	FUTURE	TOTAL
Planning and Design	110	0	0	0	0	0	69	107	286
Construction	492	1,678	0	0	0	0	0	2,544	4,714

TOTAL EXPENDITURES:	602	1,678	0	0	0	0	69	2,651	5,000
----------------------------	------------	--------------	----------	----------	----------	----------	-----------	--------------	--------------

CHARLES DEERING ESTATE - BUILDING BETTER COMMUNITIES BOND PROGRAM

PROJECT # 937580

DESCRIPTION: Construct areawide park improvements including rehydration, south addition improvements, fencing, vehicle and pedestrian circulation, and landscaping

LOCATION: 16701 SW 72 Ave
 Palmetto Bay

DISTRICT LOCATED: 8
 DISTRICT(s) SERVED: Countywide

ESTIMATED ANNUAL OPERATING IMPACT: \$370

REVENUE SCHEDULE:	PRIOR	2009-10	2010-11	2011-12	2012-13	2013-14	2014-15	FUTURE	TOTAL
Building Better Communities GOB Program	595	738	1,238	214	193	1,633	389	0	5,000

TOTAL REVENUE:	595	738	1,238	214	193	1,633	389	0	5,000
-----------------------	------------	------------	--------------	------------	------------	--------------	------------	----------	--------------

EXPENDITURE SCHEDULE:	PRIOR	2009-10	2010-11	2011-12	2012-13	2013-14	2014-15	FUTURE	TOTAL
Planning and Design	210	128	258	94	31	0	0	0	721
Construction	385	610	980	120	162	1,633	389	0	4,279

TOTAL EXPENDITURES:	595	738	1,238	214	193	1,633	389	0	5,000
----------------------------	------------	------------	--------------	------------	------------	--------------	------------	----------	--------------

CRANDON PARK - BUILDING BETTER COMMUNITIES BOND PROGRAM

PROJECT # 939060

DESCRIPTION: Construct improvements including master plan conditions, building construction and renovation, tennis center renovation, cart pathways, landscaping, vehicle and pedestrian circulation, beach area, amusement area, landscaping, natural area restoration, utilities, and marina enhancements

LOCATION: 4000 Crandon Blvd
 Unincorporated Miami-Dade County

DISTRICT LOCATED: 7, 9
 DISTRICT(s) SERVED: Countywide

ESTIMATED ANNUAL OPERATING IMPACT: \$250

REVENUE SCHEDULE:	PRIOR	2009-10	2010-11	2011-12	2012-13	2013-14	2014-15	FUTURE	TOTAL
Building Better Communities GOB Program	2,885	2,569	6,733	1,350	390	56	2,825	6,192	23,000

TOTAL REVENUE:	2,885	2,569	6,733	1,350	390	56	2,825	6,192	23,000
-----------------------	--------------	--------------	--------------	--------------	------------	-----------	--------------	--------------	---------------

EXPENDITURE SCHEDULE:	PRIOR	2009-10	2010-11	2011-12	2012-13	2013-14	2014-15	FUTURE	TOTAL
Planning and Design	1,014	214	130	540	390	56	53	230	2,627
Construction	1,871	2,355	6,603	810	0	0	2,772	5,962	20,373

TOTAL EXPENDITURES:	2,885	2,569	6,733	1,350	390	56	2,825	6,192	23,000
----------------------------	--------------	--------------	--------------	--------------	------------	-----------	--------------	--------------	---------------

STRATEGIC AREA: Recreation and Culture
 DEPARTMENT: Park and Recreation

***** FUNDED PROJECTS *****
 (dollars in thousands)

GREYNOLDS PARK - BUILDING BETTER COMMUNITIES BOND PROGRAM

PROJECT # 936600

DESCRIPTION: Construct areawide park improvements including building construction and restoration, pedestrian circulation, natural areas restoration, and landscaping

LOCATION: 17530 W Dixie Hwy
 North Miami Beach

DISTRICT LOCATED: 4
 DISTRICT(s) SERVED: Countywide

ESTIMATED ANNUAL OPERATING IMPACT: \$400

REVENUE SCHEDULE:	PRIOR	2009-10	2010-11	2011-12	2012-13	2013-14	2014-15	FUTURE	TOTAL
Building Better Communities GOB Program	370	364	40	470	2,230	440	47	3,039	7,000

TOTAL REVENUE:	370	364	40	470	2,230	440	47	3,039	7,000
-----------------------	------------	------------	-----------	------------	--------------	------------	-----------	--------------	--------------

EXPENDITURE SCHEDULE:	PRIOR	2009-10	2010-11	2011-12	2012-13	2013-14	2014-15	FUTURE	TOTAL
Planning and Design	70	364	40	35	81	283	47	144	1,064
Construction	300	0	0	435	2,149	157	0	2,895	5,936

TOTAL EXPENDITURES:	370	364	40	470	2,230	440	47	3,039	7,000
----------------------------	------------	------------	-----------	------------	--------------	------------	-----------	--------------	--------------

HOMESTEAD AIR RESERVE PARK - BUILDING BETTER COMMUNITIES BOND PROGRAM

PROJECT # 933780

DESCRIPTION: Construct areawide park improvements including building construction, dog park, athletic fields and courts, playground, vehicle and pedestrian circulation, picnic areas, landscaping, and related site improvements

LOCATION: SW 268 St and SW 129 Ave
 Unincorporated Miami-Dade County

DISTRICT LOCATED: 9
 DISTRICT(s) SERVED: Countywide

ESTIMATED ANNUAL OPERATING IMPACT: \$1,326

REVENUE SCHEDULE:	PRIOR	2009-10	2010-11	2011-12	2012-13	2013-14	2014-15	FUTURE	TOTAL
Building Better Communities GOB Program	150	394	346	107	3,533	3,278	135	7,114	15,057

TOTAL REVENUE:	150	394	346	107	3,533	3,278	135	7,114	15,057
-----------------------	------------	------------	------------	------------	--------------	--------------	------------	--------------	---------------

EXPENDITURE SCHEDULE:	PRIOR	2009-10	2010-11	2011-12	2012-13	2013-14	2014-15	FUTURE	TOTAL
Planning and Design	150	394	346	107	89	625	135	270	2,116
Construction	0	0	0	0	3,444	2,653	0	6,844	12,941

TOTAL EXPENDITURES:	150	394	346	107	3,533	3,278	135	7,114	15,057
----------------------------	------------	------------	------------	------------	--------------	--------------	------------	--------------	---------------

HOMESTEAD BAYFRONT PARK - BUILDING BETTER COMMUNITIES BOND PROGRAM

PROJECT # 937020

DESCRIPTION: Construct areawide park improvements including building construction and renovation, pool improvements, enhanced picnic areas, vehicular and pedestrian circulation, and landscaping

LOCATION: 9698 NW Canal Dr
 Unincorporated Miami-Dade County

DISTRICT LOCATED: 9
 DISTRICT(s) SERVED: 8, 9

ESTIMATED ANNUAL OPERATING IMPACT: \$177

REVENUE SCHEDULE:	PRIOR	2009-10	2010-11	2011-12	2012-13	2013-14	2014-15	FUTURE	TOTAL
Building Better Communities GOB Program	482	2,842	676	0	0	0	0	0	4,000

TOTAL REVENUE:	482	2,842	676	0	0	0	0	0	4,000
-----------------------	------------	--------------	------------	----------	----------	----------	----------	----------	--------------

EXPENDITURE SCHEDULE:	PRIOR	2009-10	2010-11	2011-12	2012-13	2013-14	2014-15	FUTURE	TOTAL
Planning and Design	480	55	0	0	0	0	0	0	535
Construction	2	2,787	676	0	0	0	0	0	3,465

TOTAL EXPENDITURES:	482	2,842	676	0	0	0	0	0	4,000
----------------------------	------------	--------------	------------	----------	----------	----------	----------	----------	--------------

STRATEGIC AREA: Recreation and Culture
 DEPARTMENT: Park and Recreation

***** FUNDED PROJECTS *****
 (dollars in thousands)

IVES ESTATES DISTRICT PARK - BUILDING BETTER COMMUNITIES BOND PROGRAM **PROJECT # 936890**

DESCRIPTION: Construct areawide park improvements including building construction, athletic fields, maintenance facility, vehicle and pedestrian circulation, landscaping, and picnic areas

LOCATION: NE 16 Ave and NE 209 St
 Unincorporated Miami-Dade County

DISTRICT LOCATED: 1
 DISTRICT(s) SERVED: Countywide

ESTIMATED ANNUAL OPERATING IMPACT: \$900

REVENUE SCHEDULE:	PRIOR	2009-10	2010-11	2011-12	2012-13	2013-14	2014-15	FUTURE	TOTAL
Building Better Communities GOB Program	619	3,651	5,061	1,348	161	507	3,655	4,998	20,000

TOTAL REVENUE:	619	3,651	5,061	1,348	161	507	3,655	4,998	20,000
-----------------------	------------	--------------	--------------	--------------	------------	------------	--------------	--------------	---------------

EXPENDITURE SCHEDULE:	PRIOR	2009-10	2010-11	2011-12	2012-13	2013-14	2014-15	FUTURE	TOTAL
Planning and Design	308	66	151	928	161	56	0	0	1,670
Construction	311	3,585	4,910	420	0	451	3,655	4,998	18,330

TOTAL EXPENDITURES:	619	3,651	5,061	1,348	161	507	3,655	4,998	20,000
----------------------------	------------	--------------	--------------	--------------	------------	------------	--------------	--------------	---------------

LAKES BY THE BAY PARK - BUILDING BETTER COMMUNITIES BOND PROGRAM **PROJECT # 936840**

DESCRIPTION: Construct areawide park improvements including building construction, sport fields and courts, vehicle and pedestrian circulation, natural areas restoration, and utilities

LOCATION: SW 216 St and SW 85 Ave
 Town of Cutler Bay

DISTRICT LOCATED: 8
 DISTRICT(s) SERVED: Countywide

ESTIMATED ANNUAL OPERATING IMPACT: \$284

REVENUE SCHEDULE:	PRIOR	2009-10	2010-11	2011-12	2012-13	2013-14	2014-15	FUTURE	TOTAL
Building Better Communities GOB Program	0	0	1,246	2,254	0	12	61	927	4,500

TOTAL REVENUE:	0	0	1,246	2,254	0	12	61	927	4,500
-----------------------	----------	----------	--------------	--------------	----------	-----------	-----------	------------	--------------

EXPENDITURE SCHEDULE:	PRIOR	2009-10	2010-11	2011-12	2012-13	2013-14	2014-15	FUTURE	TOTAL
Planning and Design	0	0	560	0	0	12	61	127	760
Construction	0	0	686	2,254	0	0	0	800	3,740

TOTAL EXPENDITURES:	0	0	1,246	2,254	0	12	61	927	4,500
----------------------------	----------	----------	--------------	--------------	----------	-----------	-----------	------------	--------------

LARRY AND PENNY THOMPSON PARK - BUILDING BETTER COMMUNITIES BOND PROGRAM **PROJECT # 937120**

DESCRIPTION: Construct areawide park improvements including campground renovations, trails, aquatic facility, beach, and lake picnic facilities

LOCATION: 12451 SW 184 St
 Unincorporated Miami-Dade County

DISTRICT LOCATED: 9
 DISTRICT(s) SERVED: Countywide

ESTIMATED ANNUAL OPERATING IMPACT: \$356

REVENUE SCHEDULE:	PRIOR	2009-10	2010-11	2011-12	2012-13	2013-14	2014-15	FUTURE	TOTAL
Building Better Communities GOB Program	157	150	0	79	445	254	80	5,435	6,600

TOTAL REVENUE:	157	150	0	79	445	254	80	5,435	6,600
-----------------------	------------	------------	----------	-----------	------------	------------	-----------	--------------	--------------

EXPENDITURE SCHEDULE:	PRIOR	2009-10	2010-11	2011-12	2012-13	2013-14	2014-15	FUTURE	TOTAL
Planning and Design	48	0	0	79	445	254	80	25	931
Construction	109	150	0	0	0	0	0	5,410	5,669

TOTAL EXPENDITURES:	157	150	0	79	445	254	80	5,435	6,600
----------------------------	------------	------------	----------	-----------	------------	------------	-----------	--------------	--------------

STRATEGIC AREA: Recreation and Culture
 DEPARTMENT: Park and Recreation

***** FUNDED PROJECTS *****
 (dollars in thousands)

MATHESON HAMMOCK PARK - BUILDING BETTER COMMUNITIES BOND PROGRAM

PROJECT # 932110

DESCRIPTION: Construct areawide park improvements including building restoration, maintenance center relocation, vehicle and pedestrian circulation, natural area restoration, and landscaping

LOCATION: 9610 Old Cutler Rd
 Coral Gables

DISTRICT LOCATED: 7
 DISTRICT(s) SERVED: Countywide

ESTIMATED ANNUAL OPERATING IMPACT: \$141

REVENUE SCHEDULE:	PRIOR	2009-10	2010-11	2011-12	2012-13	2013-14	2014-15	FUTURE	TOTAL
Building Better Communities GOB Program	2,094	500	200	1,509	697	0	102	898	6,000

TOTAL REVENUE:	2,094	500	200	1,509	697	0	102	898	6,000
-----------------------	--------------	------------	------------	--------------	------------	----------	------------	------------	--------------

EXPENDITURE SCHEDULE:	PRIOR	2009-10	2010-11	2011-12	2012-13	2013-14	2014-15	FUTURE	TOTAL
Planning and Design	356	500	200	90	10	0	102	68	1,326
Construction	1,738	0	0	1,419	687	0	0	830	4,674

TOTAL EXPENDITURES:	2,094	500	200	1,509	697	0	102	898	6,000
----------------------------	--------------	------------	------------	--------------	------------	----------	------------	------------	--------------

REDLAND FRUIT AND SPICE PARK - BUILDING BETTER COMMUNITIES BOND PROGRAM

PROJECT # 939650

DESCRIPTION: Construct areawide park improvements including the lake, pergola, pedestrian and vehicle circulation, teahouse, and landscaping

LOCATION: 24801 SW 187 Ave
 Unincorporated Miami-Dade County

DISTRICT LOCATED: 8
 DISTRICT(s) SERVED: Countywide

ESTIMATED ANNUAL OPERATING IMPACT: \$438

REVENUE SCHEDULE:	PRIOR	2009-10	2010-11	2011-12	2012-13	2013-14	2014-15	FUTURE	TOTAL
Building Better Communities GOB Program	2,400	180	0	0	43	115	120	1,142	4,000

TOTAL REVENUE:	2,400	180	0	0	43	115	120	1,142	4,000
-----------------------	--------------	------------	----------	----------	-----------	------------	------------	--------------	--------------

EXPENDITURE SCHEDULE:	PRIOR	2009-10	2010-11	2011-12	2012-13	2013-14	2014-15	FUTURE	TOTAL
Land/Bldg. Acquisition	1,155	0	0	0	0	0	0	0	1,155
Planning and Design	117	80	0	0	43	115	120	28	503
Construction	1,128	100	0	0	0	0	0	1,114	2,342

TOTAL EXPENDITURES:	2,400	180	0	0	43	115	120	1,142	4,000
----------------------------	--------------	------------	----------	----------	-----------	------------	------------	--------------	--------------

SAFE NEIGHBORHOOD PARKS BOND PROGRAM - BAYSIDE PARK IMPROVEMENTS

PROJECT # 9341071

DESCRIPTION: Renovate and upgrade regional park facilities that provide access to Biscayne Bay

LOCATION: Countywide
 Countywide

DISTRICT LOCATED: Countywide
 DISTRICT(s) SERVED: Countywide

ESTIMATED ANNUAL OPERATING IMPACT: Minimal

REVENUE SCHEDULE:	PRIOR	2009-10	2010-11	2011-12	2012-13	2013-14	2014-15	FUTURE	TOTAL
Safe Neigh. Parks (SNP) Proceeds	12,900	0	0	0	0	0	0	0	12,900

TOTAL REVENUE:	12,900	0	0	0	0	0	0	0	12,900
-----------------------	---------------	----------	----------	----------	----------	----------	----------	----------	---------------

EXPENDITURE SCHEDULE:	PRIOR	2009-10	2010-11	2011-12	2012-13	2013-14	2014-15	FUTURE	TOTAL
Planning and Design	2,346	0	0	0	0	0	0	0	2,346
Construction	8,787	1,767	0	0	0	0	0	0	10,554

TOTAL EXPENDITURES:	11,133	1,767	0	0	0	0	0	0	12,900
----------------------------	---------------	--------------	----------	----------	----------	----------	----------	----------	---------------

STRATEGIC AREA: Recreation and Culture
 DEPARTMENT: Park and Recreation

***** FUNDED PROJECTS *****
 (dollars in thousands)

SOUTHRIDGE PARK - BUILDING BETTER COMMUNITIES BOND PROGRAM

PROJECT # 932030

DESCRIPTION: Construct areawide park improvements including stadium completion, building construction, aquatic center, courts, playground, vehicle and pedestrian circulation, and landscaping

LOCATION: 19355 SW 114 Ave
 Unincorporated Miami-Dade County

DISTRICT LOCATED: 9
 DISTRICT(s) SERVED: Countywide

ESTIMATED ANNUAL OPERATING IMPACT: \$210

REVENUE SCHEDULE:	PRIOR	2009-10	2010-11	2011-12	2012-13	2013-14	2014-15	FUTURE	TOTAL
Building Better Communities GOB Program	320	2,376	1,079	3,225	0	18	81	501	7,600

TOTAL REVENUE:	320	2,376	1,079	3,225	0	18	81	501	7,600
-----------------------	------------	--------------	--------------	--------------	----------	-----------	-----------	------------	--------------

EXPENDITURE SCHEDULE:	PRIOR	2009-10	2010-11	2011-12	2012-13	2013-14	2014-15	FUTURE	TOTAL
Planning and Design	220	0	40	0	0	18	81	1	360
Construction	100	2,376	1,039	3,225	0	0	0	500	7,240

TOTAL EXPENDITURES:	320	2,376	1,079	3,225	0	18	81	501	7,600
----------------------------	------------	--------------	--------------	--------------	----------	-----------	-----------	------------	--------------

SOUTHRIDGE PARK IMPROVEMENTS

PROJECT # 9348801

DESCRIPTION: Construct community stadium, aquatic center, and other park improvements

LOCATION: 19355 SW 114 Ave
 Unincorporated Miami-Dade County

DISTRICT LOCATED: 9
 DISTRICT(s) SERVED: 8, 9

ESTIMATED ANNUAL OPERATING IMPACT: Minimal

REVENUE SCHEDULE:	PRIOR	2009-10	2010-11	2011-12	2012-13	2013-14	2014-15	FUTURE	TOTAL
Safe Neigh. Parks (SNP) Proceeds	4,000	0	0	0	0	0	0	0	4,000
QNIP Phase II UMSA Bond Proceeds	1,049	0	0	0	0	0	0	0	1,049

TOTAL REVENUE:	5,049	0	0	0	0	0	0	0	5,049
-----------------------	--------------	----------	----------	----------	----------	----------	----------	----------	--------------

EXPENDITURE SCHEDULE:	PRIOR	2009-10	2010-11	2011-12	2012-13	2013-14	2014-15	FUTURE	TOTAL
Planning and Design	1,011	100	0	0	0	0	0	0	1,111
Construction	2,180	1,758	0	0	0	0	0	0	3,938

TOTAL EXPENDITURES:	3,191	1,858	0	0	0	0	0	0	5,049
----------------------------	--------------	--------------	----------	----------	----------	----------	----------	----------	--------------

STRATEGIC AREA: Recreation and Culture
 DEPARTMENT: Park and Recreation

***** FUNDED PROJECTS *****
 (dollars in thousands)

TAMIAMI PARK - BUILDING BETTER COMMUNITIES BOND PROGRAM

PROJECT # 935000

DESCRIPTION: Construct areawide park improvements including building upgrades, athletic fields and courts, vehicle and pedestrian circulation, aquatic center, landscaping, and utilities

LOCATION: 11201 SW 24 St
 Unincorporated Miami-Dade County

DISTRICT LOCATED: 11
 DISTRICT(s) SERVED: Countywide

ESTIMATED ANNUAL OPERATING IMPACT: \$134

REVENUE SCHEDULE:	PRIOR	2009-10	2010-11	2011-12	2012-13	2013-14	2014-15	FUTURE	TOTAL
Building Better Communities GOB Program	1,089	375	259	1,422	2,388	45	1,340	1,082	8,000

TOTAL REVENUE:	1,089	375	259	1,422	2,388	45	1,340	1,082	8,000
----------------	-------	-----	-----	-------	-------	----	-------	-------	-------

EXPENDITURE SCHEDULE:	PRIOR	2009-10	2010-11	2011-12	2012-13	2013-14	2014-15	FUTURE	TOTAL
Planning and Design	201	240	259	222	168	45	3	0	1,138
Construction	888	135	0	1,200	2,220	0	1,337	1,082	6,862

TOTAL EXPENDITURES:	1,089	375	259	1,422	2,388	45	1,340	1,082	8,000
---------------------	-------	-----	-----	-------	-------	----	-------	-------	-------

TRAIL GLADES RANGE - BUILDING BETTER COMMUNITIES BOND PROGRAM

PROJECT # 9310910

DESCRIPTION: Construct facility improvements including land acquisition, building and range construction, and renovation and mitigation

LOCATION: SW 8 St and SW 177 Ave
 Unincorporated Miami-Dade County

DISTRICT LOCATED: 12
 DISTRICT(s) SERVED: Countywide

ESTIMATED ANNUAL OPERATING IMPACT: \$100

REVENUE SCHEDULE:	PRIOR	2009-10	2010-11	2011-12	2012-13	2013-14	2014-15	FUTURE	TOTAL
Building Better Communities GOB Program	4,114	1,688	1,558	640	0	0	0	0	8,000

TOTAL REVENUE:	4,114	1,688	1,558	640	0	0	0	0	8,000
----------------	-------	-------	-------	-----	---	---	---	---	-------

EXPENDITURE SCHEDULE:	PRIOR	2009-10	2010-11	2011-12	2012-13	2013-14	2014-15	FUTURE	TOTAL
Land/Bldg. Acquisition	1,449	0	0	0	0	0	0	0	1,449
Planning and Design	975	55	0	0	0	0	0	0	1,030
Construction	1,690	1,633	1,558	640	0	0	0	0	5,521

TOTAL EXPENDITURES:	4,114	1,688	1,558	640	0	0	0	0	8,000
---------------------	-------	-------	-------	-----	---	---	---	---	-------

STRATEGIC AREA: Recreation and Culture
 DEPARTMENT: Park and Recreation

***** FUNDED PROJECTS *****
 (dollars in thousands)

TREE ISLANDS PARK - BUILDING BETTER COMMUNITIES BOND PROGRAM

PROJECT # 9310720

DESCRIPTION: Construct areawide park development to include environmental mitigation, recreation center building, walkways, vehicle circulation, landscaping, and picnic area

LOCATION: SW 24 St and SW 142 Ave
 Unincorporated Miami-Dade County

DISTRICT LOCATED: 11
 DISTRICT(s) SERVED: Countywide

ESTIMATED ANNUAL OPERATING IMPACT: \$433

REVENUE SCHEDULE:	PRIOR	2009-10	2010-11	2011-12	2012-13	2013-14	2014-15	FUTURE	TOTAL
Building Better Communities GOB Program	560	130	1,614	2,696	0	0	0	0	5,000

TOTAL REVENUE:	560	130	1,614	2,696	0	0	0	0	5,000
-----------------------	------------	------------	--------------	--------------	----------	----------	----------	----------	--------------

EXPENDITURE SCHEDULE:	PRIOR	2009-10	2010-11	2011-12	2012-13	2013-14	2014-15	FUTURE	TOTAL
Planning and Design	560	130	61	0	0	0	0	0	751
Construction	0	0	1,553	2,696	0	0	0	0	4,249

TOTAL EXPENDITURES:	560	130	1,614	2,696	0	0	0	0	5,000
----------------------------	------------	------------	--------------	--------------	----------	----------	----------	----------	--------------

TROPICAL PARK - BUILDING BETTER COMMUNITIES BOND PROGRAM

PROJECT # 937040

DESCRIPTION: Construct areawide park improvements including equestrian and boxing center expansion, stadium upgrades, dog park, vehicle and pedestrian circulation improvements, landscaping, and utilities upgrades

LOCATION: 7900 SW 40 St
 Unincorporated Miami-Dade County

DISTRICT LOCATED: 10
 DISTRICT(s) SERVED: Countywide

ESTIMATED ANNUAL OPERATING IMPACT: \$125

REVENUE SCHEDULE:	PRIOR	2009-10	2010-11	2011-12	2012-13	2013-14	2014-15	FUTURE	TOTAL
Building Better Communities GOB Program	2,052	1,600	4,880	2,393	1,290	785	255	1,745	15,000

TOTAL REVENUE:	2,052	1,600	4,880	2,393	1,290	785	255	1,745	15,000
-----------------------	--------------	--------------	--------------	--------------	--------------	------------	------------	--------------	---------------

EXPENDITURE SCHEDULE:	PRIOR	2009-10	2010-11	2011-12	2012-13	2013-14	2014-15	FUTURE	TOTAL
Planning and Design	1,132	452	130	150	20	0	255	79	2,218
Construction	920	1,148	4,750	2,243	1,270	785	0	1,666	12,782

TOTAL EXPENDITURES:	2,052	1,600	4,880	2,393	1,290	785	255	1,745	15,000
----------------------------	--------------	--------------	--------------	--------------	--------------	------------	------------	--------------	---------------

WEST KENDALL DISTRICT PARK - BUILDING BETTER COMMUNITIES BOND PROGRAM

PROJECT # 931220

DESCRIPTION: Construct areawide park improvements including lake excavation, building construction, athletic fields and courts, dog park, playgrounds, vehicle and pedestrian circulation, picnic areas, and landscaping

LOCATION: SW 120 St and SW 167 Ave
 Unincorporated Miami-Dade County

DISTRICT LOCATED: 11
 DISTRICT(s) SERVED: Countywide

ESTIMATED ANNUAL OPERATING IMPACT: \$1,326

REVENUE SCHEDULE:	PRIOR	2009-10	2010-11	2011-12	2012-13	2013-14	2014-15	FUTURE	TOTAL
Building Better Communities GOB Program	0	120	610	250	2,500	2,684	914	15,922	23,000

TOTAL REVENUE:	0	120	610	250	2,500	2,684	914	15,922	23,000
-----------------------	----------	------------	------------	------------	--------------	--------------	------------	---------------	---------------

EXPENDITURE SCHEDULE:	PRIOR	2009-10	2010-11	2011-12	2012-13	2013-14	2014-15	FUTURE	TOTAL
Planning and Design	0	120	610	250	50	164	914	1,329	3,437
Construction	0	0	0	0	2,450	2,520	0	14,593	19,563

TOTAL EXPENDITURES:	0	120	610	250	2,500	2,684	914	15,922	23,000
----------------------------	----------	------------	------------	------------	--------------	--------------	------------	---------------	---------------

STRATEGIC AREA: Recreation and Culture
 DEPARTMENT: Park and Recreation

***** FUNDED PROJECTS *****
 (dollars in thousands)

Beach Projects

BEACH MAINTENANCE FACILITY - BUILDING BETTER COMMUNITIES BOND PROGRAM PROJECT # 939730

DESCRIPTION: Renovate or replace areawide beach maintenance facility at North Shore Open Space Park

LOCATION: Vicinity of 76 St and Collins Ave
 Miami Beach

DISTRICT LOCATED: 5
 DISTRICT(s) SERVED: Countywide

ESTIMATED ANNUAL OPERATING IMPACT: \$100

REVENUE SCHEDULE:	PRIOR	2009-10	2010-11	2011-12	2012-13	2013-14	2014-15	FUTURE	TOTAL
Building Better Communities GOB Program	0	0	384	116	0	0	0	0	500

TOTAL REVENUE: 0 0 384 116 0 0 0 0 500

EXPENDITURE SCHEDULE:	PRIOR	2009-10	2010-11	2011-12	2012-13	2013-14	2014-15	FUTURE	TOTAL
Planning and Design	0	0	10	0	0	0	0	0	10
Construction	0	0	374	116	0	0	0	0	490

TOTAL EXPENDITURES: 0 0 384 116 0 0 0 0 500

HAULOVER BEACH OCEAN RESCUE - BUILDING BETTER COMMUNITIES BOND PROGRAM PROJECT # 939880

DESCRIPTION: Construct a beach facility to accommodate beach rescue functions at Haulover Beach

LOCATION: 10801 Collins Avenue
 Unincorporated Miami-Dade County

DISTRICT LOCATED: 4
 DISTRICT(s) SERVED: Countywide

ESTIMATED ANNUAL OPERATING IMPACT: Minimal

REVENUE SCHEDULE:	PRIOR	2009-10	2010-11	2011-12	2012-13	2013-14	2014-15	FUTURE	TOTAL
Building Better Communities GOB Program	255	1,100	145	0	0	0	0	0	1,500

TOTAL REVENUE: 255 1,100 145 0 0 0 0 0 1,500

EXPENDITURE SCHEDULE:	PRIOR	2009-10	2010-11	2011-12	2012-13	2013-14	2014-15	FUTURE	TOTAL
Planning and Design	255	0	0	0	0	0	0	0	255
Construction	0	1,100	145	0	0	0	0	0	1,245

TOTAL EXPENDITURES: 255 1,100 145 0 0 0 0 0 1,500

HAULOVER PARK - BUILDING BETTER COMMUNITIES BOND PROGRAM PROJECT # 932740

DESCRIPTION: Construct park improvements including building construction and renovation, vehicle and pedestrian circulation, beach area, development of the great lawn, landscaping, and jetty pier

LOCATION: 10801 Collins Ave
 Unincorporated Miami-Dade County

DISTRICT LOCATED: 4
 DISTRICT(s) SERVED: Countywide

ESTIMATED ANNUAL OPERATING IMPACT: \$369

REVENUE SCHEDULE:	PRIOR	2009-10	2010-11	2011-12	2012-13	2013-14	2014-15	FUTURE	TOTAL
Building Better Communities GOB Program	6,261	3,829	1,396	347	85	6,052	3,959	1,071	23,000

TOTAL REVENUE: 6,261 3,829 1,396 347 85 6,052 3,959 1,071 23,000

EXPENDITURE SCHEDULE:	PRIOR	2009-10	2010-11	2011-12	2012-13	2013-14	2014-15	FUTURE	TOTAL
Planning and Design	542	119	640	347	85	11	0	64	1,808
Construction	5,719	3,710	756	0	0	6,041	3,959	1,007	21,192

TOTAL EXPENDITURES: 6,261 3,829 1,396 347 85 6,052 3,959 1,071 23,000

STRATEGIC AREA: Recreation and Culture
 DEPARTMENT: Park and Recreation

***** FUNDED PROJECTS *****
 (dollars in thousands)

Golf Improvements

COUNTRY CLUB OF MIAMI GOLF COURSE IMPROVEMENTS

PROJECT # 932980

DESCRIPTION: Continue improvements to the golf course including repairing wells on east and west course, renovation of clubhouse, lighting for driving range and practice area, regrassing of green slopes on east course, and repairing cart path on east course

LOCATION: 7620 Oakmont Cir

Unincorporated Miami-Dade County

DISTRICT LOCATED: 13

ESTIMATED ANNUAL OPERATING IMPACT: Minimal

DISTRICT(s) SERVED: Countywide

REVENUE SCHEDULE:	PRIOR	2009-10	2010-11	2011-12	2012-13	2013-14	2014-15	FUTURE	TOTAL
Capital Outlay Reserve	142	0	0	0	0	0	0	0	142
Other - County Bonds/Debt	4,600	0	0	0	0	0	0	0	4,600

TOTAL REVENUE: 4,742 0 0 0 0 0 0 0 0 4,742

EXPENDITURE SCHEDULE:	PRIOR	2009-10	2010-11	2011-12	2012-13	2013-14	2014-15	FUTURE	TOTAL
Planning and Design	507	0	0	0	0	0	0	0	507
Construction	3,851	384	0	0	0	0	0	0	4,235

TOTAL EXPENDITURES: 4,358 384 0 0 0 0 0 0 0 4,742

Infrastructure Improvements

PARK FACILITIES SEWER CONNECTIONS

PROJECT # 9341011

DESCRIPTION: Connect park facilities currently on septic tanks to sewers as mandated by state and local codes

LOCATION: Countywide

Countywide

DISTRICT LOCATED: Countywide

ESTIMATED ANNUAL OPERATING IMPACT: Minimal

DISTRICT(s) SERVED: Countywide

REVENUE SCHEDULE:	PRIOR	2009-10	2010-11	2011-12	2012-13	2013-14	2014-15	FUTURE	TOTAL
Capital Outlay Reserve	1,805	0	0	0	0	0	0	0	1,805

TOTAL REVENUE: 1,805 0 0 0 0 0 0 0 0 1,805

EXPENDITURE SCHEDULE:	PRIOR	2009-10	2010-11	2011-12	2012-13	2013-14	2014-15	FUTURE	TOTAL
Planning and Design	100	0	0	0	0	0	0	0	100
Construction	1,655	50	0	0	0	0	0	0	1,705

TOTAL EXPENDITURES: 1,755 50 0 0 0 0 0 0 0 1,805

STRATEGIC AREA: Recreation and Culture
 DEPARTMENT: Park and Recreation

***** FUNDED PROJECTS *****
 (dollars in thousands)

Local Parks - New

COUNTRY CLUB OF MIAMI COMMUNITY CENTER (FERRI PROPERTY)

PROJECT # 9345330

DESCRIPTION: Plan, design, and construct area previously known as the Ferri Property including development of a community center

LOCATION: Miami Gardens Dr and Old Elm Rd
 Unincorporated Miami-Dade County

DISTRICT LOCATED: 13
 DISTRICT(s) SERVED: 13

ESTIMATED ANNUAL OPERATING IMPACT: \$1,200

REVENUE SCHEDULE:	PRIOR	2009-10	2010-11	2011-12	2012-13	2013-14	2014-15	FUTURE	TOTAL
Other Non-County Sources	420	0	0	0	0	0	0	0	420
QNIP Phase II UMSA Bond Proceeds	238	0	0	0	0	0	0	0	238
QNIP Phase IV UMSA Bond Proceeds	1,682	0	0	0	0	0	0	0	1,682

TOTAL REVENUE: 2,340 0 0 0 0 0 0 0 0 2,340

EXPENDITURE SCHEDULE:	PRIOR	2009-10	2010-11	2011-12	2012-13	2013-14	2014-15	FUTURE	TOTAL
Planning and Design	595	0	0	0	0	0	0	0	595
Construction	1,005	740	0	0	0	0	0	0	1,745

TOTAL EXPENDITURES: 1,600 740 0 0 0 0 0 0 0 2,340

COUNTRY CLUB OF MIAMI COMMUNITY CENTER (FERRI PROPERTY) - BUILDING BETTER COMMUNITIES BOND PROGRAM

PROJECT # 936480

DESCRIPTION: Construct local park improvements including building construction and vehicle and pedestrian circulation improvements

LOCATION: Miami Gardens Dr and Old Elm Rd
 Unincorporated Miami-Dade County

DISTRICT LOCATED: 13
 DISTRICT(s) SERVED: 13

ESTIMATED ANNUAL OPERATING IMPACT: \$212

REVENUE SCHEDULE:	PRIOR	2009-10	2010-11	2011-12	2012-13	2013-14	2014-15	FUTURE	TOTAL
Building Better Communities GOB Program	300	1,800	0	0	0	0	0	0	2,100

TOTAL REVENUE: 300 1,800 0 0 0 0 0 0 0 2,100

EXPENDITURE SCHEDULE:	PRIOR	2009-10	2010-11	2011-12	2012-13	2013-14	2014-15	FUTURE	TOTAL
Planning and Design	30	0	0	0	0	0	0	0	30
Construction	270	1,800	0	0	0	0	0	0	2,070

TOTAL EXPENDITURES: 300 1,800 0 0 0 0 0 0 0 2,100

STRATEGIC AREA: Recreation and Culture
 DEPARTMENT: Park and Recreation

***** FUNDED PROJECTS *****
 (dollars in thousands)

PARK BENEFIT DISTRICT (PBD) NO. 1 LOCAL PARK DEVELOPMENT

PROJECT # 9340351

DESCRIPTION: Acquire and develop park land within PBD 1

LOCATION: Park Benefit District 1
 Unincorporated Miami-Dade County

DISTRICT LOCATED: 1, 2, 3, 4, 5, 6, 10, 12, 13
 DISTRICT(s) SERVED: 1, 2, 3, 4, 5, 6, 10, 12, 13

ESTIMATED ANNUAL OPERATING IMPACT: Minimal

REVENUE SCHEDULE:	PRIOR	2009-10	2010-11	2011-12	2012-13	2013-14	2014-15	FUTURE	TOTAL
Park Impact Fees	10,403	650	0	0	0	0	0	0	11,053

TOTAL REVENUE:	10,403	650	0	0	0	0	0	0	11,053
-----------------------	---------------	------------	----------	----------	----------	----------	----------	----------	---------------

EXPENDITURE SCHEDULE:	PRIOR	2009-10	2010-11	2011-12	2012-13	2013-14	2014-15	FUTURE	TOTAL
Land/Bldg. Acquisition	3,562	1,421	1,640	0	0	0	0	0	6,623
Planning and Design	385	248	264	0	0	0	0	0	897
Construction	1,366	881	936	350	0	0	0	0	3,533

TOTAL EXPENDITURES:	5,313	2,550	2,840	350	0	0	0	0	11,053
----------------------------	--------------	--------------	--------------	------------	----------	----------	----------	----------	---------------

PARK BENEFIT DISTRICT (PBD) NO. 2 LOCAL PARK DEVELOPMENT

PROJECT # 9340361

DESCRIPTION: Acquire and develop park land within PBD 2

LOCATION: Park Benefit District 2
 Unincorporated Miami-Dade County

DISTRICT LOCATED: 5, 6, 7, 8, 9, 10, 11
 DISTRICT(s) SERVED: 5, 6, 7, 8, 9, 10, 11

ESTIMATED ANNUAL OPERATING IMPACT: Minimal

REVENUE SCHEDULE:	PRIOR	2009-10	2010-11	2011-12	2012-13	2013-14	2014-15	FUTURE	TOTAL
Park Impact Fees	18,919	750	0	0	0	0	0	0	19,669

TOTAL REVENUE:	18,919	750	0	0	0	0	0	0	19,669
-----------------------	---------------	------------	----------	----------	----------	----------	----------	----------	---------------

EXPENDITURE SCHEDULE:	PRIOR	2009-10	2010-11	2011-12	2012-13	2013-14	2014-15	FUTURE	TOTAL
Land/Bldg. Acquisition	1,406	1,200	1,500	1,263	0	0	0	0	5,369
Planning and Design	1,558	425	476	408	421	0	0	0	3,288
Construction	2,567	2,075	2,324	1,992	2,054	0	0	0	11,012

TOTAL EXPENDITURES:	5,531	3,700	4,300	3,663	2,475	0	0	0	19,669
----------------------------	--------------	--------------	--------------	--------------	--------------	----------	----------	----------	---------------

STRATEGIC AREA: Recreation and Culture
 DEPARTMENT: Park and Recreation

***** FUNDED PROJECTS *****
 (dollars in thousands)

PARK BENEFIT DISTRICT (PBD) NO. 3 LOCAL PARK DEVELOPMENT

PROJECT # 9340281

DESCRIPTION: Acquire and develop park land within PBD 3

LOCATION: Park Benefit District 3
 Unincorporated Miami-Dade County

DISTRICT LOCATED: 8, 9
 DISTRICT(s) SERVED: 8, 9

ESTIMATED ANNUAL OPERATING IMPACT: Minimal

REVENUE SCHEDULE:	PRIOR	2009-10	2010-11	2011-12	2012-13	2013-14	2014-15	FUTURE	TOTAL
Park Impact Fees	8,000	0	0	0	0	0	0	0	8,000

TOTAL REVENUE:	8,000	0	0	0	0	0	0	0	8,000
-----------------------	--------------	----------	----------	----------	----------	----------	----------	----------	--------------

EXPENDITURE SCHEDULE:	PRIOR	2009-10	2010-11	2011-12	2012-13	2013-14	2014-15	FUTURE	TOTAL
Land/Bldg. Acquisition	34	335	0	0	0	0	0	0	369
Planning and Design	421	340	317	272	0	0	0	0	1,350
Construction	1,745	1,660	1,548	1,328	0	0	0	0	6,281

TOTAL EXPENDITURES:	2,200	2,335	1,865	1,600	0	0	0	0	8,000
----------------------------	--------------	--------------	--------------	--------------	----------	----------	----------	----------	--------------

SAFE NEIGHBORHOOD PARKS BOND PROGRAM - LOCAL PARK DEVELOPMENT

PROJECT # 9341001

DESCRIPTION: Acquire and develop various local parks

LOCATION: Unincorporated Miami-Dade County
 Unincorporated Miami-Dade County

DISTRICT LOCATED: Unincorporated Municipal Service Area
 DISTRICT(s) SERVED: Unincorporated Municipal Service Area

ESTIMATED ANNUAL OPERATING IMPACT: Minimal

REVENUE SCHEDULE:	PRIOR	2009-10	2010-11	2011-12	2012-13	2013-14	2014-15	FUTURE	TOTAL
Safe Neigh. Parks (SNP) Proceeds	24,882	0	0	0	0	0	0	0	24,882

TOTAL REVENUE:	24,882	0	0	0	0	0	0	0	24,882
-----------------------	---------------	----------	----------	----------	----------	----------	----------	----------	---------------

EXPENDITURE SCHEDULE:	PRIOR	2009-10	2010-11	2011-12	2012-13	2013-14	2014-15	FUTURE	TOTAL
Land/Bldg. Acquisition	7,905	0	0	0	0	0	0	0	7,905
Planning and Design	2,300	0	0	0	0	0	0	0	2,300
Construction	10,465	4,212	0	0	0	0	0	0	14,677

TOTAL EXPENDITURES:	20,670	4,212	0	0	0	0	0	0	24,882
----------------------------	---------------	--------------	----------	----------	----------	----------	----------	----------	---------------

STRATEGIC AREA: Recreation and Culture
 DEPARTMENT: Park and Recreation

***** FUNDED PROJECTS *****
 (dollars in thousands)

Local Parks - Renovation

ARCOLA LAKES PARK - BUILDING BETTER COMMUNITIES BOND PROGRAM

PROJECT # 938870

DESCRIPTION: Construct local park improvements including building and aquatic construction, picnic shelter, vehicle and pedestrian circulation, landscaping, and utilities

LOCATION: 1301 NW 83 St

Unincorporated Miami-Dade County

DISTRICT LOCATED: 2

ESTIMATED ANNUAL OPERATING IMPACT: \$680

DISTRICT(s) SERVED: Countywide

REVENUE SCHEDULE:	PRIOR	2009-10	2010-11	2011-12	2012-13	2013-14	2014-15	FUTURE	TOTAL
Building Better Communities GOB Program	634	4,265	1,101	0	0	0	0	0	6,000

TOTAL REVENUE:	634	4,265	1,101	0	0	0	0	0	6,000
-----------------------	------------	--------------	--------------	----------	----------	----------	----------	----------	--------------

EXPENDITURE SCHEDULE:	PRIOR	2009-10	2010-11	2011-12	2012-13	2013-14	2014-15	FUTURE	TOTAL
Planning and Design	554	58	0	0	0	0	0	0	612
Construction	80	4,207	1,101	0	0	0	0	0	5,388

TOTAL EXPENDITURES:	634	4,265	1,101	0	0	0	0	0	6,000
----------------------------	------------	--------------	--------------	----------	----------	----------	----------	----------	--------------

BIRD LAKES PARK - BUILDING BETTER COMMUNITIES BOND PROGRAM

PROJECT # 932090

DESCRIPTION: Design and construct improvements on the athletic field and park lighting

LOCATION: SW 144 Ave and SW 47 St

Unincorporated Miami-Dade County

DISTRICT LOCATED: 11

ESTIMATED ANNUAL OPERATING IMPACT: \$55

DISTRICT(s) SERVED: 10, 11

REVENUE SCHEDULE:	PRIOR	2009-10	2010-11	2011-12	2012-13	2013-14	2014-15	FUTURE	TOTAL
Building Better Communities GOB Program	283	0	0	0	0	0	0	0	283

TOTAL REVENUE:	283	0	0	0	0	0	0	0	283
-----------------------	------------	----------	----------	----------	----------	----------	----------	----------	------------

EXPENDITURE SCHEDULE:	PRIOR	2009-10	2010-11	2011-12	2012-13	2013-14	2014-15	FUTURE	TOTAL
Planning and Design	48	0	0	0	0	0	0	0	48
Construction	235	0	0	0	0	0	0	0	235

TOTAL EXPENDITURES:	283	0	0	0	0	0	0	0	283
----------------------------	------------	----------	----------	----------	----------	----------	----------	----------	------------

BISCAYNE SHORES PARK - BUILDING BETTER COMMUNITIES BOND PROGRAM

PROJECT # 933730

DESCRIPTION: Construct local park improvements including building construction, vehicle and pedestrian circulation, picnic area, landscaping, and utilities upgrades

LOCATION: NE 116 St and NE 14 Ave

Unincorporated Miami-Dade County

DISTRICT LOCATED: 4

ESTIMATED ANNUAL OPERATING IMPACT: \$175

DISTRICT(s) SERVED: 3, 4

REVENUE SCHEDULE:	PRIOR	2009-10	2010-11	2011-12	2012-13	2013-14	2014-15	FUTURE	TOTAL
Building Better Communities GOB Program	0	0	35	155	45	960	305	0	1,500

TOTAL REVENUE:	0	0	35	155	45	960	305	0	1,500
-----------------------	----------	----------	-----------	------------	-----------	------------	------------	----------	--------------

EXPENDITURE SCHEDULE:	PRIOR	2009-10	2010-11	2011-12	2012-13	2013-14	2014-15	FUTURE	TOTAL
Planning and Design	0	0	35	155	45	0	0	0	235
Construction	0	0	0	0	0	960	305	0	1,265

TOTAL EXPENDITURES:	0	0	35	155	45	960	305	0	1,500
----------------------------	----------	----------	-----------	------------	-----------	------------	------------	----------	--------------

STRATEGIC AREA: Recreation and Culture
 DEPARTMENT: Park and Recreation

***** FUNDED PROJECTS *****
 (dollars in thousands)

BRIAR BAY PARK - BUILDING BETTER COMMUNITIES BOND PROGRAM

PROJECT # 9310200

DESCRIPTION: Renovate, upgrade, and make improvements to local park

LOCATION: SW 128 St and SW 90 Ave
 Unincorporated Miami-Dade County

DISTRICT LOCATED: 8
 DISTRICT(s) SERVED: 8, 9

ESTIMATED ANNUAL OPERATING IMPACT: \$70

REVENUE SCHEDULE:	PRIOR	2009-10	2010-11	2011-12	2012-13	2013-14	2014-15	FUTURE	TOTAL
Building Better Communities GOB Program	43	207	0	0	0	0	0	0	250

TOTAL REVENUE:	43	207	0	0	0	0	0	0	250
-----------------------	-----------	------------	----------	----------	----------	----------	----------	----------	------------

EXPENDITURE SCHEDULE:	PRIOR	2009-10	2010-11	2011-12	2012-13	2013-14	2014-15	FUTURE	TOTAL
Planning and Design	43	7	0	0	0	0	0	0	50
Construction	0	200	0	0	0	0	0	0	200

TOTAL EXPENDITURES:	43	207	0	0	0	0	0	0	250
----------------------------	-----------	------------	----------	----------	----------	----------	----------	----------	------------

BROTHERS TO THE RESCUE MEMORIAL PARK PARKING LOT

PROJECT # 9341471

DESCRIPTION: Construction park beautification including replacement of fencing and landscaping

LOCATION: 7360 SW 24 St
 Unincorporated Miami-Dade County

DISTRICT LOCATED: 6
 DISTRICT(s) SERVED: 6

ESTIMATED ANNUAL OPERATING IMPACT: Minimal

REVENUE SCHEDULE:	PRIOR	2009-10	2010-11	2011-12	2012-13	2013-14	2014-15	FUTURE	TOTAL
Capital Outlay Reserve	225	0	0	0	0	0	0	0	225

TOTAL REVENUE:	225	0	0	0	0	0	0	0	225
-----------------------	------------	----------	----------	----------	----------	----------	----------	----------	------------

EXPENDITURE SCHEDULE:	PRIOR	2009-10	2010-11	2011-12	2012-13	2013-14	2014-15	FUTURE	TOTAL
Planning and Design	25	25	0	0	0	0	0	0	50
Construction	125	50	0	0	0	0	0	0	175

TOTAL EXPENDITURES:	150	75	0	0	0	0	0	0	225
----------------------------	------------	-----------	----------	----------	----------	----------	----------	----------	------------

CHUCK PEZOLDT PARK - BUILDING BETTER COMMUNITIES BOND PROGRAM

PROJECT # 936340

DESCRIPTION: Construct park improvements including building construction, athletic fields and courts, vehicle and pedestrian circulation, playground, landscaping irrigations, picnic area, and utilities

LOCATION: SW 168 St and SW 157 Ave
 Unincorporated Miami-Dade County

DISTRICT LOCATED: 9
 DISTRICT(s) SERVED: 9

ESTIMATED ANNUAL OPERATING IMPACT: \$418

REVENUE SCHEDULE:	PRIOR	2009-10	2010-11	2011-12	2012-13	2013-14	2014-15	FUTURE	TOTAL
Building Better Communities GOB Program	10	920	2,140	31	1,024	225	0	0	4,350

TOTAL REVENUE:	10	920	2,140	31	1,024	225	0	0	4,350
-----------------------	-----------	------------	--------------	-----------	--------------	------------	----------	----------	--------------

EXPENDITURE SCHEDULE:	PRIOR	2009-10	2010-11	2011-12	2012-13	2013-14	2014-15	FUTURE	TOTAL
Planning and Design	10	30	220	31	24	0	0	0	315
Construction	0	890	1,920	0	1,000	225	0	0	4,035

TOTAL EXPENDITURES:	10	920	2,140	31	1,024	225	0	0	4,350
----------------------------	-----------	------------	--------------	-----------	--------------	------------	----------	----------	--------------

STRATEGIC AREA: Recreation and Culture
 DEPARTMENT: Park and Recreation

***** FUNDED PROJECTS *****
 (dollars in thousands)

COLONIAL DRIVE PARK - BUILDING BETTER COMMUNITIES BOND PROGRAM

PROJECT # 934630

DESCRIPTION: Construct park improvements including building renovations, athletic field upgrades, irrigation upgrades, and playground

LOCATION: 10750 SW 156 Terr

Unincorporated Miami-Dade County

DISTRICT LOCATED: 9

ESTIMATED ANNUAL OPERATING IMPACT: Minimal

DISTRICT(s) SERVED: 9

REVENUE SCHEDULE:	PRIOR	2009-10	2010-11	2011-12	2012-13	2013-14	2014-15	FUTURE	TOTAL
Building Better Communities GOB Program	515	0	0	0	139	671	0	0	1,325

TOTAL REVENUE:	515	0	0	0	139	671	0	0	1,325
-----------------------	------------	----------	----------	----------	------------	------------	----------	----------	--------------

EXPENDITURE SCHEDULE:	PRIOR	2009-10	2010-11	2011-12	2012-13	2013-14	2014-15	FUTURE	TOTAL
Planning and Design	90	0	0	0	139	0	0	0	229
Construction	425	0	0	0	0	671	0	0	1,096

TOTAL EXPENDITURES:	515	0	0	0	139	671	0	0	1,325
----------------------------	------------	----------	----------	----------	------------	------------	----------	----------	--------------

CONTINENTAL PARK - BUILDING BETTER COMMUNITIES BOND PROGRAM

PROJECT # 934290

DESCRIPTION: Construct local park improvements including building expansion and playground replacement

LOCATION: 10000 SW 82 Ave

Unincorporated Miami-Dade County

DISTRICT LOCATED: 8

ESTIMATED ANNUAL OPERATING IMPACT: Minimal

DISTRICT(s) SERVED: 8

REVENUE SCHEDULE:	PRIOR	2009-10	2010-11	2011-12	2012-13	2013-14	2014-15	FUTURE	TOTAL
Building Better Communities GOB Program	200	125	0	0	0	0	0	0	325

TOTAL REVENUE:	200	125	0	0	0	0	0	0	325
-----------------------	------------	------------	----------	----------	----------	----------	----------	----------	------------

EXPENDITURE SCHEDULE:	PRIOR	2009-10	2010-11	2011-12	2012-13	2013-14	2014-15	FUTURE	TOTAL
Planning and Design	25	0	0	0	0	0	0	0	25
Construction	175	125	0	0	0	0	0	0	300

TOTAL EXPENDITURES:	200	125	0	0	0	0	0	0	325
----------------------------	------------	------------	----------	----------	----------	----------	----------	----------	------------

COUNTRY LAKE PARK - BUILDING BETTER COMMUNITIES BOND PROGRAM

PROJECT # 933480

DESCRIPTION: Construct local park improvements including building construction, athletic field and courts, playground, and landscaping

LOCATION: NW 195 St and NW 87 Ave

Unincorporated Miami-Dade County

DISTRICT LOCATED: 12

ESTIMATED ANNUAL OPERATING IMPACT: \$100

DISTRICT(s) SERVED: 12, 13

REVENUE SCHEDULE:	PRIOR	2009-10	2010-11	2011-12	2012-13	2013-14	2014-15	FUTURE	TOTAL
Building Better Communities GOB Program	0	0	0	0	0	47	126	2,327	2,500

TOTAL REVENUE:	0	0	0	0	0	47	126	2,327	2,500
-----------------------	----------	----------	----------	----------	----------	-----------	------------	--------------	--------------

EXPENDITURE SCHEDULE:	PRIOR	2009-10	2010-11	2011-12	2012-13	2013-14	2014-15	FUTURE	TOTAL
Planning and Design	0	0	0	0	0	47	126	227	400
Construction	0	0	0	0	0	0	0	2,100	2,100

TOTAL EXPENDITURES:	0	0	0	0	0	47	126	2,327	2,500
----------------------------	----------	----------	----------	----------	----------	-----------	------------	--------------	--------------

STRATEGIC AREA: Recreation and Culture
 DEPARTMENT: Park and Recreation

***** FUNDED PROJECTS *****
 (dollars in thousands)

COUNTRY VILLAGE PARK - BUILDING BETTER COMMUNITIES BOND PROGRAM PROJECT # 938840

DESCRIPTION: Construct park improvements including athletic fields, courts, and pedestrian circulation

LOCATION: 6550 NW 188 Terr

Unincorporated Miami-Dade County

DISTRICT LOCATED: 1

ESTIMATED ANNUAL OPERATING IMPACT: \$244

DISTRICT(s) SERVED: 1, 2, 13

REVENUE SCHEDULE:	PRIOR	2009-10	2010-11	2011-12	2012-13	2013-14	2014-15	FUTURE	TOTAL
Building Better Communities GOB Program	1,378	200	0	0	0	0	0	0	1,578

TOTAL REVENUE: 1,378 200 0 0 0 0 0 0 0 1,578

EXPENDITURE SCHEDULE:	PRIOR	2009-10	2010-11	2011-12	2012-13	2013-14	2014-15	FUTURE	TOTAL
Planning and Design	35	0	0	0	0	0	0	0	35
Construction	1,343	200	0	0	0	0	0	0	1,543

TOTAL EXPENDITURES: 1,378 200 0 0 0 0 0 0 0 1,578

DEERWOOD BONITA LAKES PARK - BUILDING BETTER COMMUNITIES BOND PROGRAM PROJECT # 932630

DESCRIPTION: Construct park improvements including a general plan and irrigation

LOCATION: SW 144 St and SW 122 Ave

Unincorporated Miami-Dade County

DISTRICT LOCATED: 9

ESTIMATED ANNUAL OPERATING IMPACT: \$150

DISTRICT(s) SERVED: 9, 11

REVENUE SCHEDULE:	PRIOR	2009-10	2010-11	2011-12	2012-13	2013-14	2014-15	FUTURE	TOTAL
Building Better Communities GOB Program	228	547	0	0	0	0	0	0	775

TOTAL REVENUE: 228 547 0 0 0 0 0 0 0 775

EXPENDITURE SCHEDULE:	PRIOR	2009-10	2010-11	2011-12	2012-13	2013-14	2014-15	FUTURE	TOTAL
Planning and Design	0	0	0	0	0	0	0	0	0
Construction	228	547	0	0	0	0	0	0	775

TOTAL EXPENDITURES: 228 547 0 0 0 0 0 0 0 775

DOMINO PARK-WEST PERRINE - BUILDING BETTER COMMUNITIES BOND PROGRAM PROJECT # 936540

DESCRIPTION: Construct park improvements to include development of the general plan and irrigation

LOCATION: SW 171 St and SW 104 Ave

Unincorporated Miami-Dade County

DISTRICT LOCATED: 9

ESTIMATED ANNUAL OPERATING IMPACT: \$75

DISTRICT(s) SERVED: 8, 9

REVENUE SCHEDULE:	PRIOR	2009-10	2010-11	2011-12	2012-13	2013-14	2014-15	FUTURE	TOTAL
Building Better Communities GOB Program	90	128	0	0	0	0	0	0	218

TOTAL REVENUE: 90 128 0 0 0 0 0 0 0 218

EXPENDITURE SCHEDULE:	PRIOR	2009-10	2010-11	2011-12	2012-13	2013-14	2014-15	FUTURE	TOTAL
Planning and Design	25	0	0	0	0	0	0	0	25
Construction	65	128	0	0	0	0	0	0	193

TOTAL EXPENDITURES: 90 128 0 0 0 0 0 0 0 218

STRATEGIC AREA: Recreation and Culture
 DEPARTMENT: Park and Recreation

***** FUNDED PROJECTS *****
 (dollars in thousands)

EDEN LAKES PARK - BUILDING BETTER COMMUNITIES BOND PROGRAM

PROJECT # 936230

DESCRIPTION: Construct local park improvements to include building renovations, irrigation, pool renovation and expansion, and site improvements

LOCATION: SW 162 Ave and SW 47 St
 Unincorporated Miami-Dade County

DISTRICT LOCATED: 11
 DISTRICT(s) SERVED: 11

ESTIMATED ANNUAL OPERATING IMPACT: \$80

REVENUE SCHEDULE:	PRIOR	2009-10	2010-11	2011-12	2012-13	2013-14	2014-15	FUTURE	TOTAL
Building Better Communities GOB Program	0	1,500	0	0	0	0	0	0	1,500

TOTAL REVENUE: 0 1,500 0 0 0 0 0 0 0 1,500

EXPENDITURE SCHEDULE:	PRIOR	2009-10	2010-11	2011-12	2012-13	2013-14	2014-15	FUTURE	TOTAL
Planning and Design	0	150	0	0	0	0	0	0	150
Construction	0	1,350	0	0	0	0	0	0	1,350

TOTAL EXPENDITURES: 0 1,500 0 0 0 0 0 0 0 1,500

GLORIA FLOYD AREA - BUILDING BETTER COMMUNITIES BOND PROGRAM

PROJECT # 936910

DESCRIPTION: Construct park improvements to existing local parks including renovations and upgrades

LOCATION: SW 126 St and SW 109 Ave
 Unincorporated Miami-Dade County

DISTRICT LOCATED: 8
 DISTRICT(s) SERVED: 8

ESTIMATED ANNUAL OPERATING IMPACT: \$75

REVENUE SCHEDULE:	PRIOR	2009-10	2010-11	2011-12	2012-13	2013-14	2014-15	FUTURE	TOTAL
Building Better Communities GOB Program	0	0	34	15	201	0	0	0	250

TOTAL REVENUE: 0 0 34 15 201 0 0 0 0 250

EXPENDITURE SCHEDULE:	PRIOR	2009-10	2010-11	2011-12	2012-13	2013-14	2014-15	FUTURE	TOTAL
Planning and Design	0	0	34	15	6	0	0	0	55
Construction	0	0	0	0	195	0	0	0	195

TOTAL EXPENDITURES: 0 0 34 15 201 0 0 0 0 250

GOULDS PARK - BUILDING BETTER COMMUNITIES BOND PROGRAM

PROJECT # 931100

DESCRIPTION: Construct local park improvements including building renovations, irrigation, pool renovation and expansion, and site improvements

LOCATION: 21805 SW 114 Ave
 Unincorporated Miami-Dade County

DISTRICT LOCATED: 9
 DISTRICT(s) SERVED: 8, 9

ESTIMATED ANNUAL OPERATING IMPACT: \$90

REVENUE SCHEDULE:	PRIOR	2009-10	2010-11	2011-12	2012-13	2013-14	2014-15	FUTURE	TOTAL
Building Better Communities GOB Program	131	11	984	117	0	0	0	0	1,243

TOTAL REVENUE: 131 11 984 117 0 0 0 0 0 1,243

EXPENDITURE SCHEDULE:	PRIOR	2009-10	2010-11	2011-12	2012-13	2013-14	2014-15	FUTURE	TOTAL
Planning and Design	131	11	0	0	0	0	0	0	142
Construction	0	0	984	117	0	0	0	0	1,101

TOTAL EXPENDITURES: 131 11 984 117 0 0 0 0 0 1,243

STRATEGIC AREA: Recreation and Culture
 DEPARTMENT: Park and Recreation

***** FUNDED PROJECTS *****
 (dollars in thousands)

GWEN CHERRY PARK - COMMISSION DISTRICT 2 - BUILDING BETTER COMMUNITIES BOND PROGRAM PROJECT # 932140

DESCRIPTION: Design and construct park improvements

LOCATION: 2591 NW 71 St
 Unincorporated Miami-Dade County

DISTRICT LOCATED: 2
 DISTRICT(s) SERVED: 1, 2, 3

ESTIMATED ANNUAL OPERATING IMPACT: \$200

REVENUE SCHEDULE:	PRIOR	2009-10	2010-11	2011-12	2012-13	2013-14	2014-15	FUTURE	TOTAL
Building Better Communities GOB Program	2,320	24	78	78	0	0	0	0	2,500

TOTAL REVENUE:	2,320	24	78	78	0	0	0	0	2,500
-----------------------	--------------	-----------	-----------	-----------	----------	----------	----------	----------	--------------

EXPENDITURE SCHEDULE:	PRIOR	2009-10	2010-11	2011-12	2012-13	2013-14	2014-15	FUTURE	TOTAL
Planning and Design	201	24	6	0	0	0	0	0	231
Construction	2,119	0	72	78	0	0	0	0	2,269

TOTAL EXPENDITURES:	2,320	24	78	78	0	0	0	0	2,500
----------------------------	--------------	-----------	-----------	-----------	----------	----------	----------	----------	--------------

GWEN CHERRY PARK IMPROVEMENTS PROJECT # 938350

DESCRIPTION: Design and construct pool improvements and unlighted tennis courts

LOCATION: 2591 NW 71 St
 Unincorporated Miami-Dade County

DISTRICT LOCATED: 2
 DISTRICT(s) SERVED: 1, 2, 3

ESTIMATED ANNUAL OPERATING IMPACT: Minimal

REVENUE SCHEDULE:	PRIOR	2009-10	2010-11	2011-12	2012-13	2013-14	2014-15	FUTURE	TOTAL
Capital Outlay Reserve	357	0	0	0	0	0	0	0	357

TOTAL REVENUE:	357	0	0	0	0	0	0	0	357
-----------------------	------------	----------	----------	----------	----------	----------	----------	----------	------------

EXPENDITURE SCHEDULE:	PRIOR	2009-10	2010-11	2011-12	2012-13	2013-14	2014-15	FUTURE	TOTAL
Planning and Design	63	0	0	0	0	0	0	0	63
Construction	194	100	0	0	0	0	0	0	294

TOTAL EXPENDITURES:	257	100	0	0	0	0	0	0	357
----------------------------	------------	------------	----------	----------	----------	----------	----------	----------	------------

JEFFERSON REAVES SR. PARK - BUILDING BETTER COMMUNITIES BOND PROGRAM PROJECT # 935270

DESCRIPTION: Construct local park improvements including courts and picnic areas

LOCATION: 3100 NW 50 St
 Unincorporated Miami-Dade County

DISTRICT LOCATED: 3
 DISTRICT(s) SERVED: 3

ESTIMATED ANNUAL OPERATING IMPACT: \$50

REVENUE SCHEDULE:	PRIOR	2009-10	2010-11	2011-12	2012-13	2013-14	2014-15	FUTURE	TOTAL
Building Better Communities GOB Program	94	0	0	0	106	0	0	0	200

TOTAL REVENUE:	94	0	0	0	106	0	0	0	200
-----------------------	-----------	----------	----------	----------	------------	----------	----------	----------	------------

EXPENDITURE SCHEDULE:	PRIOR	2009-10	2010-11	2011-12	2012-13	2013-14	2014-15	FUTURE	TOTAL
Construction	94	0	0	0	106	0	0	0	200

TOTAL EXPENDITURES:	94	0	0	0	106	0	0	0	200
----------------------------	-----------	----------	----------	----------	------------	----------	----------	----------	------------

STRATEGIC AREA: Recreation and Culture
 DEPARTMENT: Park and Recreation

***** FUNDED PROJECTS *****
 (dollars in thousands)

KENDALL INDIAN HAMMOCKS PARK - BUILDING BETTER COMMUNITIES BOND PROGRAM

PROJECT # 931720

DESCRIPTION: Construct park improvements including recreation center construction, athletic fields, dog park, vehicle and pedestrian circulation, and utilities upgrades

LOCATION: 11395 SW 79 St

Unincorporated Miami-Dade County

DISTRICT LOCATED: 10

ESTIMATED ANNUAL OPERATING IMPACT: \$320

DISTRICT(s) SERVED: Countywide

REVENUE SCHEDULE:	PRIOR	2009-10	2010-11	2011-12	2012-13	2013-14	2014-15	FUTURE	TOTAL
Building Better Communities GOB Program	60	0	0	1,440	0	86	321	4,093	6,000

TOTAL REVENUE:	60	0	0	1,440	0	86	321	4,093	6,000
-----------------------	-----------	----------	----------	--------------	----------	-----------	------------	--------------	--------------

EXPENDITURE SCHEDULE:	PRIOR	2009-10	2010-11	2011-12	2012-13	2013-14	2014-15	FUTURE	TOTAL
Planning and Design	60	0	0	140	0	86	321	314	921
Construction	0	0	0	1,300	0	0	0	3,779	5,079

TOTAL EXPENDITURES:	60	0	0	1,440	0	86	321	4,093	6,000
----------------------------	-----------	----------	----------	--------------	----------	-----------	------------	--------------	--------------

KENDALL SOCCER PARK - BUILDING BETTER COMMUNITIES BOND PROGRAM

PROJECT # 936860

DESCRIPTION: Construct areawide park improvements including building construction, athletic fields, playground, pedestrian circulation, picnic areas, and landscaping

LOCATION: SW 127 Ave and SW 80 St

Unincorporated Miami-Dade County

DISTRICT LOCATED: 10

ESTIMATED ANNUAL OPERATING IMPACT: \$309

DISTRICT(s) SERVED: Countywide

REVENUE SCHEDULE:	PRIOR	2009-10	2010-11	2011-12	2012-13	2013-14	2014-15	FUTURE	TOTAL
Building Better Communities GOB Program	3,150	0	0	115	30	705	0	0	4,000

TOTAL REVENUE:	3,150	0	0	115	30	705	0	0	4,000
-----------------------	--------------	----------	----------	------------	-----------	------------	----------	----------	--------------

EXPENDITURE SCHEDULE:	PRIOR	2009-10	2010-11	2011-12	2012-13	2013-14	2014-15	FUTURE	TOTAL
Planning and Design	0	0	0	115	30	0	0	0	145
Construction	3,150	0	0	0	0	705	0	0	3,855

TOTAL EXPENDITURES:	3,150	0	0	115	30	705	0	0	4,000
----------------------------	--------------	----------	----------	------------	-----------	------------	----------	----------	--------------

LAGO MAR PARK - BUILDING BETTER COMMUNITIES BOND PROGRAM (PROJ # 117)

PROJECT # 934730

DESCRIPTION: Construct local park improvements including building renovations, irrigation, pool renovation and expansion, and site improvements

LOCATION: SW 162 Ave and SW 80 St

Unincorporated Miami-Dade County

DISTRICT LOCATED: 11

ESTIMATED ANNUAL OPERATING IMPACT: \$145

DISTRICT(s) SERVED: 11

REVENUE SCHEDULE:	PRIOR	2009-10	2010-11	2011-12	2012-13	2013-14	2014-15	FUTURE	TOTAL
Building Better Communities GOB Program	127	339	534	0	0	0	0	0	1,000

TOTAL REVENUE:	127	339	534	0	0	0	0	0	1,000
-----------------------	------------	------------	------------	----------	----------	----------	----------	----------	--------------

EXPENDITURE SCHEDULE:	PRIOR	2009-10	2010-11	2011-12	2012-13	2013-14	2014-15	FUTURE	TOTAL
Planning and Design	116	0	0	0	0	0	0	0	116
Construction	11	339	534	0	0	0	0	0	884

TOTAL EXPENDITURES:	127	339	534	0	0	0	0	0	1,000
----------------------------	------------	------------	------------	----------	----------	----------	----------	----------	--------------

STRATEGIC AREA: Recreation and Culture
 DEPARTMENT: Park and Recreation

***** FUNDED PROJECTS *****
 (dollars in thousands)

LEISURE LAKES PARK - BUILDING BETTER COMMUNITIES BOND PROGRAM (PROJ # 102) PROJECT # 9310840

DESCRIPTION: Construct park improvements including building renovations

LOCATION: 29305 Illinois Rd
 Unincorporated Miami-Dade County

DISTRICT LOCATED: 8
 DISTRICT(s) SERVED: 8

ESTIMATED ANNUAL OPERATING IMPACT: \$55

REVENUE SCHEDULE:	PRIOR	2009-10	2010-11	2011-12	2012-13	2013-14	2014-15	FUTURE	TOTAL
Building Better Communities GOB Program	65	1,015	195	0	0	0	0	0	1,275

TOTAL REVENUE:	65	1,015	195	0	0	0	0	0	1,275
-----------------------	-----------	--------------	------------	----------	----------	----------	----------	----------	--------------

EXPENDITURE SCHEDULE:	PRIOR	2009-10	2010-11	2011-12	2012-13	2013-14	2014-15	FUTURE	TOTAL
Planning and Design	65	55	0	0	0	0	0	0	120
Construction	0	960	195	0	0	0	0	0	1,155

TOTAL EXPENDITURES:	65	1,015	195	0	0	0	0	0	1,275
----------------------------	-----------	--------------	------------	----------	----------	----------	----------	----------	--------------

LOCAL PARKS - COMMISSION DISTRICT 02 - BUILDING BETTER COMMUNITIES BOND PROGRAM PROJECT # 933490

DESCRIPTION: Construct improvements to existing local parks to include renovation and upgrades

LOCATION: Various Sites
 Various Sites

DISTRICT LOCATED: 2
 DISTRICT(s) SERVED: 2

ESTIMATED ANNUAL OPERATING IMPACT: \$100

REVENUE SCHEDULE:	PRIOR	2009-10	2010-11	2011-12	2012-13	2013-14	2014-15	FUTURE	TOTAL
Building Better Communities GOB Program	0	0	0	31	103	86	1,120	160	1,500

TOTAL REVENUE:	0	0	0	31	103	86	1,120	160	1,500
-----------------------	----------	----------	----------	-----------	------------	-----------	--------------	------------	--------------

EXPENDITURE SCHEDULE:	PRIOR	2009-10	2010-11	2011-12	2012-13	2013-14	2014-15	FUTURE	TOTAL
Planning and Design	0	0	0	31	103	86	20	0	240
Construction	0	0	0	0	0	0	1,100	160	1,260

TOTAL EXPENDITURES:	0	0	0	31	103	86	1,120	160	1,500
----------------------------	----------	----------	----------	-----------	------------	-----------	--------------	------------	--------------

LOCAL PARKS - COMMISSION DISTRICT 04 - BUILDING BETTER COMMUNITIES BOND PROGRAM PROJECT # 938550

DESCRIPTION: Construct improvements to existing local parks to include renovations and upgrades

LOCATION: Various Sites
 Various Sites

DISTRICT LOCATED: 4
 DISTRICT(s) SERVED: 4

ESTIMATED ANNUAL OPERATING IMPACT: \$60

REVENUE SCHEDULE:	PRIOR	2009-10	2010-11	2011-12	2012-13	2013-14	2014-15	FUTURE	TOTAL
Building Better Communities GOB Program	103	0	0	0	0	0	46	178	327

TOTAL REVENUE:	103	0	0	0	0	0	46	178	327
-----------------------	------------	----------	----------	----------	----------	----------	-----------	------------	------------

EXPENDITURE SCHEDULE:	PRIOR	2009-10	2010-11	2011-12	2012-13	2013-14	2014-15	FUTURE	TOTAL
Planning and Design	0	0	0	0	0	0	46	0	46
Construction	103	0	0	0	0	0	0	178	281

TOTAL EXPENDITURES:	103	0	0	0	0	0	46	178	327
----------------------------	------------	----------	----------	----------	----------	----------	-----------	------------	------------

STRATEGIC AREA: Recreation and Culture
 DEPARTMENT: Park and Recreation

***** FUNDED PROJECTS *****
 (dollars in thousands)

LOCAL PARKS - COMMISSION DISTRICT 10 - BUILDING BETTER COMMUNITIES BOND PROGRAM PROJECT # 932050

DESCRIPTION: Construct improvements to existing local parks to include renovations and upgrades

LOCATION: Various Sites
 Various Sites

DISTRICT LOCATED: 10
 DISTRICT(s) SERVED: 10

ESTIMATED ANNUAL OPERATING IMPACT: \$100

REVENUE SCHEDULE:	PRIOR	2009-10	2010-11	2011-12	2012-13	2013-14	2014-15	FUTURE	TOTAL
Building Better Communities GOB Program	541	350	621	395	136	113	0	1,844	4,000

TOTAL REVENUE: 541 350 621 395 136 113 0 1,844 4,000

EXPENDITURE SCHEDULE:	PRIOR	2009-10	2010-11	2011-12	2012-13	2013-14	2014-15	FUTURE	TOTAL
Planning and Design	40	100	50	30	23	19	0	150	412
Construction	501	250	571	365	113	94	0	1,694	3,588

TOTAL EXPENDITURES: 541 350 621 395 136 113 0 1,844 4,000

LOCAL PARKS - COMMISSION DISTRICT 11 - BUILDING BETTER COMMUNITIES BOND PROGRAM PROJECT # 937700

DESCRIPTION: Construct improvements to existing local parks to include renovations and upgrades

LOCATION: Various Sites
 Various Sites

DISTRICT LOCATED: 11
 DISTRICT(s) SERVED: 11

ESTIMATED ANNUAL OPERATING IMPACT: \$200

REVENUE SCHEDULE:	PRIOR	2009-10	2010-11	2011-12	2012-13	2013-14	2014-15	FUTURE	TOTAL
Building Better Communities GOB Program	760	0	0	32	53	317	76	2,262	3,500

TOTAL REVENUE: 760 0 0 32 53 317 76 2,262 3,500

EXPENDITURE SCHEDULE:	PRIOR	2009-10	2010-11	2011-12	2012-13	2013-14	2014-15	FUTURE	TOTAL
Planning and Design	0	0	0	32	53	317	76	0	478
Construction	760	0	0	0	0	0	0	2,262	3,022

TOTAL EXPENDITURES: 760 0 0 32 53 317 76 2,262 3,500

LOCAL PARKS - COMMISSION DISTRICT 13 - BUILDING BETTER COMMUNITIES BOND PROGRAM PROJECT # 9310370

DESCRIPTION: Construct improvements to existing local parks to include renovations and upgrades

LOCATION: Various Sites
 Various Sites

DISTRICT LOCATED: 13
 DISTRICT(s) SERVED: 13

ESTIMATED ANNUAL OPERATING IMPACT: \$100

REVENUE SCHEDULE:	PRIOR	2009-10	2010-11	2011-12	2012-13	2013-14	2014-15	FUTURE	TOTAL
Building Better Communities GOB Program	598	0	0	247	438	0	0	0	1,283

TOTAL REVENUE: 598 0 0 247 438 0 0 0 1,283

EXPENDITURE SCHEDULE:	PRIOR	2009-10	2010-11	2011-12	2012-13	2013-14	2014-15	FUTURE	TOTAL
Planning and Design	46	0	0	47	0	0	0	0	93
Construction	552	0	0	200	438	0	0	0	1,190

TOTAL EXPENDITURES: 598 0 0 247 438 0 0 0 1,283

STRATEGIC AREA: Recreation and Culture
 DEPARTMENT: Park and Recreation

***** FUNDED PROJECTS *****
 (dollars in thousands)

LOCAL PARKS PROJECTS DONATED BY COMMISSION DISTRICT 08

PROJECT # 937970

DESCRIPTION: Construct park improvements funded by the Commission District 8 reserve

LOCATION: Various Sites
 Various Sites

DISTRICT LOCATED: 8
 DISTRICT(s) SERVED: 8

ESTIMATED ANNUAL OPERATING IMPACT: Minimal

REVENUE SCHEDULE:	PRIOR	2009-10	2010-11	2011-12	2012-13	2013-14	2014-15	FUTURE	TOTAL
Commissioner Donations	1,455	0	0	0	0	0	0	0	1,455

TOTAL REVENUE:	1,455	0	0	0	0	0	0	0	1,455
----------------	-------	---	---	---	---	---	---	---	-------

EXPENDITURE SCHEDULE:	PRIOR	2009-10	2010-11	2011-12	2012-13	2013-14	2014-15	FUTURE	TOTAL
Planning and Design	340	30	0	0	0	0	0	0	370
Construction	985	100	0	0	0	0	0	0	1,085

TOTAL EXPENDITURES:	1,325	130	0	0	0	0	0	0	1,455
---------------------	-------	-----	---	---	---	---	---	---	-------

MARVA BANNERMAN PARK - BUILDING BETTER COMMUNITIES BOND PROGRAM

PROJECT # 931040

DESCRIPTION: Construct local park improvements including irrigation, lighting, and seating

LOCATION: 4830 NW 24 Ave
 Unincorporated Miami-Dade County

DISTRICT LOCATED: 3
 DISTRICT(s) SERVED: 3

ESTIMATED ANNUAL OPERATING IMPACT: \$30

REVENUE SCHEDULE:	PRIOR	2009-10	2010-11	2011-12	2012-13	2013-14	2014-15	FUTURE	TOTAL
Building Better Communities GOB Program	0	0	0	113	37	0	0	0	150

TOTAL REVENUE:	0	0	0	113	37	0	0	0	150
----------------	---	---	---	-----	----	---	---	---	-----

EXPENDITURE SCHEDULE:	PRIOR	2009-10	2010-11	2011-12	2012-13	2013-14	2014-15	FUTURE	TOTAL
Planning and Design	0	0	30	0	0	0	0	0	30
Construction	0	0	0	83	37	0	0	0	120

TOTAL EXPENDITURES:	0	0	30	83	37	0	0	0	150
---------------------	---	---	----	----	----	---	---	---	-----

MEDSOUTH PARK - BUILDING BETTER COMMUNITIES BOND PROGRAM

PROJECT # 935660

DESCRIPTION: Construct park improvements including courts, playground, vehicle and pedestrian circulation, picnic areas, exercise station, and landscaping

LOCATION: SW 280 St and SW 130 Ave
 Unincorporated Miami-Dade County

DISTRICT LOCATED: 9
 DISTRICT(s) SERVED: 9

ESTIMATED ANNUAL OPERATING IMPACT: \$75

REVENUE SCHEDULE:	PRIOR	2009-10	2010-11	2011-12	2012-13	2013-14	2014-15	FUTURE	TOTAL
Building Better Communities GOB Program	0	0	59	62	63	516	0	0	700

TOTAL REVENUE:	0	0	59	62	63	516	0	0	700
----------------	---	---	----	----	----	-----	---	---	-----

EXPENDITURE SCHEDULE:	PRIOR	2009-10	2010-11	2011-12	2012-13	2013-14	2014-15	FUTURE	TOTAL
Planning and Design	0	0	59	62	19	0	0	0	140
Construction	0	0	0	0	44	516	0	0	560

TOTAL EXPENDITURES:	0	0	59	62	63	516	0	0	700
---------------------	---	---	----	----	----	-----	---	---	-----

STRATEGIC AREA: Recreation and Culture
 DEPARTMENT: Park and Recreation

***** FUNDED PROJECTS *****
 (dollars in thousands)

NARANJA PARK - BUILDING BETTER COMMUNITIES BOND PROGRAM

PROJECT # 932790

DESCRIPTION: Construct local park improvements including building renovations, irrigation, pool renovation and expansion, and site improvements

LOCATION: 14150 SW 264 St
 Unincorporated Miami-Dade County

DISTRICT LOCATED: 9
 DISTRICT(s) SERVED: 8, 9

ESTIMATED ANNUAL OPERATING IMPACT: \$90

REVENUE SCHEDULE:	PRIOR	2009-10	2010-11	2011-12	2012-13	2013-14	2014-15	FUTURE	TOTAL
Building Better Communities GOB Program	547	25	565	863	0	0	0	0	2,000

TOTAL REVENUE:	547	25	565	863	0	0	0	0	2,000
-----------------------	------------	-----------	------------	------------	----------	----------	----------	----------	--------------

EXPENDITURE SCHEDULE:	PRIOR	2009-10	2010-11	2011-12	2012-13	2013-14	2014-15	FUTURE	TOTAL
Planning and Design	347	25	15	0	0	0	0	0	387
Construction	200	0	550	863	0	0	0	0	1,613

TOTAL EXPENDITURES:	547	25	565	863	0	0	0	0	2,000
----------------------------	------------	-----------	------------	------------	----------	----------	----------	----------	--------------

NORTH GLADE PARK (MEADOW WOOD PARK) - BUILDING BETTER COMMUNITIES BOND PROGRAM

PROJECT # 931420

DESCRIPTION: Construct park improvements including building construction

LOCATION: 17355 NW 52 Ave
 Unincorporated Miami-Dade County

DISTRICT LOCATED: 1
 DISTRICT(s) SERVED: 1

ESTIMATED ANNUAL OPERATING IMPACT: \$246

REVENUE SCHEDULE:	PRIOR	2009-10	2010-11	2011-12	2012-13	2013-14	2014-15	FUTURE	TOTAL
Building Better Communities GOB Program	157	698	545	0	0	0	0	0	1,400

TOTAL REVENUE:	157	698	545	0	0	0	0	0	1,400
-----------------------	------------	------------	------------	----------	----------	----------	----------	----------	--------------

EXPENDITURE SCHEDULE:	PRIOR	2009-10	2010-11	2011-12	2012-13	2013-14	2014-15	FUTURE	TOTAL
Planning and Design	157	25	0	0	0	0	0	0	182
Construction	0	673	545	0	0	0	0	0	1,218

TOTAL EXPENDITURES:	157	698	545	0	0	0	0	0	1,400
----------------------------	------------	------------	------------	----------	----------	----------	----------	----------	--------------

NORTH SHORECREST AND MILITARY TRAIL PARK - BUILDING BETTER COMMUNITIES BOND PROGRAM

PROJECT # 934640

DESCRIPTION: Construct park improvements including shelter, exercise station, pedestrian circulation, natural areas, and landscaping

LOCATION: 801 NE 88 St
 Unincorporated Miami-Dade County

DISTRICT LOCATED: 3
 DISTRICT(s) SERVED: 3

ESTIMATED ANNUAL OPERATING IMPACT: \$125

REVENUE SCHEDULE:	PRIOR	2009-10	2010-11	2011-12	2012-13	2013-14	2014-15	FUTURE	TOTAL
Building Better Communities GOB Program	0	0	50	49	401	0	0	0	500

TOTAL REVENUE:	0	0	50	49	401	0	0	0	500
-----------------------	----------	----------	-----------	-----------	------------	----------	----------	----------	------------

EXPENDITURE SCHEDULE:	PRIOR	2009-10	2010-11	2011-12	2012-13	2013-14	2014-15	FUTURE	TOTAL
Planning and Design	0	0	50	49	0	0	0	0	99
Construction	0	0	0	0	401	0	0	0	401

TOTAL EXPENDITURES:	0	0	50	49	401	0	0	0	500
----------------------------	----------	----------	-----------	-----------	------------	----------	----------	----------	------------

STRATEGIC AREA: Recreation and Culture
DEPARTMENT: Park and Recreation

***** FUNDED PROJECTS *****
(dollars in thousands)

NORTH TRAIL PARK - BUILDING BETTER COMMUNITIES BOND PROGRAM

PROJECT # 934610

DESCRIPTION: Construct local park improvements including picnic areas, athletic fields and courts, pedestrian circulation, and landscaping

LOCATION: NW 8 St and NW 127 Ave
Unincorporated Miami-Dade County

DISTRICT LOCATED: 12
DISTRICT(s) SERVED: 12

ESTIMATED ANNUAL OPERATING IMPACT: \$163

REVENUE SCHEDULE:	PRIOR	2009-10	2010-11	2011-12	2012-13	2013-14	2014-15	FUTURE	TOTAL
Building Better Communities GOB Program	0	1,500	259	0	0	0	0	0	1,759

TOTAL REVENUE:	0	1,500	259	0	0	0	0	0	1,759
-----------------------	----------	--------------	------------	----------	----------	----------	----------	----------	--------------

EXPENDITURE SCHEDULE:	PRIOR	2009-10	2010-11	2011-12	2012-13	2013-14	2014-15	FUTURE	TOTAL
Planning and Design	0	0	0	0	0	0	0	0	0
Construction	0	1,500	259	0	0	0	0	0	1,759

TOTAL EXPENDITURES:	0	1,500	259	0	0	0	0	0	1,759
----------------------------	----------	--------------	------------	----------	----------	----------	----------	----------	--------------

OAK GROVE PARK - BUILDING BETTER COMMUNITIES BOND PROGRAM

PROJECT # 935510

DESCRIPTION: Construct local park improvements including restroom renovation, playground, picnic area, pedestrian circulation improvements, and landscaping

LOCATION: 690 NE 159 St
Unincorporated Miami-Dade County

DISTRICT LOCATED: 2
DISTRICT(s) SERVED: 2

ESTIMATED ANNUAL OPERATING IMPACT: \$115

REVENUE SCHEDULE:	PRIOR	2009-10	2010-11	2011-12	2012-13	2013-14	2014-15	FUTURE	TOTAL
Building Better Communities GOB Program	428	190	0	0	0	0	0	0	618

TOTAL REVENUE:	428	190	0	0	0	0	0	0	618
-----------------------	------------	------------	----------	----------	----------	----------	----------	----------	------------

EXPENDITURE SCHEDULE:	PRIOR	2009-10	2010-11	2011-12	2012-13	2013-14	2014-15	FUTURE	TOTAL
Planning and Design	30	0	0	0	0	0	0	0	30
Construction	398	190	0	0	0	0	0	0	588

TOTAL EXPENDITURES:	428	190	0	0	0	0	0	0	618
----------------------------	------------	------------	----------	----------	----------	----------	----------	----------	------------

OLYMPIC PARK - BUILDING BETTER COMMUNITIES BOND PROGRAM

PROJECT # 936040

DESCRIPTION: Construct park improvements including building construction and vehicle circulation

LOCATION: 8601 SW 152 Ave
Unincorporated Miami-Dade County

DISTRICT LOCATED: 11
DISTRICT(s) SERVED: 11

ESTIMATED ANNUAL OPERATING IMPACT: \$170

REVENUE SCHEDULE:	PRIOR	2009-10	2010-11	2011-12	2012-13	2013-14	2014-15	FUTURE	TOTAL
Building Better Communities GOB Program	185	69	140	35	570	601	0	0	1,600

TOTAL REVENUE:	185	69	140	35	570	601	0	0	1,600
-----------------------	------------	-----------	------------	-----------	------------	------------	----------	----------	--------------

EXPENDITURE SCHEDULE:	PRIOR	2009-10	2010-11	2011-12	2012-13	2013-14	2014-15	FUTURE	TOTAL
Planning and Design	56	69	140	35	5	0	0	0	305
Construction	129	0	0	0	565	601	0	0	1,295

TOTAL EXPENDITURES:	185	69	140	35	570	601	0	0	1,600
----------------------------	------------	-----------	------------	-----------	------------	------------	----------	----------	--------------

STRATEGIC AREA: Recreation and Culture
 DEPARTMENT: Park and Recreation

***** FUNDED PROJECTS *****
 (dollars in thousands)

QUALITY NEIGHBORHOOD IMPROVEMENT PROGRAM BOND PHASE II - LOCAL PARK IMPROVEMENTS PROJECT # 93410300

DESCRIPTION: Renovate and improve various local parks

LOCATION: Unincorporated Miami-Dade County
 Unincorporated Miami-Dade County

DISTRICT LOCATED: Unincorporated Municipal Service Area
 DISTRICT(s) SERVED: Unincorporated Municipal Service Area

ESTIMATED ANNUAL OPERATING IMPACT: Minimal

REVENUE SCHEDULE:	PRIOR	2009-10	2010-11	2011-12	2012-13	2013-14	2014-15	FUTURE	TOTAL
QNIP Phase II UMSA Bond Proceeds	17,900	0	0	0	0	0	0	0	17,900

TOTAL REVENUE:	17,900	0	0	0	0	0	0	0	17,900
----------------	--------	---	---	---	---	---	---	---	--------

EXPENDITURE SCHEDULE:	PRIOR	2009-10	2010-11	2011-12	2012-13	2013-14	2014-15	FUTURE	TOTAL
Land/Bldg. Acquisition	960	0	0	0	0	0	0	0	960
Planning and Design	2,838	200	0	0	0	0	0	0	3,038
Construction	12,021	700	1,181	0	0	0	0	0	13,902

TOTAL EXPENDITURES:	15,819	900	1,181	0	0	0	0	0	17,900
---------------------	--------	-----	-------	---	---	---	---	---	--------

QUALITY NEIGHBORHOOD IMPROVEMENT PROGRAM BOND PHASE IV - LOCAL PARK IMPROVEMENTS PROJECT # 934750

DESCRIPTION: Renovate and improve various local parks

LOCATION: Unincorporated Miami-Dade County
 Unincorporated Miami-Dade County

DISTRICT LOCATED: Unincorporated Municipal Service Area
 DISTRICT(s) SERVED: Unincorporated Municipal Service Area

ESTIMATED ANNUAL OPERATING IMPACT: Minimal

REVENUE SCHEDULE:	PRIOR	2009-10	2010-11	2011-12	2012-13	2013-14	2014-15	FUTURE	TOTAL
QNIP Phase IV UMSA Bond Proceeds	9,652	0	0	0	0	0	0	0	9,652

TOTAL REVENUE:	9,652	0	0	0	0	0	0	0	9,652
----------------	-------	---	---	---	---	---	---	---	-------

EXPENDITURE SCHEDULE:	PRIOR	2009-10	2010-11	2011-12	2012-13	2013-14	2014-15	FUTURE	TOTAL
Planning and Design	1,856	0	0	0	0	0	0	0	1,856
Construction	6,787	1,009	0	0	0	0	0	0	7,796

TOTAL EXPENDITURES:	8,643	1,009	0	0	0	0	0	0	9,652
---------------------	-------	-------	---	---	---	---	---	---	-------

QUALITY NEIGHBORHOOD IMPROVEMENT PROGRAM BOND PHASE V - LOCAL PARK IMPROVEMENTS PROJECT # 938040

DESCRIPTION: Renovate and improve various local parks

LOCATION: Unincorporated Miami-Dade County
 Unincorporated Miami-Dade County

DISTRICT LOCATED: Unincorporated Municipal Service Area
 DISTRICT(s) SERVED: Unincorporated Municipal Service Area

ESTIMATED ANNUAL OPERATING IMPACT: Minimal

REVENUE SCHEDULE:	PRIOR	2009-10	2010-11	2011-12	2012-13	2013-14	2014-15	FUTURE	TOTAL
QNIP Phase V UMSA Bond Proceeds	7,249	0	0	0	0	0	0	0	7,249

TOTAL REVENUE:	7,249	0	0	0	0	0	0	0	7,249
----------------	-------	---	---	---	---	---	---	---	-------

EXPENDITURE SCHEDULE:	PRIOR	2009-10	2010-11	2011-12	2012-13	2013-14	2014-15	FUTURE	TOTAL
Planning and Design	1,028	100	0	0	0	0	0	0	1,128
Construction	3,907	900	800	514	0	0	0	0	6,121

TOTAL EXPENDITURES:	4,935	1,000	800	514	0	0	0	0	7,249
---------------------	-------	-------	-----	-----	---	---	---	---	-------

STRATEGIC AREA: Recreation and Culture
 DEPARTMENT: Park and Recreation

***** FUNDED PROJECTS *****
 (dollars in thousands)

ROYAL COLONIAL PARK - BUILDING BETTER COMMUNITIES BOND PROGRAM PROJECT # 935850

DESCRIPTION: Construct local park improvements including picnic area, vehicle and pedestrian circulation, landscaping, and utilities

LOCATION: SW 147 Ave and SW 280 St
 Unincorporated Miami-Dade County

DISTRICT LOCATED: 8
 DISTRICT(s) SERVED: 8

ESTIMATED ANNUAL OPERATING IMPACT: \$150

REVENUE SCHEDULE:	PRIOR	2009-10	2010-11	2011-12	2012-13	2013-14	2014-15	FUTURE	TOTAL
Building Better Communities GOB Program	40	260	1,100	0	0	0	0	0	1,400

TOTAL REVENUE: 40 260 1,100 0 0 0 0 0 0 1,400

EXPENDITURE SCHEDULE:	PRIOR	2009-10	2010-11	2011-12	2012-13	2013-14	2014-15	FUTURE	TOTAL
Planning and Design	40	45	0	0	0	0	0	0	85
Construction	0	215	1,100	0	0	0	0	0	1,315

TOTAL EXPENDITURES: 40 260 1,100 0 0 0 0 0 0 1,400

SAFE NEIGHBORHOOD PARKS BOND PROGRAM - LOCAL PARK IMPROVEMENTS PROJECT # 9341021

DESCRIPTION: Renovate and upgrade various local parks

LOCATION: Unincorporated Miami-Dade County
 Unincorporated Miami-Dade County

DISTRICT LOCATED: Unincorporated Municipal Service Area
 DISTRICT(s) SERVED: Unincorporated Municipal Service Area

ESTIMATED ANNUAL OPERATING IMPACT: Minimal

REVENUE SCHEDULE:	PRIOR	2009-10	2010-11	2011-12	2012-13	2013-14	2014-15	FUTURE	TOTAL
Safe Neigh. Parks (SNP) Proceeds	15,850	0	0	0	0	0	0	0	15,850

TOTAL REVENUE: 15,850 0 0 0 0 0 0 0 0 15,850

EXPENDITURE SCHEDULE:	PRIOR	2009-10	2010-11	2011-12	2012-13	2013-14	2014-15	FUTURE	TOTAL
Planning and Design	1,319	0	0	0	0	0	0	0	1,319
Construction	13,101	1,430	0	0	0	0	0	0	14,531

TOTAL EXPENDITURES: 14,420 1,430 0 0 0 0 0 0 0 15,850

SAFE NEIGHBORHOOD PARKS BOND PROGRAM - LOCAL PARKS PER CAPITA ALLOCATION PROJECT # 9341041

DESCRIPTION: Renovate and upgrade various local parks

LOCATION: Unincorporated Miami-Dade County
 Unincorporated Miami-Dade County

DISTRICT LOCATED: Unincorporated Municipal Service Area
 DISTRICT(s) SERVED: Unincorporated Municipal Service Area

ESTIMATED ANNUAL OPERATING IMPACT: Minimal

REVENUE SCHEDULE:	PRIOR	2009-10	2010-11	2011-12	2012-13	2013-14	2014-15	FUTURE	TOTAL
Safe Neigh. Parks (SNP) Proceeds	10,250	0	0	0	0	0	0	0	10,250

TOTAL REVENUE: 10,250 0 0 0 0 0 0 0 0 10,250

EXPENDITURE SCHEDULE:	PRIOR	2009-10	2010-11	2011-12	2012-13	2013-14	2014-15	FUTURE	TOTAL
Planning and Design	950	0	0	0	0	0	0	0	950
Construction	8,500	800	0	0	0	0	0	0	9,300

TOTAL EXPENDITURES: 9,450 800 0 0 0 0 0 0 0 10,250

STRATEGIC AREA: Recreation and Culture
 DEPARTMENT: Park and Recreation

***** FUNDED PROJECTS *****
 (dollars in thousands)

SAFE NEIGHBORHOOD PARKS BOND PROGRAM - POOL IMPROVEMENTS AND DEVELOPMENT PROJECT # 9341031

DESCRIPTION: Renovate and upgrade aquatic facilities at Norwood, Gwen Cherry, Cutler Ridge, South Dade, A.D. Barnes, and Tamiami parks

LOCATION: Various Sites
 Various Sites

DISTRICT LOCATED: 1, 2, 6, 8, 11
 DISTRICT(s) SERVED: Countywide

ESTIMATED ANNUAL OPERATING IMPACT: Minimal

REVENUE SCHEDULE:	PRIOR	2009-10	2010-11	2011-12	2012-13	2013-14	2014-15	FUTURE	TOTAL
Safe Neigh. Parks (SNP) Proceeds	3,000	0	0	0	0	0	0	0	3,000

TOTAL REVENUE:	3,000	0	0	0	0	0	0	0	3,000
-----------------------	--------------	----------	----------	----------	----------	----------	----------	----------	--------------

EXPENDITURE SCHEDULE:	PRIOR	2009-10	2010-11	2011-12	2012-13	2013-14	2014-15	FUTURE	TOTAL
Planning and Design	572	0	0	0	0	0	0	0	572
Construction	1,788	640	0	0	0	0	0	0	2,428

TOTAL EXPENDITURES:	2,360	640	0	0	0	0	0	0	3,000
----------------------------	--------------	------------	----------	----------	----------	----------	----------	----------	--------------

SERGEANT JOSEPH DELANCY PARK - BUILDING BETTER COMMUNITIES BOND PROGRAM PROJECT # 938340

DESCRIPTION: Construct local park improvements including pool renovation, expansion, and irrigation

LOCATION: 14450 Boggs Dr
 Unincorporated Miami-Dade County

DISTRICT LOCATED: 8
 DISTRICT(s) SERVED: 8

ESTIMATED ANNUAL OPERATING IMPACT: \$90

REVENUE SCHEDULE:	PRIOR	2009-10	2010-11	2011-12	2012-13	2013-14	2014-15	FUTURE	TOTAL
Building Better Communities GOB Program	443	1,869	188	0	0	0	0	0	2,500

TOTAL REVENUE:	443	1,869	188	0	0	0	0	0	2,500
-----------------------	------------	--------------	------------	----------	----------	----------	----------	----------	--------------

EXPENDITURE SCHEDULE:	PRIOR	2009-10	2010-11	2011-12	2012-13	2013-14	2014-15	FUTURE	TOTAL
Planning and Design	362	5	0	0	0	0	0	0	367
Construction	81	1,864	188	0	0	0	0	0	2,133

TOTAL EXPENDITURES:	443	1,869	188	0	0	0	0	0	2,500
----------------------------	------------	--------------	------------	----------	----------	----------	----------	----------	--------------

SHARMAN PARK - BUILDING BETTER COMMUNITIES BOND PROGRAM PROJECT # 938680

DESCRIPTION: Construct park improvements including the development of a general plan, renovation of facilities, and irrigation

LOCATION: SW 219 St and SW 123 Ave
 Unincorporated Miami-Dade County

DISTRICT LOCATED: 9
 DISTRICT(s) SERVED: 9

ESTIMATED ANNUAL OPERATING IMPACT: \$116

REVENUE SCHEDULE:	PRIOR	2009-10	2010-11	2011-12	2012-13	2013-14	2014-15	FUTURE	TOTAL
Building Better Communities GOB Program	0	28	572	0	0	0	0	0	600

TOTAL REVENUE:	0	28	572	0	0	0	0	0	600
-----------------------	----------	-----------	------------	----------	----------	----------	----------	----------	------------

EXPENDITURE SCHEDULE:	PRIOR	2009-10	2010-11	2011-12	2012-13	2013-14	2014-15	FUTURE	TOTAL
Planning and Design	0	28	92	0	0	0	0	0	120
Construction	0	0	480	0	0	0	0	0	480

TOTAL EXPENDITURES:	0	28	572	0	0	0	0	0	600
----------------------------	----------	-----------	------------	----------	----------	----------	----------	----------	------------

STRATEGIC AREA: Recreation and Culture
 DEPARTMENT: Park and Recreation

***** FUNDED PROJECTS *****
 (dollars in thousands)

SOUTH DADE PARK - BUILDING BETTER COMMUNITIES BOND PROGRAM

PROJECT # 931390

DESCRIPTION: Plan and construct local park improvements including an aquatic facility

LOCATION: 16350 SW 280 St
 Unincorporated Miami-Dade County

DISTRICT LOCATED: 8
 DISTRICT(s) SERVED: 8

ESTIMATED ANNUAL OPERATING IMPACT: \$280

REVENUE SCHEDULE:	PRIOR	2009-10	2010-11	2011-12	2012-13	2013-14	2014-15	FUTURE	TOTAL
Building Better Communities GOB Program	310	292	1,077	3,321	0	0	0	0	5,000

TOTAL REVENUE:	310	292	1,077	3,321	0	0	0	0	5,000
-----------------------	------------	------------	--------------	--------------	----------	----------	----------	----------	--------------

EXPENDITURE SCHEDULE:	PRIOR	2009-10	2010-11	2011-12	2012-13	2013-14	2014-15	FUTURE	TOTAL
Planning and Design	310	292	23	0	0	0	0	0	625
Construction	0	0	1,054	3,321	0	0	0	0	4,375

TOTAL EXPENDITURES:	310	292	1,077	3,321	0	0	0	0	5,000
----------------------------	------------	------------	--------------	--------------	----------	----------	----------	----------	--------------

WEST PERRINE PARK - BUILDING BETTER COMMUNITIES BOND PROGRAM

PROJECT # 931490

DESCRIPTION: Construct local park improvements including the aquatic center, athletic fields and courts, vehicle and pedestrian circulation, landscaping, and irrigation

LOCATION: 17121 SW 104 Ave
 Unincorporated Miami-Dade County

DISTRICT LOCATED: 9
 DISTRICT(s) SERVED: 8, 9

ESTIMATED ANNUAL OPERATING IMPACT: \$356

REVENUE SCHEDULE:	PRIOR	2009-10	2010-11	2011-12	2012-13	2013-14	2014-15	FUTURE	TOTAL
Building Better Communities GOB Program	20	55	3,754	171	0	92	721	187	5,000

TOTAL REVENUE:	20	55	3,754	171	0	92	721	187	5,000
-----------------------	-----------	-----------	--------------	------------	----------	-----------	------------	------------	--------------

EXPENDITURE SCHEDULE:	PRIOR	2009-10	2010-11	2011-12	2012-13	2013-14	2014-15	FUTURE	TOTAL
Planning and Design	20	55	0	0	0	92	68	0	235
Construction	0	0	3,754	171	0	0	653	187	4,765

TOTAL EXPENDITURES:	20	55	3,754	171	0	92	721	187	5,000
----------------------------	-----------	-----------	--------------	------------	----------	-----------	------------	------------	--------------

WESTWIND LAKES PARK - BUILDING BETTER COMMUNITIES BOND PROGRAM

PROJECT # 936260

DESCRIPTION: Construct local park improvements including building construction, athletic fields and courts, pedestrian circulation, and utilities enhancements

LOCATION: SW 69 St and SW 152 Ave
 Unincorporated Miami-Dade County

DISTRICT LOCATED: 11
 DISTRICT(s) SERVED: 10, 11

ESTIMATED ANNUAL OPERATING IMPACT: \$230

REVENUE SCHEDULE:	PRIOR	2009-10	2010-11	2011-12	2012-13	2013-14	2014-15	FUTURE	TOTAL
Building Better Communities GOB Program	2,400	0	0	0	0	0	0	0	2,400

TOTAL REVENUE:	2,400	0	0	0	0	0	0	0	2,400
-----------------------	--------------	----------	----------	----------	----------	----------	----------	----------	--------------

EXPENDITURE SCHEDULE:	PRIOR	2009-10	2010-11	2011-12	2012-13	2013-14	2014-15	FUTURE	TOTAL
Planning and Design	78	0	0	0	0	0	0	0	78
Construction	2,322	0	0	0	0	0	0	0	2,322

TOTAL EXPENDITURES:	2,400	0	0	0	0	0	0	0	2,400
----------------------------	--------------	----------	----------	----------	----------	----------	----------	----------	--------------

STRATEGIC AREA: Recreation and Culture
 DEPARTMENT: Park and Recreation

***** FUNDED PROJECTS *****
 (dollars in thousands)

WILD LIME PARK - BUILDING BETTER COMMUNITIES BOND PROGRAM

PROJECT # 932080

DESCRIPTION: Construct local park improvements including building renovations, courts, vehicle and pedestrian circulation, playground, picnic area, and landscaping

LOCATION: 11341 SW 147 Ave

Unincorporated Miami-Dade County

DISTRICT LOCATED: 11

ESTIMATED ANNUAL OPERATING IMPACT: \$169

DISTRICT(s) SERVED: 10, 11

REVENUE SCHEDULE:	PRIOR	2009-10	2010-11	2011-12	2012-13	2013-14	2014-15	FUTURE	TOTAL
Building Better Communities GOB Program	0	190	41	1,269	0	0	0	0	1,500

TOTAL REVENUE:	0	190	41	1,269	0	0	0	0	1,500
-----------------------	----------	------------	-----------	--------------	----------	----------	----------	----------	--------------

EXPENDITURE SCHEDULE:	PRIOR	2009-10	2010-11	2011-12	2012-13	2013-14	2014-15	FUTURE	TOTAL
Planning and Design	0	190	41	9	0	0	0	0	240
Construction	0	0	0	1,260	0	0	0	0	1,260

TOTAL EXPENDITURES:	0	190	41	1,269	0	0	0	0	1,500
----------------------------	----------	------------	-----------	--------------	----------	----------	----------	----------	--------------

Marina Improvements

BOATING-RELATED IMPROVEMENTS

PROJECT # 9341501

DESCRIPTION: Renovate and improve boating-related facilities

LOCATION: Countywide

Countywide

DISTRICT LOCATED: Countywide

ESTIMATED ANNUAL OPERATING IMPACT: Minimal

DISTRICT(s) SERVED: Countywide

REVENUE SCHEDULE:	PRIOR	2009-10	2010-11	2011-12	2012-13	2013-14	2014-15	FUTURE	TOTAL
Florida Boating Improvement Fund	1,108	300	300	300	300	300	300	0	2,908

TOTAL REVENUE:	1,108	300	300	300	300	300	300	0	2,908
-----------------------	--------------	------------	------------	------------	------------	------------	------------	----------	--------------

EXPENDITURE SCHEDULE:	PRIOR	2009-10	2010-11	2011-12	2012-13	2013-14	2014-15	FUTURE	TOTAL
Planning and Design	170	60	30	50	30	30	0	0	370
Construction	828	210	300	300	300	300	300	0	2,538

TOTAL EXPENDITURES:	998	270	330	350	330	330	300	0	2,908
----------------------------	------------	------------	------------	------------	------------	------------	------------	----------	--------------

STRATEGIC AREA: Recreation and Culture
 DEPARTMENT: Park and Recreation

***** FUNDED PROJECTS *****
 (dollars in thousands)

MARINA CAPITAL PLAN

PROJECT # 932660

DESCRIPTION: Plan, develop, and construct improvements to each of the marinas

LOCATION: Various Sites
 Various Sites

DISTRICT LOCATED: 4, 5, 6, 7, 8, 9
 DISTRICT(s) SERVED: Countywide

ESTIMATED ANNUAL OPERATING IMPACT: Minimal

REVENUE SCHEDULE:	PRIOR	2009-10	2010-11	2011-12	2012-13	2013-14	2014-15	FUTURE	TOTAL
Department Operating Revenue	6,591	1,608	1,000	1,000	1,000	1,000	1,000	0	13,199
Florida Inland Navigational District	897	236	1,200	0	0	0	0	0	2,333
Sunshine State Financing	6,700	0	4,500	0	0	0	0	0	11,200
Sunshine State Series 2008 Interest	105	0	0	0	0	0	0	0	105

TOTAL REVENUE: 14,293 1,844 6,700 1,000 1,000 1,000 1,000 0 26,837

EXPENDITURE SCHEDULE:	PRIOR	2009-10	2010-11	2011-12	2012-13	2013-14	2014-15	FUTURE	TOTAL
Planning and Design	2,200	200	100	0	0	0	0	0	2,500
Construction	9,452	2,063	3,305	3,055	0	0	0	0	17,875
Debt Service Payments	1,582	640	640	900	900	900	900	0	6,462

TOTAL EXPENDITURES: 13,234 2,903 4,045 3,955 900 900 900 0 26,837

Metrozoo Improvements

MIAMI METROZOO - CONSTRUCTION OF AMAZON AND BEYOND AND PHASE IV - LAKES AND AUSTRALIA EXHIBIT - BUILDING
 BETTER COMMUNITIES BOND PROGRAM

PROJECT # 934160

DESCRIPTION: Construct Amazon and Beyond exhibit and Phase IV - Lakes and Australia Exhibit

LOCATION: 12400 SW 152 St
 Unincorporated Miami-Dade County

DISTRICT LOCATED: 9
 DISTRICT(s) SERVED: Countywide

ESTIMATED ANNUAL OPERATING IMPACT: \$1,305

REVENUE SCHEDULE:	PRIOR	2009-10	2010-11	2011-12	2012-13	2013-14	2014-15	FUTURE	TOTAL
Building Better Communities GOB Program	18,719	0	0	0	0	0	2,467	9,814	31,000

TOTAL REVENUE: 18,719 0 0 0 0 0 2,467 9,814 31,000

EXPENDITURE SCHEDULE:	PRIOR	2009-10	2010-11	2011-12	2012-13	2013-14	2014-15	FUTURE	TOTAL
Planning and Design	0	0	0	0	0	0	2,467	935	3,402
Construction	18,719	0	0	0	0	0	0	8,879	27,598

TOTAL EXPENDITURES: 18,719 0 0 0 0 0 2,467 9,814 31,000

STRATEGIC AREA: Recreation and Culture
 DEPARTMENT: Park and Recreation

***** FUNDED PROJECTS *****
 (dollars in thousands)

MIAMI METROZOO - CONSTRUCTION OF PHASE III ZOOWIDE IMPROVEMENTS AND ENTRY - BUILDING BETTER COMMUNITIES BOND PROGRAM PROJECT # 936010

DESCRIPTION: Construct Phase III improvements including the entry way

LOCATION: 12400 SW 152 St

Unincorporated Miami-Dade County

DISTRICT LOCATED: 9

ESTIMATED ANNUAL OPERATING IMPACT: \$2,050

DISTRICT(S) SERVED: Countywide

REVENUE SCHEDULE:	PRIOR	2009-10	2010-11	2011-12	2012-13	2013-14	2014-15	FUTURE	TOTAL
Building Better Communities GOB Program	4,435	5,565	2,000	0	0	0	0	0	12,000

TOTAL REVENUE:	4,435	5,565	2,000	0	0	0	0	0	12,000
-----------------------	--------------	--------------	--------------	----------	----------	----------	----------	----------	---------------

EXPENDITURE SCHEDULE:	PRIOR	2009-10	2010-11	2011-12	2012-13	2013-14	2014-15	FUTURE	TOTAL
Planning and Design	1,491	659	0	0	0	0	0	0	2,150
Construction	2,944	4,906	2,000	0	0	0	0	0	9,850

TOTAL EXPENDITURES:	4,435	5,565	2,000	0	0	0	0	0	12,000
----------------------------	--------------	--------------	--------------	----------	----------	----------	----------	----------	---------------

MIAMI METROZOO - CONSTRUCTION OF PHASE V - FLORIDA EXHIBIT - BUILDING BETTER COMMUNITIES BOND PROGRAM PROJECT # 933650

DESCRIPTION: Construct Phase V including the Florida Exhibit

LOCATION: 12400 SW 152 St

Unincorporated Miami-Dade County

DISTRICT LOCATED: 9

ESTIMATED ANNUAL OPERATING IMPACT: \$1,400

DISTRICT(S) SERVED: Countywide

REVENUE SCHEDULE:	PRIOR	2009-10	2010-11	2011-12	2012-13	2013-14	2014-15	FUTURE	TOTAL
Building Better Communities GOB Program	2,075	422	60	20,000	8,443	0	0	0	31,000

TOTAL REVENUE:	2,075	422	60	20,000	8,443	0	0	0	31,000
-----------------------	--------------	------------	-----------	---------------	--------------	----------	----------	----------	---------------

EXPENDITURE SCHEDULE:	PRIOR	2009-10	2010-11	2011-12	2012-13	2013-14	2014-15	FUTURE	TOTAL
Planning and Design	1,443	422	60	0	0	0	0	0	1,925
Construction	632	0	0	20,000	8,443	0	0	0	29,075

TOTAL EXPENDITURES:	2,075	422	60	20,000	8,443	0	0	0	31,000
----------------------------	--------------	------------	-----------	---------------	--------------	----------	----------	----------	---------------

Park, Recreation, and Culture Projects

AFRICAN HERITAGE CULTURAL ARTS CENTER - BUILDING BETTER COMMUNITIES BOND PROGRAM PROJECT # 934250

DESCRIPTION: Construct areawide park improvements including building renovations, Americans with Disability Act (ADA) upgrades, sound, and lighting upgrades

LOCATION: 2166 NW 62 St

Unincorporated Miami-Dade County

DISTRICT LOCATED: 3

ESTIMATED ANNUAL OPERATING IMPACT: \$345

DISTRICT(S) SERVED: Countywide

REVENUE SCHEDULE:	PRIOR	2009-10	2010-11	2011-12	2012-13	2013-14	2014-15	FUTURE	TOTAL
Building Better Communities GOB Program	0	0	0	97	61	796	46	0	1,000

TOTAL REVENUE:	0	0	0	97	61	796	46	0	1,000
-----------------------	----------	----------	----------	-----------	-----------	------------	-----------	----------	--------------

EXPENDITURE SCHEDULE:	PRIOR	2009-10	2010-11	2011-12	2012-13	2013-14	2014-15	FUTURE	TOTAL
Planning and Design	0	0	0	97	61	0	0	0	158
Construction	0	0	0	0	0	796	46	0	842

TOTAL EXPENDITURES:	0	0	0	97	61	796	46	0	1,000
----------------------------	----------	----------	----------	-----------	-----------	------------	-----------	----------	--------------

STRATEGIC AREA: Recreation and Culture
 DEPARTMENT: Park and Recreation

***** FUNDED PROJECTS *****
 (dollars in thousands)

DADE COUNTY AUDITORIUM - BUILDING BETTER COMMUNITIES BOND PROGRAM PROJECT # 931360

DESCRIPTION: Plan and construct areawide facility improvements including Hispanic Heritage Cultural Arts Center, black box theater, and acoustical upgrades

LOCATION: 2901 W Flagler St
 City of Miami

DISTRICT LOCATED: 7
 DISTRICT(s) SERVED: Countywide

ESTIMATED ANNUAL OPERATING IMPACT: \$700

REVENUE SCHEDULE:	PRIOR	2009-10	2010-11	2011-12	2012-13	2013-14	2014-15	FUTURE	TOTAL
Building Better Communities GOB Program	10	640	0	78	347	3,190	316	3,419	8,000

TOTAL REVENUE:	10	640	0	78	347	3,190	316	3,419	8,000
-----------------------	-----------	------------	----------	-----------	------------	--------------	------------	--------------	--------------

EXPENDITURE SCHEDULE:	PRIOR	2009-10	2010-11	2011-12	2012-13	2013-14	2014-15	FUTURE	TOTAL
Planning and Design	0	0	0	78	347	240	62	19	746
Construction	10	640	0	0	0	2,950	254	3,400	7,254

TOTAL EXPENDITURES:	10	640	0	78	347	3,190	316	3,419	8,000
----------------------------	-----------	------------	----------	-----------	------------	--------------	------------	--------------	--------------

JOSEPH CALEB CENTER AUDITORIUM - BUILDING BETTER COMMUNITIES BOND PROGRAM PROJECT # 9310220

DESCRIPTION: Construct areawide facility improvements including acoustic, sound, and communication upgrades

LOCATION: 5400 NW 22 Ave
 Unincorporated Miami-Dade County

DISTRICT LOCATED: 3
 DISTRICT(s) SERVED: Countywide

ESTIMATED ANNUAL OPERATING IMPACT: \$350

REVENUE SCHEDULE:	PRIOR	2009-10	2010-11	2011-12	2012-13	2013-14	2014-15	FUTURE	TOTAL
Building Better Communities GOB Program	500	500	0	0	0	0	170	830	2,000

TOTAL REVENUE:	500	500	0	0	0	0	170	830	2,000
-----------------------	------------	------------	----------	----------	----------	----------	------------	------------	--------------

EXPENDITURE SCHEDULE:	PRIOR	2009-10	2010-11	2011-12	2012-13	2013-14	2014-15	FUTURE	TOTAL
Planning and Design	25	0	0	0	0	0	170	135	330
Construction	475	500	0	0	0	0	0	695	1,670

TOTAL EXPENDITURES:	500	500	0	0	0	0	170	830	2,000
----------------------------	------------	------------	----------	----------	----------	----------	------------	------------	--------------

NEW HAITIAN COMMUNITY CENTER - BUILDING BETTER COMMUNITIES BOND PROGRAM PROJECT # 935350 

DESCRIPTION: Acquire or construct a Haitian Community Center

LOCATION: 690 NE 159 Street
 Unincorporated Miami-Dade County

DISTRICT LOCATED: 2
 DISTRICT(s) SERVED: Countywide

ESTIMATED ANNUAL OPERATING IMPACT: Minimal

REVENUE SCHEDULE:	PRIOR	2009-10	2010-11	2011-12	2012-13	2013-14	2014-15	FUTURE	TOTAL
Building Better Communities GOB Program	200	470	670	140	6,970	1,550	0	0	10,000

TOTAL REVENUE:	200	470	670	140	6,970	1,550	0	0	10,000
-----------------------	------------	------------	------------	------------	--------------	--------------	----------	----------	---------------

EXPENDITURE SCHEDULE:	PRIOR	2009-10	2010-11	2011-12	2012-13	2013-14	2014-15	FUTURE	TOTAL
Planning and Design	200	470	670	140	50	0	0	0	1,530
Construction	0	0	0	0	6,920	1,550	0	0	8,470

TOTAL EXPENDITURES:	200	470	670	140	6,970	1,550	0	0	10,000
----------------------------	------------	------------	------------	------------	--------------	--------------	----------	----------	---------------

STRATEGIC AREA: Recreation and Culture
 DEPARTMENT: Park and Recreation

***** FUNDED PROJECTS *****
 (dollars in thousands)

WEST PERRINE SENIOR CITIZEN CENTER - BUILDING BETTER COMMUNITIES BOND PROGRAM PROJECT # 936310

DESCRIPTION: Renovate, upgrade, or expand the existing West Perrine Senior Center

LOCATION: SW 102 Ave and SW 172 St

Unincorporated Miami-Dade County

DISTRICT LOCATED: 9

ESTIMATED ANNUAL OPERATING IMPACT: Minimal

DISTRICT(s) SERVED: 9

REVENUE SCHEDULE:	PRIOR	2009-10	2010-11	2011-12	2012-13	2013-14	2014-15	FUTURE	TOTAL
Building Better Communities GOB Program	85	0	0	415	0	0	0	0	500

TOTAL REVENUE:	85	0	0	415	0	0	0	0	500
----------------	----	---	---	-----	---	---	---	---	-----

EXPENDITURE SCHEDULE:	PRIOR	2009-10	2010-11	2011-12	2012-13	2013-14	2014-15	FUTURE	TOTAL
Planning and Design	85	0	0	0	0	0	0	0	85
Construction	0	0	0	415	0	0	0	0	415

TOTAL EXPENDITURES:	85	0	0	415	0	0	0	0	500
---------------------	----	---	---	-----	---	---	---	---	-----

WESTCHESTER ARTS CENTER - BUILDING BETTER COMMUNITIES BOND PROGRAM PROJECT # 932730

DESCRIPTION: Construct the Westchester Arts Center

LOCATION: 11201 SW 24 St

Unincorporated Miami-Dade County

DISTRICT LOCATED: 11

ESTIMATED ANNUAL OPERATING IMPACT: \$500

DISTRICT(s) SERVED: Countywide

REVENUE SCHEDULE:	PRIOR	2009-10	2010-11	2011-12	2012-13	2013-14	2014-15	FUTURE	TOTAL
Building Better Communities GOB Program	102	55	430	70	2,343	1,000	0	0	4,000

TOTAL REVENUE:	102	55	430	70	2,343	1,000	0	0	4,000
----------------	-----	----	-----	----	-------	-------	---	---	-------

EXPENDITURE SCHEDULE:	PRIOR	2009-10	2010-11	2011-12	2012-13	2013-14	2014-15	FUTURE	TOTAL
Planning and Design	102	55	430	70	0	0	0	0	657
Construction	0	0	0	0	2,343	1,000	0	0	3,343

TOTAL EXPENDITURES:	102	55	430	70	2,343	1,000	0	0	4,000
---------------------	-----	----	-----	----	-------	-------	---	---	-------

Pedestrian Paths and Bikeways

BIKEPATH IMPROVEMENTS ALONG CANALS - BUILDING BETTER COMMUNITIES BOND PROGRAM PROJECT # 934080

DESCRIPTION: Construct surface improvements and bikeways along the South Florida Water Management District (SFWMD) canals

LOCATION: Various Sites

Unincorporated Miami-Dade County

DISTRICT LOCATED: Countywide

ESTIMATED ANNUAL OPERATING IMPACT: Minimal

DISTRICT(s) SERVED: Countywide

REVENUE SCHEDULE:	PRIOR	2009-10	2010-11	2011-12	2012-13	2013-14	2014-15	FUTURE	TOTAL
Building Better Communities GOB Program	51	50	324	125	0	0	0	450	1,000

TOTAL REVENUE:	51	50	324	125	0	0	0	450	1,000
----------------	----	----	-----	-----	---	---	---	-----	-------

EXPENDITURE SCHEDULE:	PRIOR	2009-10	2010-11	2011-12	2012-13	2013-14	2014-15	FUTURE	TOTAL
Planning and Design	51	50	0	0	0	0	0	76	177
Construction	0	0	324	125	0	0	0	374	823

TOTAL EXPENDITURES:	51	50	324	125	0	0	0	450	1,000
---------------------	----	----	-----	-----	---	---	---	-----	-------

STRATEGIC AREA: Recreation and Culture
 DEPARTMENT: Park and Recreation

***** FUNDED PROJECTS *****
 (dollars in thousands)

BIKEPATH IMPROVEMENTS ON SNAPPER CREEK TRAIL - BUILDING BETTER COMMUNITIES BOND PROGRAM PROJECT # 932040

DESCRIPTION: Construct surface and intersection improvements to Snapper Creek Trail from Tamiami Park to Kendall Indian Hammocks Park

LOCATION: SW 117 Ave from SW 16 St to SW 107 Ave at SW 79 St
 Unincorporated Miami-Dade County

DISTRICT LOCATED: Countywide
 DISTRICT(s) SERVED: Countywide

ESTIMATED ANNUAL OPERATING IMPACT: Minimal

REVENUE SCHEDULE:	PRIOR	2009-10	2010-11	2011-12	2012-13	2013-14	2014-15	FUTURE	TOTAL
Building Better Communities GOB Program	0	0	0	0	0	0	25	475	500

TOTAL REVENUE:	0	0	0	0	0	0	25	475	500
-----------------------	----------	----------	----------	----------	----------	----------	-----------	------------	------------

EXPENDITURE SCHEDULE:	PRIOR	2009-10	2010-11	2011-12	2012-13	2013-14	2014-15	FUTURE	TOTAL
Planning and Design	0	0	0	0	0	0	25	25	50
Construction	0	0	0	0	0	0	0	450	450

TOTAL EXPENDITURES:	0	0	0	0	0	0	25	475	500
----------------------------	----------	----------	----------	----------	----------	----------	-----------	------------	------------

BIKEPATH ON SNAKE CREEK BRIDGE - BUILDING BETTER COMMUNITIES BOND PROGRAM PROJECT # 936990

DESCRIPTION: Construct a pedestrian bridge over Interstate I-95, South Florida Reception Center, and Snake Creek Canal

LOCATION: I-95 at Snake Creek Canal
 Unincorporated Miami-Dade County

DISTRICT LOCATED: Countywide
 DISTRICT(s) SERVED: Countywide

ESTIMATED ANNUAL OPERATING IMPACT: Minimal

REVENUE SCHEDULE:	PRIOR	2009-10	2010-11	2011-12	2012-13	2013-14	2014-15	FUTURE	TOTAL
Building Better Communities GOB Program	115	0	0	885	0	0	0	0	1,000

TOTAL REVENUE:	115	0	0	885	0	0	0	0	1,000
-----------------------	------------	----------	----------	------------	----------	----------	----------	----------	--------------

EXPENDITURE SCHEDULE:	PRIOR	2009-10	2010-11	2011-12	2012-13	2013-14	2014-15	FUTURE	TOTAL
Planning and Design	115	0	0	0	0	0	0	0	115
Construction	0	0	0	885	0	0	0	0	885

TOTAL EXPENDITURES:	115	0	0	885	0	0	0	0	1,000
----------------------------	------------	----------	----------	------------	----------	----------	----------	----------	--------------

GREENWAYS AND TRAILS - BLACK CREEK AND BISCAYNE TRAILS PROJECT # 935060

DESCRIPTION: Design Black Creek Trail Segment A and construct Biscayne Trail Segments A and B

LOCATION: South Miami-Dade County
 Various Sites

DISTRICT LOCATED: Countywide
 DISTRICT(s) SERVED: Countywide

ESTIMATED ANNUAL OPERATING IMPACT: Minimal

REVENUE SCHEDULE:	PRIOR	2009-10	2010-11	2011-12	2012-13	2013-14	2014-15	FUTURE	TOTAL
FDOT Funds	1,000	0	0	0	0	0	0	0	1,000

TOTAL REVENUE:	1,000	0	0	0	0	0	0	0	1,000
-----------------------	--------------	----------	----------	----------	----------	----------	----------	----------	--------------

EXPENDITURE SCHEDULE:	PRIOR	2009-10	2010-11	2011-12	2012-13	2013-14	2014-15	FUTURE	TOTAL
Planning and Design	150	0	0	0	0	0	0	0	150
Construction	400	450	0	0	0	0	0	0	850

TOTAL EXPENDITURES:	550	450	0	0	0	0	0	0	1,000
----------------------------	------------	------------	----------	----------	----------	----------	----------	----------	--------------

STRATEGIC AREA: Recreation and Culture
 DEPARTMENT: Park and Recreation

***** FUNDED PROJECTS *****
 (dollars in thousands)

GREENWAYS AND TRAILS - BLACK CREEK TRAIL, SEGMENT B
 DESCRIPTION: Design and construct Black Creek Trail, Segment B

PROJECT # 932010

LOCATION: South Miami-Dade County
 Various Sites

DISTRICT LOCATED: Countywide
 DISTRICT(s) SERVED: Countywide

ESTIMATED ANNUAL OPERATING IMPACT: Minimal

REVENUE SCHEDULE:	PRIOR	2009-10	2010-11	2011-12	2012-13	2013-14	2014-15	FUTURE	TOTAL
FDOT Funds	0	900	0	0	0	0	0	0	900

TOTAL REVENUE:	0	900	0	0	0	0	0	0	900
-----------------------	----------	------------	----------	----------	----------	----------	----------	----------	------------

EXPENDITURE SCHEDULE:	PRIOR	2009-10	2010-11	2011-12	2012-13	2013-14	2014-15	FUTURE	TOTAL
Planning and Design	0	120	0	0	0	0	0	0	120
Construction	0	0	780	0	0	0	0	0	780

TOTAL EXPENDITURES:	0	120	780	0	0	0	0	0	900
----------------------------	----------	------------	------------	----------	----------	----------	----------	----------	------------

GREENWAYS AND TRAILS - COMMISSION DISTRICT 01 - BUILDING BETTER COMMUNITIES BOND PROGRAM (PROJ #51)

PROJECT # 932610

DESCRIPTION: Continue development of North Dade Greenway including Snake Creek Trail and a new bike trail on Snake Creek Bridge

LOCATION: North Miami-Dade County
 Various Sites

DISTRICT LOCATED: 1
 DISTRICT(s) SERVED: 1, 4

ESTIMATED ANNUAL OPERATING IMPACT: \$200

REVENUE SCHEDULE:	PRIOR	2009-10	2010-11	2011-12	2012-13	2013-14	2014-15	FUTURE	TOTAL
FDOT Funds	0	350	0	3,350	0	0	0	0	3,700
Other Non-County Sources	60	0	0	0	0	0	0	0	60
Building Better Communities GOB Program	374	1,200	626	0	0	0	0	0	2,200

TOTAL REVENUE:	434	1,550	626	3,350	0	0	0	0	5,960
-----------------------	------------	--------------	------------	--------------	----------	----------	----------	----------	--------------

EXPENDITURE SCHEDULE:	PRIOR	2009-10	2010-11	2011-12	2012-13	2013-14	2014-15	FUTURE	TOTAL
Planning and Design	434	178	172	0	0	0	0	0	784
Construction	0	1,200	626	2,000	1,350	0	0	0	5,176

TOTAL EXPENDITURES:	434	1,378	798	2,000	1,350	0	0	0	5,960
----------------------------	------------	--------------	------------	--------------	--------------	----------	----------	----------	--------------

STRATEGIC AREA: Recreation and Culture
 DEPARTMENT: Park and Recreation

***** FUNDED PROJECTS *****
 (dollars in thousands)

GREENWAYS AND TRAILS - COMMISSION DISTRICT 08 - BUILDING BETTER COMMUNITIES BOND PROGRAM (PROJ. #51) PROJECT # 936760

DESCRIPTION: Continue development of South Dade Greenway including trails and segments

LOCATION: South Miami-Dade County
 Various Sites

DISTRICT LOCATED: 8
 DISTRICT(s) SERVED: 8, 9

ESTIMATED ANNUAL OPERATING IMPACT: \$200

REVENUE SCHEDULE:	PRIOR	2009-10	2010-11	2011-12	2012-13	2013-14	2014-15	FUTURE	TOTAL
FDOT Funds	0	1,880	0	0	0	0	0	0	1,880
Building Better Communities GOB Program	669	1,900	581	0	0	0	0	0	3,150

TOTAL REVENUE: 669 3,780 581 0 0 0 0 0 0 5,030

EXPENDITURE SCHEDULE:	PRIOR	2009-10	2010-11	2011-12	2012-13	2013-14	2014-15	FUTURE	TOTAL
Planning and Design	669	0	0	0	0	0	0	0	669
Construction	0	1,900	2,461	0	0	0	0	0	4,361

TOTAL EXPENDITURES: 669 1,900 2,461 0 0 0 0 0 0 5,030

GREENWAYS AND TRAILS - COMMISSION DISTRICT 09 - BUILDING BETTER COMMUNITIES BOND PROGRAM (PROJ #51) PROJECT # 937230

DESCRIPTION: Continue development of South Dade Greenway including Biscayne Trail Segments C and D

LOCATION: West Miami-Dade County
 Various Sites

DISTRICT LOCATED: 9
 DISTRICT(s) SERVED: 8, 9

ESTIMATED ANNUAL OPERATING IMPACT: \$150

REVENUE SCHEDULE:	PRIOR	2009-10	2010-11	2011-12	2012-13	2013-14	2014-15	FUTURE	TOTAL
FDOT Funds	290	510	0	1,745	0	0	0	0	2,545
Building Better Communities GOB Program	50	155	25	720	700	0	0	0	1,650

TOTAL REVENUE: 340 665 25 2,465 700 0 0 0 0 4,195

EXPENDITURE SCHEDULE:	PRIOR	2009-10	2010-11	2011-12	2012-13	2013-14	2014-15	FUTURE	TOTAL
Planning and Design	340	415	275	20	0	0	0	0	1,050
Construction	0	0	0	1,700	1,445	0	0	0	3,145

TOTAL EXPENDITURES: 340 415 275 1,720 1,445 0 0 0 0 4,195

STRATEGIC AREA: Recreation and Culture
 DEPARTMENT: Park and Recreation

***** FUNDED PROJECTS *****
 (dollars in thousands)

LUDLAM BIKEPATH - BUILDING BETTER COMMUNITIES BOND PROGRAM

PROJECT # 939080

DESCRIPTION: Provide funding for right-of-way acquisition and development of path along former Florida East Coast (FEC) Railroad

LOCATION: FEC railroad from Dadeland North to NW 12 St
 Unincorporated Miami-Dade County

DISTRICT LOCATED: Countywide
 DISTRICT(s) SERVED: Countywide

ESTIMATED ANNUAL OPERATING IMPACT: Minimal

REVENUE SCHEDULE:	PRIOR	2009-10	2010-11	2011-12	2012-13	2013-14	2014-15	FUTURE	TOTAL
FDOT Funds	500	484	0	0	0	0	0	0	984
Building Better Communities GOB Program	0	0	0	0	60	100	40	1,535	1,735

TOTAL REVENUE: 500 484 0 0 60 100 40 1,535 2,719

EXPENDITURE SCHEDULE:	PRIOR	2009-10	2010-11	2011-12	2012-13	2013-14	2014-15	FUTURE	TOTAL
Land/Bldg. Acquisition	0	484	0	0	0	0	0	0	484
Planning and Design	305	195	0	0	60	100	40	10	710
Construction	0	0	0	0	0	0	0	1,525	1,525

TOTAL EXPENDITURES: 305 679 0 0 60 100 40 1,535 2,719

THREE BRIDGES GREENWAY PROJECT

PROJECT # 933030

DESCRIPTION: Design and build pedestrian bridges as part of the Greenway project

LOCATION: Various Sites
 Various Sites

DISTRICT LOCATED: Countywide
 DISTRICT(s) SERVED: Countywide

ESTIMATED ANNUAL OPERATING IMPACT: Minimal

REVENUE SCHEDULE:	PRIOR	2009-10	2010-11	2011-12	2012-13	2013-14	2014-15	FUTURE	TOTAL
FDOT Funds	180	758	0	0	0	0	0	0	938

TOTAL REVENUE: 180 758 0 0 0 0 0 0 938

EXPENDITURE SCHEDULE:	PRIOR	2009-10	2010-11	2011-12	2012-13	2013-14	2014-15	FUTURE	TOTAL
Planning and Design	90	90	0	0	0	0	0	0	180
Construction	0	350	408	0	0	0	0	0	758

TOTAL EXPENDITURES: 90 440 408 0 0 0 0 0 938

STRATEGIC AREA: Recreation and Culture
 DEPARTMENT: Planning and Zoning

***** FUNDED PROJECTS *****
 (dollars in thousands)

Historic Preservation

HISTORIC PRESERVATION FUND - BUILDING BETTER COMMUNITIES BOND PROGRAM

PROJECT # 437340

DESCRIPTION: Provide funds for the restoration of residential and commercial historic sites

LOCATION: Countywide
 Countywide

DISTRICT LOCATED: Countywide
 DISTRICT(s) SERVED: Countywide

ESTIMATED ANNUAL OPERATING IMPACT: Minimal

REVENUE SCHEDULE:	PRIOR	2009-10	2010-11	2011-12	2012-13	2013-14	2014-15	FUTURE	TOTAL
Building Better Communities GOB Program	17	2,483	1,100	1,200	1,200	1,000	1,000	2,000	10,000
TOTAL REVENUE:	17	2,483	1,100	1,200	1,200	1,000	1,000	2,000	10,000
EXPENDITURE SCHEDULE:	PRIOR	2009-10	2010-11	2011-12	2012-13	2013-14	2014-15	FUTURE	TOTAL
Other	17	2,483	1,100	1,200	1,200	1,000	1,000	2,000	10,000
TOTAL EXPENDITURES:	17	2,483	1,100	1,200	1,200	1,000	1,000	2,000	10,000

Other

HISTORIC PRESERVATION PROJECTS - BUILDING BETTER COMMUNITIES BOND PROGRAM

PROJECT # 438610

DESCRIPTION: Restore and improve various Historic Preservation capital projects including the Richmond Navel Airbase Military Museum, the Hubbard-Alvarez Bungalow, and Redland Farm Life School

LOCATION: Various Sites
 Throughout Miami-Dade County

DISTRICT LOCATED: Countywide
 DISTRICT(s) SERVED: Countywide

ESTIMATED ANNUAL OPERATING IMPACT: Minimal

REVENUE SCHEDULE:	PRIOR	2009-10	2010-11	2011-12	2012-13	2013-14	2014-15	FUTURE	TOTAL
Building Better Communities GOB Program	1,570	645	285	250	0	0	0	0	2,750
TOTAL REVENUE:	1,570	645	285	250	0	0	0	0	2,750
EXPENDITURE SCHEDULE:	PRIOR	2009-10	2010-11	2011-12	2012-13	2013-14	2014-15	FUTURE	TOTAL
Other	1,570	645	285	250	0	0	0	0	2,750
TOTAL EXPENDITURES:	1,570	645	285	250	0	0	0	0	2,750

STRATEGIC AREA: Recreation and Culture
 DEPARTMENT: Vizcaya Museum and Gardens

***** FUNDED PROJECTS *****
 (dollars in thousands)

Vizcaya Facility Improvements

FACILITY IMPROVEMENTS AND EQUIPMENT ACQUISITION

PROJECT # 1708920

DESCRIPTION: Repair, renovate, and improve existing structures/grounds; acquire equipment as necessary

LOCATION: 3251 S Miami Ave
 City of Miami

DISTRICT LOCATED: 7
 DISTRICT(s) SERVED: Countywide

ESTIMATED ANNUAL OPERATING IMPACT: Minimal

REVENUE SCHEDULE:	PRIOR	2009-10	2010-11	2011-12	2012-13	2013-14	2014-15	FUTURE	TOTAL
Capital Outlay Reserve	0	100	0	0	0	0	0	0	100

TOTAL REVENUE:	0	100	0	0	0	0	0	0	100
-----------------------	----------	------------	----------	----------	----------	----------	----------	----------	------------

EXPENDITURE SCHEDULE:	PRIOR	2009-10	2010-11	2011-12	2012-13	2013-14	2014-15	FUTURE	TOTAL
Cultural Facilities - Improvements	0	100	0	0	0	0	0	0	100

TOTAL EXPENDITURES:	0	100	0	0	0	0	0	0	100
----------------------------	----------	------------	----------	----------	----------	----------	----------	----------	------------

RESTORATION AND ENHANCEMENT TO VIZCAYA MUSEUM AND GARDENS - MISCELLANEOUS PROJECTS - BUILDING BETTER COMMUNITIES BOND PROGRAM

PROJECT # 1705950



DESCRIPTION: Restore and enhance the main house, garden, and village (miscellaneous GOB projects)

LOCATION: 3251 S Miami Ave
 City of Miami

DISTRICT LOCATED: 7
 DISTRICT(s) SERVED: Countywide

ESTIMATED ANNUAL OPERATING IMPACT: Minimal

REVENUE SCHEDULE:	PRIOR	2009-10	2010-11	2011-12	2012-13	2013-14	2014-15	FUTURE	TOTAL
Private Donations	0	500	0	0	0	0	0	0	500
Building Better Communities GOB Program	1,163	1,192	809	887	975	1,072	0	0	6,098
Save America's Treasures Grant	0	300	0	0	0	0	0	0	300


TOTAL REVENUE:	1,163	1,992	809	887	975	1,072	0	0	6,898
-----------------------	--------------	--------------	------------	------------	------------	--------------	----------	----------	--------------

EXPENDITURE SCHEDULE:	PRIOR	2009-10	2010-11	2011-12	2012-13	2013-14	2014-15	FUTURE	TOTAL
Construction	1,163	1,992	809	887	975	1,072	0	0	6,898

TOTAL EXPENDITURES:	1,163	1,992	809	887	975	1,072	0	0	6,898
----------------------------	--------------	--------------	------------	------------	------------	--------------	----------	----------	--------------

STRATEGIC AREA: Recreation and Culture
 DEPARTMENT: Vizcaya Museum and Gardens

***** FUNDED PROJECTS *****
 (dollars in thousands)

RESTORATION AND ENHANCEMENT TO VIZCAYA MUSEUM AND GARDENS - PHASE I PROJECTS - BUILDING BETTER COMMUNITIES BOND PROGRAM PROJECT # 1701990 

DESCRIPTION: Restore and enhance the main house, gardens, and village (Phase I)

LOCATION: 3251 S Miami Ave
 City of Miami

DISTRICT LOCATED: 7
 DISTRICT(s) SERVED: Countywide


ESTIMATED ANNUAL OPERATING IMPACT: \$40

REVENUE SCHEDULE:	PRIOR	2009-10	2010-11	2011-12	2012-13	2013-14	2014-15	FUTURE	TOTAL
Private Donations	0	150	0	0	0	0	0	0	150
Building Better Communities GOB Program	10,840	4,711	0	0	0	0	0	0	15,551

TOTAL REVENUE:	10,840	4,861	0	0	0	0	0	0	15,701
-----------------------	---------------	--------------	----------	----------	----------	----------	----------	----------	---------------

EXPENDITURE SCHEDULE:	PRIOR	2009-10	2010-11	2011-12	2012-13	2013-14	2014-15	FUTURE	TOTAL
Construction	10,840	4,861	0	0	0	0	0	0	15,701

TOTAL EXPENDITURES:	10,840	4,861	0	0	0	0	0	0	15,701
----------------------------	---------------	--------------	----------	----------	----------	----------	----------	----------	---------------

RESTORATION AND ENHANCEMENT TO VIZCAYA MUSEUM AND GARDENS - PHASE II, III AND IV (SCHEMATIC) PROJECTS - BUILDING BETTER COMMUNITIES BOND PROGRAM PROJECT # 1709910 

DESCRIPTION: Restore and enhance the main house, gardens, and village (Phase II and III) and provide schematic design for Phase IV

LOCATION: 3251 S Miami Ave
 City of Miami

DISTRICT LOCATED: 7
 DISTRICT(s) SERVED: Countywide

ESTIMATED ANNUAL OPERATING IMPACT: Minimal

REVENUE SCHEDULE:	PRIOR	2009-10	2010-11	2011-12	2012-13	2013-14	2014-15	FUTURE	TOTAL
FEMA Hazard Mitigation Grant	1,403	0	0	0	0	0	0	0	1,403
Building Better Communities GOB Program	0	8,832	9,222	4,216	4,167	1,914	0	0	28,351

TOTAL REVENUE:	1,403	8,832	9,222	4,216	4,167	1,914	0	0	29,754
-----------------------	--------------	--------------	--------------	--------------	--------------	--------------	----------	----------	---------------

EXPENDITURE SCHEDULE:	PRIOR	2009-10	2010-11	2011-12	2012-13	2013-14	2014-15	FUTURE	TOTAL
Construction	1,403	8,832	9,222	4,216	4,167	1,914	0	0	29,754

TOTAL EXPENDITURES:	1,403	8,832	9,222	4,216	4,167	1,914	0	0	29,754
----------------------------	--------------	--------------	--------------	--------------	--------------	--------------	----------	----------	---------------

STRATEGIC AREA: Recreation and Culture
 DEPARTMENT: Non-Departmental

***** FUNDED PROJECTS *****
 (dollars in thousands)

Other

BALLPARK STADIUM PROJECT

PROJECT # 985600



DESCRIPTION: Provide for County share of ballpark stadium public private partnership project and related public infrastructure

LOCATION: NW 7 St between NW 14 Ave and NW 17 Ave
 City of Miami

DISTRICT LOCATED: 5
 DISTRICT(s) SERVED: Countywide

ESTIMATED ANNUAL OPERATING IMPACT: Minimal

REVENUE SCHEDULE:	PRIOR	2009-10	2010-11	2011-12	2012-13	2013-14	2014-15	FUTURE	TOTAL
Interest Earnings	1,000	4,500	778	0	0	0	0	0	6,278
Convention Development Tax	1,630	0	0	0	0	0	0	0	1,630
Future Financing	0	0	2,000	0	0	0	0	0	2,000
Building Better Communities Future Series GOB	0	50,000	0	0	0	0	0	0	50,000
Convention Development Taxes – Series 2009	80,767	0	0	0	0	0	0	0	80,767
Professional Sport Development Tax – Series 2009	220,077	0	0	0	0	0	0	0	220,077

TOTAL REVENUE: 303,474 54,500 2,778 0 0 0 0 0 0 360,752

EXPENDITURE SCHEDULE:	PRIOR	2009-10	2010-11	2011-12	2012-13	2013-14	2014-15	FUTURE	TOTAL
Construction	25,000	200,000	100,000	25,702	0	0	0	0	350,702
Project Contingency	0	0	0	5,000	0	0	0	0	5,000
Construction Management	250	450	450	100	0	0	0	0	1,250
Capital Maintenance	0	0	0	750	0	0	0	0	750
County Project Management	200	1,000	1,000	850	0	0	0	0	3,050

TOTAL EXPENDITURES: 25,450 201,450 101,450 32,402 0 0 0 0 0 360,752

DEBT SERVICE - CAROL CITY COMMUNITY CENTER (SUNSHINE STATE 2005)

PROJECT # 988760

DESCRIPTION: Provide funding for annual debt service payment; financing proceeds used for the Carol City Community Center

LOCATION: Countywide
 Countywide

DISTRICT LOCATED: Countywide
 DISTRICT(s) SERVED: Countywide

ESTIMATED ANNUAL OPERATING IMPACT: Minimal

REVENUE SCHEDULE:	PRIOR	2009-10	2010-11	2011-12	2012-13	2013-14	2014-15	FUTURE	TOTAL
Capital Outlay Reserve	0	715	0	0	0	0	0	0	715

TOTAL REVENUE: 0 715 0 0 0 0 0 0 0 715

EXPENDITURE SCHEDULE:	PRIOR	2009-10	2010-11	2011-12	2012-13	2013-14	2014-15	FUTURE	TOTAL
Debt Service Payments	0	715	0	0	0	0	0	0	715

TOTAL EXPENDITURES: 0 715 0 0 0 0 0 0 0 715

STRATEGIC AREA: Recreation and Culture
 DEPARTMENT: Non-Departmental

***** FUNDED PROJECTS *****
 (dollars in thousands)

DEBT SERVICE - GOLF CLUB OF MIAMI (CAPITAL ASSET 2004 B) PROJECT # 988970

DESCRIPTION: Provide funding for annual debt service payment; financing proceeds used to acquire and improve the Golf Club of Miami

LOCATION: Countywide
 Countywide

DISTRICT LOCATED: Countywide
 DISTRICT(s) SERVED: Countywide

ESTIMATED ANNUAL OPERATING IMPACT: Minimal

REVENUE SCHEDULE:	PRIOR	2009-10	2010-11	2011-12	2012-13	2013-14	2014-15	FUTURE	TOTAL
Capital Outlay Reserve	1	391	0	0	0	0	0	0	392

TOTAL REVENUE:	1	391	0	0	0	0	0	0	392
----------------	---	-----	---	---	---	---	---	---	-----

EXPENDITURE SCHEDULE:	PRIOR	2009-10	2010-11	2011-12	2012-13	2013-14	2014-15	FUTURE	TOTAL
Debt Service Payments	0	392	0	0	0	0	0	0	392

TOTAL EXPENDITURES:	0	392	0	0	0	0	0	0	392
---------------------	---	-----	---	---	---	---	---	---	-----

DEBT SERVICE - MIAMI METROZOO AVIARY (CAPITAL ASSET 2002 A) PROJECT # 9892920

DESCRIPTION: Provide funding for annual debt service payment; financing proceeds were used to partially fund construction of the Miami Metrozoo Aviary

LOCATION: Countywide
 Countywide

DISTRICT LOCATED: Countywide
 DISTRICT(s) SERVED: Countywide

ESTIMATED ANNUAL OPERATING IMPACT: Minimal

REVENUE SCHEDULE:	PRIOR	2009-10	2010-11	2011-12	2012-13	2013-14	2014-15	FUTURE	TOTAL
Capital Outlay Reserve	0	284	0	0	0	0	0	0	284

TOTAL REVENUE:	0	284	0	0	0	0	0	0	284
----------------	---	-----	---	---	---	---	---	---	-----

EXPENDITURE SCHEDULE:	PRIOR	2009-10	2010-11	2011-12	2012-13	2013-14	2014-15	FUTURE	TOTAL
Debt Service Payments	0	284	0	0	0	0	0	0	284

TOTAL EXPENDITURES:	0	284	0	0	0	0	0	0	284
---------------------	---	-----	---	---	---	---	---	---	-----

DEBT SERVICE - TAMAMIAMI PARK (SUNSHINE STATE 2005) PROJECT # 982570

DESCRIPTION: Provide funding for annual debt service payment; financing proceeds used for Tamiami Park improvements and repairs

LOCATION: Countywide
 Countywide

DISTRICT LOCATED: Countywide
 DISTRICT(s) SERVED: Countywide

ESTIMATED ANNUAL OPERATING IMPACT: Minimal

REVENUE SCHEDULE:	PRIOR	2009-10	2010-11	2011-12	2012-13	2013-14	2014-15	FUTURE	TOTAL
Capital Outlay Reserve	0	179	0	0	0	0	0	0	179

TOTAL REVENUE:	0	179	0	0	0	0	0	0	179
----------------	---	-----	---	---	---	---	---	---	-----

EXPENDITURE SCHEDULE:	PRIOR	2009-10	2010-11	2011-12	2012-13	2013-14	2014-15	FUTURE	TOTAL
Debt Service Payments	0	179	0	0	0	0	0	0	179

TOTAL EXPENDITURES:	0	179	0	0	0	0	0	0	179
---------------------	---	-----	---	---	---	---	---	---	-----

STRATEGIC AREA: Recreation and Culture
 DEPARTMENT: Non-Departmental

***** FUNDED PROJECTS *****
 (dollars in thousands)

DEBT SERVICE - TENNIS CENTER RETRACTABLE BLEACHERS (SUNSHINE STATE 2000)

PROJECT # 982800

DESCRIPTION: Provide funding for annual debt service payment; financing proceeds used to acquire and install retractable bleachers for Crandon Park Tennis Center

LOCATION: Countywide
 Countywide

DISTRICT LOCATED: Countywide
 DISTRICT(s) SERVED: Countywide

ESTIMATED ANNUAL OPERATING IMPACT: Minimal

REVENUE SCHEDULE:	PRIOR	2009-10	2010-11	2011-12	2012-13	2013-14	2014-15	FUTURE	TOTAL
Capital Outlay Reserve	0	217	0	0	0	0	0	0	217
TOTAL REVENUE:	0	217	0	0	0	0	0	0	217
EXPENDITURE SCHEDULE:	PRIOR	2009-10	2010-11	2011-12	2012-13	2013-14	2014-15	FUTURE	TOTAL
Debt Service Payments	0	217	0	0	0	0	0	0	217
TOTAL EXPENDITURES:	0	217	0	0	0	0	0	0	217

