

Funded Projects TRANSPORTATION



STRATEGIC AREA: Transportation
 DEPARTMENT: Aviation

***** FUNDED PROJECTS *****
 (dollars in thousands)

Airside Improvements

MIAMI INTERNATIONAL AIRPORT (MIA) AIRSIDE IMPROVEMENT PROJECTS

PROJECT # 6333310

DESCRIPTION: Constructed a new runway to decrease aircraft delays; upgrade utilities and drainage on the north side of MIA; relocate midfield facilities to the west; construct a replacement fire rescue facility; strengthen existing runways and re-number runways; indirect costs are budgeted in Project 6331290

LOCATION: Miami International Airport

Unincorporated Miami-Dade County

DISTRICT LOCATED: 6

ESTIMATED ANNUAL OPERATING IMPACT: Minimal

DISTRICT(s) SERVED: Countywide

REVENUE SCHEDULE:	PRIOR	2009-10	2010-11	2011-12	2012-13	2013-14	2014-15	FUTURE	TOTAL
Federal Aviation Administration	190,004	7,500	7,500	0	0	0	0	0	205,004
Aviation Passenger Facility Charge	12,675	0	0	0	0	0	0	0	12,675
FDOT Funds	60,720	0	3,416	0	0	0	0	0	64,136
Aviation Revenue Bonds Sold	58,252	0	0	0	0	0	0	0	58,252
Improvement Fund	1,872	139	134	67	0	0	0	0	2,212

TOTAL REVENUE:	323,523	7,639	11,050	67	0	0	0	0	342,279
-----------------------	----------------	--------------	---------------	-----------	----------	----------	----------	----------	----------------

EXPENDITURE SCHEDULE:	PRIOR	2009-10	2010-11	2011-12	2012-13	2013-14	2014-15	FUTURE	TOTAL
Planning and Design	66,042	169	58	0	0	0	0	0	66,269
Construction	244,360	10,403	10,311	9,016	1,920	0	0	0	276,010

TOTAL EXPENDITURES:	310,402	10,572	10,369	9,016	1,920	0	0	0	342,279
----------------------------	----------------	---------------	---------------	--------------	--------------	----------	----------	----------	----------------

Cargo Facilities Improvements

MIAMI INTERNATIONAL AIRPORT WESTSIDE CARGO DEVELOPMENT

PROJECT # 6339990

DESCRIPTION: Construct cargo buildings with apron and utility work; improve roadway access to existing buildings; indirect costs are budgeted in Project 6331290

LOCATION: Miami International Airport

Unincorporated Miami-Dade County

DISTRICT LOCATED: 6

ESTIMATED ANNUAL OPERATING IMPACT: Minimal

DISTRICT(s) SERVED: Countywide

REVENUE SCHEDULE:	PRIOR	2009-10	2010-11	2011-12	2012-13	2013-14	2014-15	FUTURE	TOTAL
Federal Aviation Administration	3,694	0	0	0	0	0	0	0	3,694
FDOT Funds	29,200	0	560	841	0	0	0	0	30,601
Future Aviation Revenue Bonds	0	17,406	0	0	0	0	0	0	17,406
Aviation Revenue Bonds Sold	134,731	0	0	0	0	0	0	0	134,731

TOTAL REVENUE:	167,625	17,406	560	841	0	0	0	0	186,432
-----------------------	----------------	---------------	------------	------------	----------	----------	----------	----------	----------------

EXPENDITURE SCHEDULE:	PRIOR	2009-10	2010-11	2011-12	2012-13	2013-14	2014-15	FUTURE	TOTAL
Planning and Design	39,575	822	516	83	0	0	0	0	40,996
Construction	128,051	5,366	9,445	2,574	0	0	0	0	145,436

TOTAL EXPENDITURES:	167,626	6,188	9,961	2,657	0	0	0	0	186,432
----------------------------	----------------	--------------	--------------	--------------	----------	----------	----------	----------	----------------

STRATEGIC AREA: Transportation
 DEPARTMENT: Aviation

***** FUNDED PROJECTS *****
 (dollars in thousands)

General Aviation Airports

GENERAL AVIATION AIRPORTS

PROJECT # 6336930

DESCRIPTION: Construct airfield improvements to improve safety and operations; indirect costs are budgeted in Project 6331290

LOCATION: Various Sites
 Various Sites

DISTRICT LOCATED: 1, 6, 9, 11
 DISTRICT(s) SERVED: Countywide

ESTIMATED ANNUAL OPERATING IMPACT: Minimal

REVENUE SCHEDULE:	PRIOR	2009-10	2010-11	2011-12	2012-13	2013-14	2014-15	FUTURE	TOTAL
Federal Aviation Administration	19,350	2,175	1,763	587	0	0	0	0	23,875
FDOT Funds	8,452	1,177	1,766	589	0	0	0	0	11,984
Future Aviation Revenue Bonds	0	236	829	0	0	0	0	0	1,065
Aviation Revenue Bonds Sold	28,368	0	0	0	0	0	0	0	28,368
Improvement Fund	245	770	650	0	0	0	0	0	1,665

TOTAL REVENUE: 56,415 4,358 5,008 1,176 0 0 0 0 0 66,957

EXPENDITURE SCHEDULE:	PRIOR	2009-10	2010-11	2011-12	2012-13	2013-14	2014-15	FUTURE	TOTAL
Planning and Design	11,803	400	130	0	0	0	0	0	12,333
Construction	44,612	3,958	3,815	1,948	81	80	130	0	54,624

TOTAL EXPENDITURES: 56,415 4,358 3,945 1,948 81 80 130 0 0 66,957

Landside Improvements

MIAMI INTERNATIONAL AIRPORT MOVER

PROJECT # 6337230



DESCRIPTION: Design and build an elevated automated people mover to link the future Miami Intermodal Center (MIC) to the terminal which will relieve vehicular traffic at the curb of the terminal; indirect costs are budgeted in Project 6331290

LOCATION: Miami International Airport
 Unincorporated Miami-Dade County

DISTRICT LOCATED: 6
 DISTRICT(s) SERVED: Countywide

ESTIMATED ANNUAL OPERATING IMPACT: \$3,100

REVENUE SCHEDULE:	PRIOR	2009-10	2010-11	2011-12	2012-13	2013-14	2014-15	FUTURE	TOTAL
FDOT Funds	999	33,509	67,016	0	0	0	0	0	101,524
Future Aviation Revenue Bonds	0	115,403	30,642	0	0	0	0	0	146,045
Aviation Revenue Bonds Sold	44,281	0	0	0	0	0	0	0	44,281

TOTAL REVENUE: 45,280 148,912 97,658 0 0 0 0 0 0 291,850

EXPENDITURE SCHEDULE:	PRIOR	2009-10	2010-11	2011-12	2012-13	2013-14	2014-15	FUTURE	TOTAL
Planning and Design	15,237	5,431	4,168	1,120	0	0	0	0	25,956
Construction	30,043	143,480	91,354	1,017	0	0	0	0	265,894

TOTAL EXPENDITURES: 45,280 148,911 95,522 2,137 0 0 0 0 0 291,850

STRATEGIC AREA: Transportation
 DEPARTMENT: Aviation

***** FUNDED PROJECTS *****
 (dollars in thousands)

MIAMI INTERNATIONAL AIRPORT ROADWAYS AND PARKING

PROJECT # 6331810

DESCRIPTION: Constructed a new passenger parking garage and a facility to centralize parking fee collection, realigned a portion of Perimeter Rd, prepare for eventual expansion of Perimeter Rd, and extended vehicular drive to serve south terminal; indirect costs are budgeted in Project 6331290

LOCATION: Miami International Airport
 Unincorporated Miami-Dade County

DISTRICT LOCATED: 6
 DISTRICT(s) SERVED: Countywide

ESTIMATED ANNUAL OPERATING IMPACT: Minimal

REVENUE SCHEDULE:	PRIOR	2009-10	2010-11	2011-12	2012-13	2013-14	2014-15	FUTURE	TOTAL
Aviation Passenger Facility Charge	44,103	0	0	0	0	0	0	0	44,103
FDOT Funds	30,449	0	0	2,319	0	0	0	0	32,768
Future Aviation Revenue Bonds	0	9,884	0	0	0	0	0	0	9,884
Aviation Revenue Bonds Sold	74,293	0	0	0	0	0	0	0	74,293
Improvement Fund	7,118	10,638	10,638	10,491	9,752	8,200	739	0	57,576
TOTAL REVENUE:	155,963	20,522	10,638	12,810	9,752	8,200	739	0	218,624
EXPENDITURE SCHEDULE:	PRIOR	2009-10	2010-11	2011-12	2012-13	2013-14	2014-15	FUTURE	TOTAL
Planning and Design	50,214	402	136	22	0	0	0	0	50,774
Construction	105,749	16,309	13,564	13,537	9,752	8,200	739	0	167,850
TOTAL EXPENDITURES:	155,963	16,711	13,700	13,559	9,752	8,200	739	0	218,624

Support Facilities

MIAMI INTERNATIONAL AIRPORT SUPPORT FACILITY IMPROVEMENTS

PROJECT # 6331290

DESCRIPTION: Remediate pollution, expand chiller plant to air condition additional terminal space, secure the public by installing equipment to control access, screen checked baggage and screen passengers, modernize and expand the telecommunication systems shared with the airlines and other tenants

LOCATION: Miami International Airport
 Unincorporated Miami-Dade County

DISTRICT LOCATED: 6
 DISTRICT(s) SERVED: Countywide

ESTIMATED ANNUAL OPERATING IMPACT: \$10,000

REVENUE SCHEDULE:	PRIOR	2009-10	2010-11	2011-12	2012-13	2013-14	2014-15	FUTURE	TOTAL
Federal Aviation Administration	35,534	0	0	0	0	0	0	0	35,534
Aviation Passenger Facility Charge	11,743	0	0	0	0	0	0	0	11,743
FDOT Funds	29,372	2,000	892	0	2,108	0	0	0	34,372
Future Aviation Revenue Bonds	0	17,801	22,690	61,839	0	0	0	0	102,330
Aviation Revenue Bonds Sold	732,246	0	0	0	0	0	0	0	732,246
Transportation Security Administration Funds	1,424	1,289	0	0	0	0	0	0	2,713
Improvement Fund	8,504	5,995	7,628	3,641	0	0	0	0	25,768
TOTAL REVENUE:	818,823	27,085	31,210	65,480	2,108	0	0	0	944,706
EXPENDITURE SCHEDULE:	PRIOR	2009-10	2010-11	2011-12	2012-13	2013-14	2014-15	FUTURE	TOTAL
Planning and Design	329,271	4,630	4,115	2,698	981	387	303	0	342,385
Construction	489,552	22,454	27,096	21,664	14,733	14,834	11,988	0	602,321
TOTAL EXPENDITURES:	818,823	27,084	31,211	24,362	15,714	15,221	12,291	0	944,706

STRATEGIC AREA: Transportation
 DEPARTMENT: Aviation

***** FUNDED PROJECTS *****
 (dollars in thousands)

Terminal Improvements

MIAMI INTERNATIONAL AIRPORT NORTH TERMINAL DEVELOPMENT (NTD)

PROJECT # 6339221



DESCRIPTION: Expand the terminal and concourse facilities from A to D to facilitate passenger connections and transfers; renovate terminal space from curb to ticket counters to provide appropriate passenger circulation; remedy pollution at the NTD site; indirect costs are budgeted in Project 6331290

LOCATION: Miami International Airport
 Unincorporated Miami-Dade County

DISTRICT LOCATED: 6
 DISTRICT(S) SERVED: Countywide

ESTIMATED ANNUAL OPERATING IMPACT: \$17,955

REVENUE SCHEDULE:	PRIOR	2009-10	2010-11	2011-12	2012-13	2013-14	2014-15	FUTURE	TOTAL
FDOT Funds	7,168	0	0	0	0	0	0	0	7,168
Tenant Financing	60,000	10,000	35,000	0	0	0	0	0	105,000
Future Aviation Revenue Bonds	0	465,257	212,200	0	0	0	0	0	677,457
Aviation Revenue Bonds Sold	1,973,444	0	0	0	0	0	0	0	1,973,444
Transportation Security Administration Funds	10,880	10,880	32,640	0	0	0	0	0	54,400
Improvement Fund	9,960	104	100	50	0	0	0	0	10,214

TOTAL REVENUE: 2,061,452 486,241 279,940 50 0 0 0 0 0 2,827,683

EXPENDITURE SCHEDULE:	PRIOR	2009-10	2010-11	2011-12	2012-13	2013-14	2014-15	FUTURE	TOTAL
Planning and Design	415,812	0	0	0	0	0	0	0	415,812
Construction	1,645,640	486,241	279,909	81	0	0	0	0	2,411,871

TOTAL EXPENDITURES: 2,061,452 486,241 279,909 81 0 0 0 0 0 2,827,683

MIAMI INTERNATIONAL AIRPORT OTHER TERMINAL PROJECTS

PROJECT # 6337440

DESCRIPTION: Expand Concourse A; make improvements to Central Terminal including life safety and building code upgrades; perform major repairs to the terminal roof; complete tenant relocations and procurement of new passenger loading bridges; indirect costs are budgeted in Project 6331290

LOCATION: Miami International Airport
 Unincorporated Miami-Dade County

DISTRICT LOCATED: 6
 DISTRICT(S) SERVED: Countywide

ESTIMATED ANNUAL OPERATING IMPACT: Minimal

REVENUE SCHEDULE:	PRIOR	2009-10	2010-11	2011-12	2012-13	2013-14	2014-15	FUTURE	TOTAL
Federal Aviation Administration	12,792	0	0	0	0	0	0	0	12,792
Aviation Passenger Facility Charge	82,207	0	0	0	0	0	0	0	82,207
FDOT Funds	14,452	0	0	0	0	0	0	0	14,452
Future Aviation Revenue Bonds	0	19,773	27,013	16,008	0	0	0	0	62,794
Aviation Revenue Bonds Sold	325,363	0	0	0	0	0	0	0	325,363
Improvement Fund	4,282	228	220	110	0	0	0	0	4,840

TOTAL REVENUE: 439,096 20,001 27,233 16,118 0 0 0 0 0 502,448

EXPENDITURE SCHEDULE:	PRIOR	2009-10	2010-11	2011-12	2012-13	2013-14	2014-15	FUTURE	TOTAL
Planning and Design	120,753	2,262	1,605	602	116	4	0	0	125,342
Construction	318,343	17,739	25,627	13,843	1,515	39	0	0	377,106

TOTAL EXPENDITURES: 439,096 20,001 27,232 14,445 1,631 43 0 0 0 502,448

STRATEGIC AREA: Transportation
 DEPARTMENT: Aviation

***** FUNDED PROJECTS *****
 (dollars in thousands)

MIAMI INTERNATIONAL AIRPORT SOUTH TERMINAL DEVELOPMENT

PROJECT # 63310500

DESCRIPTION: Finalize various work orders for newly expanded terminal and concourse facilities from Terminal H to the east by adding the South Terminal building; constructed Concourse J; renovated Concourse H; upgraded and added apron and utility capacity; indirect costs are budgeted in Project 6331290

LOCATION: Miami International Airport
 Unincorporated Miami-Dade County

DISTRICT LOCATED: 6
 DISTRICT(s) SERVED: Countywide

ESTIMATED ANNUAL OPERATING IMPACT: \$6,300

REVENUE SCHEDULE:	PRIOR	2009-10	2010-11	2011-12	2012-13	2013-14	2014-15	FUTURE	TOTAL
Federal Aviation Administration	30,054	0	0	0	0	0	0	0	30,054
Aviation Passenger Facility Charge	18,731	0	0	0	0	0	0	0	18,731
FDOT Funds	50,294	0	1,030	0	0	0	0	0	51,324
Future Aviation Revenue Bonds	0	14,327	0	0	0	0	0	0	14,327
Aviation Revenue Bonds Sold	920,674	0	0	0	0	0	0	0	920,674
Transportation Security Administration Funds	20,046	0	0	0	0	0	0	0	20,046
Improvement Fund	3,021	1,622	1,562	780	0	0	0	0	6,985
TOTAL REVENUE:	1,042,820	15,949	2,592	780	0	0	0	0	1,062,141
EXPENDITURE SCHEDULE:	PRIOR	2009-10	2010-11	2011-12	2012-13	2013-14	2014-15	FUTURE	TOTAL
Planning and Design	105,976	1,044	385	28	0	0	0	0	107,433
Construction	936,843	9,791	6,614	1,460	0	0	0	0	954,708
TOTAL EXPENDITURES:	1,042,819	10,835	6,999	1,488	0	0	0	0	1,062,141

STRATEGIC AREA: Transportation
 DEPARTMENT: Public Works

***** FUNDED PROJECTS *****
 (dollars in thousands)

ADA Accessibility Improvements

AMERICANS WITH DISABILITIES ACT COMPLIANCE PROJECTS

PROJECT # 609720

DESCRIPTION: Remove barriers or construct new access in County rights-of-way

LOCATION: Countywide
 Countywide

DISTRICT LOCATED: Countywide
 DISTRICT(s) SERVED: Countywide

ESTIMATED ANNUAL OPERATING IMPACT: Minimal

REVENUE SCHEDULE:	PRIOR	2009-10	2010-11	2011-12	2012-13	2013-14	2014-15	FUTURE	TOTAL
Building Better Communities GOB Program	6,299	3,701	0	0	0	0	0	0	10,000

TOTAL REVENUE:	6,299	3,701	0	0	0	0	0	0	10,000
----------------	-------	-------	---	---	---	---	---	---	--------

EXPENDITURE SCHEDULE:	PRIOR	2009-10	2010-11	2011-12	2012-13	2013-14	2014-15	FUTURE	TOTAL
Construction	6,299	3,701	0	0	0	0	0	0	10,000

TOTAL EXPENDITURES:	6,299	3,701	0	0	0	0	0	0	10,000
---------------------	-------	-------	---	---	---	---	---	---	--------

AMERICANS WITH DISABILITIES ACT HOTLINE PROJECTS

PROJECT # 609610

DESCRIPTION: Retrofit sidewalks to comply with the Americans with Disabilities Act (ADA) in response to calls to the County's ADA hotline

LOCATION: Countywide
 Countywide

DISTRICT LOCATED: Countywide
 DISTRICT(s) SERVED: Countywide

ESTIMATED ANNUAL OPERATING IMPACT: Minimal

REVENUE SCHEDULE:	PRIOR	2009-10	2010-11	2011-12	2012-13	2013-14	2014-15	FUTURE	TOTAL
Capital Impr. Local Option Gas Tax	414	0	414	414	414	414	414	0	2,484
Capital Asset Acquisition Bond 2004B Proceeds	400	0	0	0	0	0	0	0	400

TOTAL REVENUE:	814	0	414	414	414	414	414	0	2,884
----------------	-----	---	-----	-----	-----	-----	-----	---	-------

EXPENDITURE SCHEDULE:	PRIOR	2009-10	2010-11	2011-12	2012-13	2013-14	2014-15	FUTURE	TOTAL
Construction	414	400	414	414	414	414	414	0	2,884

TOTAL EXPENDITURES:	414	400	414	414	414	414	414	0	2,884
---------------------	-----	-----	-----	-----	-----	-----	-----	---	-------

Causeway Improvements

CAPITAL INFRASTRUCTURE IMPROVEMENTS ON RICKENBACKER CAUSEWAY

PROJECT # 603890

DESCRIPTION: Construct various infrastructure improvements on Rickenbacker Causeway

LOCATION: Rickenbacker Causeway
 City of Miami

DISTRICT LOCATED: 7
 DISTRICT(s) SERVED: Countywide

ESTIMATED ANNUAL OPERATING IMPACT: Minimal

REVENUE SCHEDULE:	PRIOR	2009-10	2010-11	2011-12	2012-13	2013-14	2014-15	FUTURE	TOTAL
Causeway Toll Revenue	1,253	1,000	900	1,000	1,000	1,000	1,000	0	7,153

TOTAL REVENUE:	1,253	1,000	900	1,000	1,000	1,000	1,000	0	7,153
----------------	-------	-------	-----	-------	-------	-------	-------	---	-------

EXPENDITURE SCHEDULE:	PRIOR	2009-10	2010-11	2011-12	2012-13	2013-14	2014-15	FUTURE	TOTAL
Construction	1,253	1,000	900	1,000	1,000	1,000	1,000	0	7,153

TOTAL EXPENDITURES:	1,253	1,000	900	1,000	1,000	1,000	1,000	0	7,153
---------------------	-------	-------	-----	-------	-------	-------	-------	---	-------

STRATEGIC AREA: Transportation
 DEPARTMENT: Public Works

***** FUNDED PROJECTS *****
 (dollars in thousands)

CAUSEWAY TOLL SYSTEM UPGRADE

PROJECT # 605220

DESCRIPTION: Replace the existing electronic toll collection system with SunPass to achieve interoperability with the State of Florida's toll system

LOCATION: Rickenbacker and Venetian Causeways
 Countywide

DISTRICT LOCATED: 3, 4, 7
 DISTRICT(s) SERVED: Countywide

ESTIMATED ANNUAL OPERATING IMPACT: Minimal

REVENUE SCHEDULE:	PRIOR	2009-10	2010-11	2011-12	2012-13	2013-14	2014-15	FUTURE	TOTAL
Causeway Toll Revenue	0	2,450	0	0	0	0	0	0	2,450
Capital Asset Acquisition Bond 2009 Proceeds	2,050	0	0	0	0	0	0	0	2,050

TOTAL REVENUE: 2,050 2,450 0 0 0 0 0 0 0 4,500

EXPENDITURE SCHEDULE:	PRIOR	2009-10	2010-11	2011-12	2012-13	2013-14	2014-15	FUTURE	TOTAL
Equipment Acquisition	0	3,900	500	0	0	0	0	0	4,400
Computer Hardware/Software	0	100	0	0	0	0	0	0	100

TOTAL EXPENDITURES: 0 4,000 500 0 0 0 0 0 0 4,500

REPAIR AND REPLACE FISHING PIERS AT OLD WILLIAM POWELL BRIDGE AT KEY BISCAYNE

PROJECT # 605470

DESCRIPTION: Restore structural integrity of the fishing pier at Old William Powell Bridge and re-open the facility to the public

LOCATION: Key Biscayne
 Key Biscayne

DISTRICT LOCATED: 7
 DISTRICT(s) SERVED: 7

ESTIMATED ANNUAL OPERATING IMPACT: Minimal

REVENUE SCHEDULE:	PRIOR	2009-10	2010-11	2011-12	2012-13	2013-14	2014-15	FUTURE	TOTAL
Building Better Communities GOB Program	870	1,230	0	0	0	0	0	0	2,100

TOTAL REVENUE: 870 1,230 0 0 0 0 0 0 0 2,100

EXPENDITURE SCHEDULE:	PRIOR	2009-10	2010-11	2011-12	2012-13	2013-14	2014-15	FUTURE	TOTAL
Planning and Design	200	0	0	0	0	0	0	0	200
Construction	670	1,230	0	0	0	0	0	0	1,900

TOTAL EXPENDITURES: 870 1,230 0 0 0 0 0 0 0 2,100

RICKENBACKER CAUSEWAY BARRIER ISLANDS SHORELINE AND ROADWAY PROTECTION IMPROVEMENTS

PROJECT # 607970

DESCRIPTION: Improve causeway shoreline, renourish the beach, improve road drainage, and provide landscaping

LOCATION: Rickenbacker Causeway
 City of Miami

DISTRICT LOCATED: 7
 DISTRICT(s) SERVED: Countywide

ESTIMATED ANNUAL OPERATING IMPACT: Minimal

REVENUE SCHEDULE:	PRIOR	2009-10	2010-11	2011-12	2012-13	2013-14	2014-15	FUTURE	TOTAL
Sunshine State Financing	2,500	0	0	0	0	0	0	0	2,500
Capital Asset Acquisition Bond 2009 Proceeds	5,000	0	0	0	0	0	0	0	5,000

TOTAL REVENUE: 7,500 0 0 0 0 0 0 0 0 7,500

EXPENDITURE SCHEDULE:	PRIOR	2009-10	2010-11	2011-12	2012-13	2013-14	2014-15	FUTURE	TOTAL
Planning and Design	200	0	0	0	0	0	0	0	200
Construction	2,300	5,000	0	0	0	0	0	0	7,300

TOTAL EXPENDITURES: 2,500 5,000 0 0 0 0 0 0 0 7,500

STRATEGIC AREA: Transportation
 DEPARTMENT: Public Works

***** FUNDED PROJECTS *****
 (dollars in thousands)

RICKENBACKER CAUSEWAY BEARCUT FISHING CATWALK DEMOLITION

PROJECT # 603700

DESCRIPTION: Restore structural integrity of the fishing pier and re-open the facility to the public

LOCATION: Rickenbacker Causeway
 City of Miami

DISTRICT LOCATED: 7
 DISTRICT(s) SERVED: Countywide

ESTIMATED ANNUAL OPERATING IMPACT: Minimal

REVENUE SCHEDULE:	PRIOR	2009-10	2010-11	2011-12	2012-13	2013-14	2014-15	FUTURE	TOTAL
Building Better Communities GOB Program	40	360	0	0	0	0	0	0	400

TOTAL REVENUE:	40	360	0	0	0	0	0	0	400
-----------------------	-----------	------------	----------	----------	----------	----------	----------	----------	------------

EXPENDITURE SCHEDULE:	PRIOR	2009-10	2010-11	2011-12	2012-13	2013-14	2014-15	FUTURE	TOTAL
Planning and Design	40	30	0	0	0	0	0	0	70
Construction	0	330	0	0	0	0	0	0	330

TOTAL EXPENDITURES:	40	360	0	0	0	0	0	0	400
----------------------------	-----------	------------	----------	----------	----------	----------	----------	----------	------------

RICKENBACKER CAUSEWAY HOBIE NORTH SIDE BARRIER

PROJECT # 608560



DESCRIPTION: Improve causeway shoreline beach, improve road drainage and provide landscaping

LOCATION: Rickenbacker Causeway
 City of Miami

DISTRICT LOCATED: 7
 DISTRICT(s) SERVED:

ESTIMATED ANNUAL OPERATING IMPACT: Minimal

REVENUE SCHEDULE:	PRIOR	2009-10	2010-11	2011-12	2012-13	2013-14	2014-15	FUTURE	TOTAL
Causeway Toll Revenue	0	0	0	0	0	2,000	0	0	2,000

TOTAL REVENUE:	0	0	0	0	0	2,000	0	0	2,000
-----------------------	----------	----------	----------	----------	----------	--------------	----------	----------	--------------

EXPENDITURE SCHEDULE:	PRIOR	2009-10	2010-11	2011-12	2012-13	2013-14	2014-15	FUTURE	TOTAL
Planning and Design	0	0	0	0	0	30	0	0	30
Construction	0	0	0	0	0	1,970	0	0	1,970

TOTAL EXPENDITURES:	0	0	0	0	0	2,000	0	0	2,000
----------------------------	----------	----------	----------	----------	----------	--------------	----------	----------	--------------

RICKENBACKER CAUSEWAY TOLL PLAZA INFRASTRUCTURE MODIFICATIONS

PROJECT # 6010610

DESCRIPTION: Redesign the existing toll plaza vehicle lanes

LOCATION: Rickenbacker Causeway
 City of Miami

DISTRICT LOCATED: 7
 DISTRICT(s) SERVED:

ESTIMATED ANNUAL OPERATING IMPACT: Minimal

REVENUE SCHEDULE:	PRIOR	2009-10	2010-11	2011-12	2012-13	2013-14	2014-15	FUTURE	TOTAL
Causeway Toll Revenue	0	0	0	1,000	0	0	0	0	1,000

TOTAL REVENUE:	0	0	0	1,000	0	0	0	0	1,000
-----------------------	----------	----------	----------	--------------	----------	----------	----------	----------	--------------

EXPENDITURE SCHEDULE:	PRIOR	2009-10	2010-11	2011-12	2012-13	2013-14	2014-15	FUTURE	TOTAL
Planning and Design	0	0	0	40	0	0	0	0	40
Construction	0	0	0	960	0	0	0	0	960

TOTAL EXPENDITURES:	0	0	0	1,000	0	0	0	0	1,000
----------------------------	----------	----------	----------	--------------	----------	----------	----------	----------	--------------

STRATEGIC AREA: Transportation
 DEPARTMENT: Public Works

***** FUNDED PROJECTS *****
 (dollars in thousands)

RICKENBACKER CONCRETE JERSEY BARRIER PAINTING

PROJECT # 605190

DESCRIPTION: Prepare and paint causeway median barrier

LOCATION: Rickenbacker Causeway
 City of Miami

DISTRICT LOCATED: 7
 DISTRICT(s) SERVED: 7

ESTIMATED ANNUAL OPERATING IMPACT: Minimal

REVENUE SCHEDULE:	PRIOR	2009-10	2010-11	2011-12	2012-13	2013-14	2014-15	FUTURE	TOTAL
Causeway Toll Revenue	0	0	300	0	0	0	0	0	300

TOTAL REVENUE:	0	0	300	0	0	0	0	0	300
-----------------------	----------	----------	------------	----------	----------	----------	----------	----------	------------

EXPENDITURE SCHEDULE:	PRIOR	2009-10	2010-11	2011-12	2012-13	2013-14	2014-15	FUTURE	TOTAL
Planning and Design	0	0	10	0	0	0	0	0	10
Construction	0	0	290	0	0	0	0	0	290

TOTAL EXPENDITURES:	0	0	300	0	0	0	0	0	300
----------------------------	----------	----------	------------	----------	----------	----------	----------	----------	------------

RICKENBACKER/WILLIAM POWELL BRIDGE STRUCTURAL REPAIRS

PROJECT # 604250

DESCRIPTION: Complete structural repairs contingent upon structural survey

LOCATION: Rickenbacker Causeway
 City of Miami

DISTRICT LOCATED: 7
 DISTRICT(s) SERVED: Countywide

ESTIMATED ANNUAL OPERATING IMPACT: Minimal

REVENUE SCHEDULE:	PRIOR	2009-10	2010-11	2011-12	2012-13	2013-14	2014-15	FUTURE	TOTAL
Sunshine State Financing	60	0	0	0	0	0	0	0	60
Capital Asset Acquisition Bond 2009 Proceeds	750	0	0	0	0	0	0	0	750

TOTAL REVENUE:	810	0	0	0	0	0	0	0	810
-----------------------	------------	----------	----------	----------	----------	----------	----------	----------	------------

EXPENDITURE SCHEDULE:	PRIOR	2009-10	2010-11	2011-12	2012-13	2013-14	2014-15	FUTURE	TOTAL
Construction	0	750	0	0	0	0	0	0	750
Other	60	0	0	0	0	0	0	0	60

TOTAL EXPENDITURES:	60	750	0	0	0	0	0	0	810
----------------------------	-----------	------------	----------	----------	----------	----------	----------	----------	------------

STRATEGIC AREA: Transportation
 DEPARTMENT: Public Works

***** FUNDED PROJECTS *****
 (dollars in thousands)

VENETIAN BRIDGE DESIGN

PROJECT # 607640

DESCRIPTION: Design a new bridge system for the Venetian Causeway

LOCATION: Venetian Causeway
 Miami Beach

DISTRICT LOCATED: 3, 4
 DISTRICT(s) SERVED: Countywide

ESTIMATED ANNUAL OPERATING IMPACT: Minimal

REVENUE SCHEDULE:	PRIOR	2009-10	2010-11	2011-12	2012-13	2013-14	2014-15	FUTURE	TOTAL
Causeway Toll Revenue	100	400	300	0	0	0	0	0	800
Sunshine State Financing	400	0	0	0	0	0	0	0	400
FDOT-County Incentive Grant Program	500	400	300	0	0	0	0	0	1,200
Capital Asset Acquisition Bond 2009 Proceeds	1,400	0	0	0	0	0	0	0	1,400

TOTAL REVENUE: 2,400 800 600 0 0 0 0 0 0 3,800

EXPENDITURE SCHEDULE:	PRIOR	2009-10	2010-11	2011-12	2012-13	2013-14	2014-15	FUTURE	TOTAL
Planning and Design	1,000	2,200	600	0	0	0	0	0	3,800

TOTAL EXPENDITURES: 1,000 2,200 600 0 0 0 0 0 0 3,800

VENETIAN BRIDGE REHABILITATION

PROJECT # 605860

DESCRIPTION: Remove existing concrete, add new reinforcing concrete for over 400 support beams, repair decks, clean, and paint all 12 bridges

LOCATION: Venetian Causeway
 Miami Beach

DISTRICT LOCATED: 3, 4
 DISTRICT(s) SERVED: Countywide

ESTIMATED ANNUAL OPERATING IMPACT: Minimal

REVENUE SCHEDULE:	PRIOR	2009-10	2010-11	2011-12	2012-13	2013-14	2014-15	FUTURE	TOTAL
Causeway Toll Revenue	1,374	0	0	0	0	0	0	0	1,374
Sunshine State Financing	1,000	0	0	0	0	0	0	0	1,000
FDOT-County Incentive Grant Program	2,374	0	0	0	0	0	0	0	2,374
Capital Asset Acquisition Bond 2009 Proceeds	1,200	0	0	0	0	0	0	0	1,200

TOTAL REVENUE: 5,948 0 0 0 0 0 0 0 0 5,948

EXPENDITURE SCHEDULE:	PRIOR	2009-10	2010-11	2011-12	2012-13	2013-14	2014-15	FUTURE	TOTAL
Construction	4,748	1,200	0	0	0	0	0	0	5,948

TOTAL EXPENDITURES: 4,748 1,200 0 0 0 0 0 0 0 5,948

STRATEGIC AREA: Transportation
 DEPARTMENT: Public Works

***** FUNDED PROJECTS *****
 (dollars in thousands)

VENETIAN CAUSEWAY STREETScape

PROJECT # 609470

DESCRIPTION: Construct road, sidewalk, and landscape improvements along the Venetian Causeway

LOCATION: Venetian Causeway
 City of Miami

DISTRICT LOCATED: 3, 4
 DISTRICT(s) SERVED: Countywide

ESTIMATED ANNUAL OPERATING IMPACT: Minimal

REVENUE SCHEDULE:	PRIOR	2009-10	2010-11	2011-12	2012-13	2013-14	2014-15	FUTURE	TOTAL
Municipal Contribution	0	3,760	0	0	0	0	0	0	3,760
Road Impact Fees	550	0	0	0	0	0	0	0	550
FDOT Funds	2,585	0	0	0	0	0	0	0	2,585
Sunshine State Financing	1,000	0	0	0	0	0	0	0	1,000

TOTAL REVENUE: 4,135 3,760 0 0 0 0 0 0 0 7,895

EXPENDITURE SCHEDULE:	PRIOR	2009-10	2010-11	2011-12	2012-13	2013-14	2014-15	FUTURE	TOTAL
Planning and Design	0	26	0	0	0	0	0	0	26
Construction	0	7,869	0	0	0	0	0	0	7,869

TOTAL EXPENDITURES: 0 7,895 0 0 0 0 0 0 0 7,895

Infrastructure Improvements

BRIDGE REPAIR AND PAINTING

PROJECT # 6050231

DESCRIPTION: Repair and paint County-maintained bridges

LOCATION: Countywide
 Countywide

DISTRICT LOCATED: Countywide
 DISTRICT(s) SERVED: Countywide

ESTIMATED ANNUAL OPERATING IMPACT: Minimal

REVENUE SCHEDULE:	PRIOR	2009-10	2010-11	2011-12	2012-13	2013-14	2014-15	FUTURE	TOTAL
Secondary Gas Tax	800	800	800	800	800	800	800	0	5,600

TOTAL REVENUE: 800 800 800 800 800 800 800 0 5,600

EXPENDITURE SCHEDULE:	PRIOR	2009-10	2010-11	2011-12	2012-13	2013-14	2014-15	FUTURE	TOTAL
Construction	800	800	800	800	800	800	800	0	5,600

TOTAL EXPENDITURES: 800 800 800 800 800 800 800 0 5,600

STRATEGIC AREA: Transportation
 DEPARTMENT: Public Works

***** FUNDED PROJECTS *****
 (dollars in thousands)

CONSTRUCTION OF NW 138 STREET BRIDGE OVER THE MIAMI RIVER CANAL

PROJECT # 604860

DESCRIPTION: Construct a new bridge over the Miami River Canal at NW 138 St

LOCATION: NW 138 St and the Miami River Canal
 Unincorporated Miami-Dade County

DISTRICT LOCATED: 12
 DISTRICT(s) SERVED: 12, 13

ESTIMATED ANNUAL OPERATING IMPACT: Minimal

REVENUE SCHEDULE:	PRIOR	2009-10	2010-11	2011-12	2012-13	2013-14	2014-15	FUTURE	TOTAL
Charter County Transit System Surtax	84	0	0	0	0	0	0	0	84
PTP Bond Program	632	3,497	2,800	0	0	0	0	0	6,929

TOTAL REVENUE:	716	3,497	2,800	0	0	0	0	0	7,013
-----------------------	------------	--------------	--------------	----------	----------	----------	----------	----------	--------------

EXPENDITURE SCHEDULE:	PRIOR	2009-10	2010-11	2011-12	2012-13	2013-14	2014-15	FUTURE	TOTAL
Planning and Design	453	0	0	0	0	0	0	0	453
Construction	263	3,497	2,800	0	0	0	0	0	6,560

TOTAL EXPENDITURES:	716	3,497	2,800	0	0	0	0	0	7,013
----------------------------	------------	--------------	--------------	----------	----------	----------	----------	----------	--------------

CONSTRUCTION OF OLD CUTLER ROAD BRIDGE OVER C-100 CANAL

PROJECT # 608290

DESCRIPTION: Upgrade bridge parapet walls and replace or modify existing structure to safely convey vehicular, pedestrian, and bicycle traffic

LOCATION: Old Cutler Rd and SW 173 St
 Palmetto Bay

DISTRICT LOCATED: 8
 DISTRICT(s) SERVED: 8, 9

ESTIMATED ANNUAL OPERATING IMPACT: Minimal

REVENUE SCHEDULE:	PRIOR	2009-10	2010-11	2011-12	2012-13	2013-14	2014-15	FUTURE	TOTAL
Building Better Communities GOB Program	200	600	0	0	0	0	0	0	800

TOTAL REVENUE:	200	600	0	0	0	0	0	0	800
-----------------------	------------	------------	----------	----------	----------	----------	----------	----------	------------

EXPENDITURE SCHEDULE:	PRIOR	2009-10	2010-11	2011-12	2012-13	2013-14	2014-15	FUTURE	TOTAL
Planning and Design	200	0	0	0	0	0	0	0	200
Construction	0	600	0	0	0	0	0	0	600

TOTAL EXPENDITURES:	200	600	0	0	0	0	0	0	800
----------------------------	------------	------------	----------	----------	----------	----------	----------	----------	------------

GUARDRAIL SAFETY IMPROVEMENTS

PROJECT # 6030281

DESCRIPTION: Repair guardrails on various County roadways to improve safety

LOCATION: Countywide
 Countywide

DISTRICT LOCATED: Countywide
 DISTRICT(s) SERVED: Countywide

ESTIMATED ANNUAL OPERATING IMPACT: Minimal

REVENUE SCHEDULE:	PRIOR	2009-10	2010-11	2011-12	2012-13	2013-14	2014-15	FUTURE	TOTAL
Secondary Gas Tax	100	100	100	100	100	100	100	0	700

TOTAL REVENUE:	100	100	100	100	100	100	100	0	700
-----------------------	------------	------------	------------	------------	------------	------------	------------	----------	------------

EXPENDITURE SCHEDULE:	PRIOR	2009-10	2010-11	2011-12	2012-13	2013-14	2014-15	FUTURE	TOTAL
Construction	100	100	100	100	100	100	100	0	700

TOTAL EXPENDITURES:	100	100	100	100	100	100	100	0	700
----------------------------	------------	------------	------------	------------	------------	------------	------------	----------	------------

STRATEGIC AREA: Transportation
 DEPARTMENT: Public Works

***** FUNDED PROJECTS *****
 (dollars in thousands)

IMPROVEMENTS ON ARTERIAL ROADS

PROJECT # 607940

DESCRIPTION: Improve arterial roads including resurfacing, sidewalks, and drainage

LOCATION: Countywide
 Countywide

DISTRICT LOCATED: Countywide
 DISTRICT(s) SERVED: Countywide

ESTIMATED ANNUAL OPERATING IMPACT: Minimal

REVENUE SCHEDULE:	PRIOR	2009-10	2010-11	2011-12	2012-13	2013-14	2014-15	FUTURE	TOTAL
Charter County Transit System Surtax	262	0	0	0	0	0	0	0	262
PTP Bond Program	0	0	500	500	500	0	0	0	1,500

TOTAL REVENUE: 262 0 500 500 500 0 0 0 1,762

EXPENDITURE SCHEDULE:	PRIOR	2009-10	2010-11	2011-12	2012-13	2013-14	2014-15	FUTURE	TOTAL
Construction	262	0	500	500	500	0	0	0	1,762

TOTAL EXPENDITURES: 262 0 500 500 500 0 0 0 1,762

IMPROVEMENTS TO INTERSECTION AT NW 154 STREET AND NW 122 AVENUE

PROJECT # 607510

DESCRIPTION: Reconstruct curbed intersection with concrete pavement to accommodate heavy traffic

LOCATION: NW 154 St and NW 122 Ave
 Unincorporated Miami-Dade County

DISTRICT LOCATED: 12
 DISTRICT(s) SERVED: Countywide

ESTIMATED ANNUAL OPERATING IMPACT: Minimal

REVENUE SCHEDULE:	PRIOR	2009-10	2010-11	2011-12	2012-13	2013-14	2014-15	FUTURE	TOTAL
Road Impact Fees	0	0	0	0	0	1,100	0	0	1,100

TOTAL REVENUE: 0 0 0 0 0 1,100 0 0 1,100

EXPENDITURE SCHEDULE:	PRIOR	2009-10	2010-11	2011-12	2012-13	2013-14	2014-15	FUTURE	TOTAL
Construction	0	0	0	0	0	1,100	0	0	1,100

TOTAL EXPENDITURES: 0 0 0 0 0 1,100 0 0 1,100

IMPROVEMENTS TO INTERSECTIONS IN ROAD IMPACT FEE DISTRICT 1

PROJECT # 6050261

DESCRIPTION: Install turn bays and other operational intersection improvements to increase vehicular traffic capacity and safety

LOCATION: Road Impact Fee District 1
 Various Sites

DISTRICT LOCATED: 6, 7, 10, 12
 DISTRICT(s) SERVED: 6, 7, 10, 12

ESTIMATED ANNUAL OPERATING IMPACT: Minimal

REVENUE SCHEDULE:	PRIOR	2009-10	2010-11	2011-12	2012-13	2013-14	2014-15	FUTURE	TOTAL
Road Impact Fees	7	0	0	0	8	0	0	0	15

TOTAL REVENUE: 7 0 0 0 8 0 0 0 15

EXPENDITURE SCHEDULE:	PRIOR	2009-10	2010-11	2011-12	2012-13	2013-14	2014-15	FUTURE	TOTAL
Construction	7	0	0	0	8	0	0	0	15

TOTAL EXPENDITURES: 7 0 0 0 8 0 0 0 15

STRATEGIC AREA: Transportation
 DEPARTMENT: Public Works

***** FUNDED PROJECTS *****
 (dollars in thousands)

IMPROVEMENTS TO INTERSECTIONS IN ROAD IMPACT FEE DISTRICT 2

PROJECT # 604470

DESCRIPTION: Install turn bays and other operational intersection improvements to increase vehicular traffic capacity and safety

LOCATION: Road Impact Fee District 2
 Various Sites

DISTRICT LOCATED: 2, 3, 4, 5, 6, 7
 DISTRICT(s) SERVED: 2, 3, 4, 5, 6, 7

ESTIMATED ANNUAL OPERATING IMPACT: Minimal

REVENUE SCHEDULE:	PRIOR	2009-10	2010-11	2011-12	2012-13	2013-14	2014-15	FUTURE	TOTAL
Road Impact Fees	19	0	0	0	19	0	0	0	38

TOTAL REVENUE:	19	0	0	0	19	0	0	0	38
-----------------------	-----------	----------	----------	----------	-----------	----------	----------	----------	-----------

EXPENDITURE SCHEDULE:	PRIOR	2009-10	2010-11	2011-12	2012-13	2013-14	2014-15	FUTURE	TOTAL
Construction	19	0	0	0	19	0	0	0	38

TOTAL EXPENDITURES:	19	0	0	0	19	0	0	0	38
----------------------------	-----------	----------	----------	----------	-----------	----------	----------	----------	-----------

IMPROVEMENTS TO INTERSECTIONS IN ROAD IMPACT FEE DISTRICT 3

PROJECT # 606740

DESCRIPTION: Install turn bays and other operational intersection improvements to increase vehicular traffic capacity and safety

LOCATION: Road Impact Fee District 3
 Various Sites

DISTRICT LOCATED: 1, 2, 4, 12, 13
 DISTRICT(s) SERVED: 1, 2, 4, 12, 13

ESTIMATED ANNUAL OPERATING IMPACT: Minimal

REVENUE SCHEDULE:	PRIOR	2009-10	2010-11	2011-12	2012-13	2013-14	2014-15	FUTURE	TOTAL
Road Impact Fees	149	515	425	792	792	92	0	0	2,765

TOTAL REVENUE:	149	515	425	792	792	92	0	0	2,765
-----------------------	------------	------------	------------	------------	------------	-----------	----------	----------	--------------

EXPENDITURE SCHEDULE:	PRIOR	2009-10	2010-11	2011-12	2012-13	2013-14	2014-15	FUTURE	TOTAL
Construction	149	515	425	792	792	92	0	0	2,765

TOTAL EXPENDITURES:	149	515	425	792	792	92	0	0	2,765
----------------------------	------------	------------	------------	------------	------------	-----------	----------	----------	--------------

IMPROVEMENTS TO INTERSECTIONS IN ROAD IMPACT FEE DISTRICT 4

PROJECT # 6010410

DESCRIPTION: Install turn bays and other operational intersection improvements to increase vehicular traffic capacity and safety

LOCATION: Road Impact Fee District 4
 Road Impact Fee District 4

DISTRICT LOCATED: 9, 10, 11, 12
 DISTRICT(s) SERVED: 9, 10, 11, 12

ESTIMATED ANNUAL OPERATING IMPACT: Minimal

REVENUE SCHEDULE:	PRIOR	2009-10	2010-11	2011-12	2012-13	2013-14	2014-15	FUTURE	TOTAL
Road Impact Fees	0	3	3	38	70	70	0	0	184

TOTAL REVENUE:	0	3	3	38	70	70	0	0	184
-----------------------	----------	----------	----------	-----------	-----------	-----------	----------	----------	------------

EXPENDITURE SCHEDULE:	PRIOR	2009-10	2010-11	2011-12	2012-13	2013-14	2014-15	FUTURE	TOTAL
Construction	0	3	3	38	70	70	0	0	184

TOTAL EXPENDITURES:	0	3	3	38	70	70	0	0	184
----------------------------	----------	----------	----------	-----------	-----------	-----------	----------	----------	------------

STRATEGIC AREA: Transportation
 DEPARTMENT: Public Works

***** FUNDED PROJECTS *****
 (dollars in thousands)

IMPROVEMENTS TO INTERSECTIONS IN ROAD IMPACT FEE DISTRICT 5

PROJECT # 602780

DESCRIPTION: Install turn bays and other operational intersection improvements to increase vehicular traffic capacity and safety

LOCATION: Road Impact Fee District 5
 Various Sites

DISTRICT LOCATED: 7, 8, 9, 10
 DISTRICT(s) SERVED: 7, 8, 9, 10

ESTIMATED ANNUAL OPERATING IMPACT: Minimal

REVENUE SCHEDULE:	PRIOR	2009-10	2010-11	2011-12	2012-13	2013-14	2014-15	FUTURE	TOTAL
Road Impact Fees	139	334	513	513	513	513	0	0	2,525

TOTAL REVENUE:	139	334	513	513	513	513	0	0	2,525
----------------	-----	-----	-----	-----	-----	-----	---	---	-------

EXPENDITURE SCHEDULE:	PRIOR	2009-10	2010-11	2011-12	2012-13	2013-14	2014-15	FUTURE	TOTAL
Construction	139	334	513	513	513	513	0	0	2,525

TOTAL EXPENDITURES:	139	334	513	513	513	513	0	0	2,525
---------------------	-----	-----	-----	-----	-----	-----	---	---	-------

IMPROVEMENTS TO INTERSECTIONS IN ROAD IMPACT FEE DISTRICT 6

PROJECT # 602130

DESCRIPTION: Install turn bays and other operational intersection improvements to increase vehicular traffic capacity and safety

LOCATION: Road Impact Fee District 6
 Various Sites

DISTRICT LOCATED: 8, 9
 DISTRICT(s) SERVED: 8, 9

ESTIMATED ANNUAL OPERATING IMPACT: Minimal

REVENUE SCHEDULE:	PRIOR	2009-10	2010-11	2011-12	2012-13	2013-14	2014-15	FUTURE	TOTAL
Road Impact Fees	61	150	147	43	147	147	0	0	695

TOTAL REVENUE:	61	150	147	43	147	147	0	0	695
----------------	----	-----	-----	----	-----	-----	---	---	-----

EXPENDITURE SCHEDULE:	PRIOR	2009-10	2010-11	2011-12	2012-13	2013-14	2014-15	FUTURE	TOTAL
Construction	61	150	147	43	147	147	0	0	695

TOTAL EXPENDITURES:	61	150	147	43	147	147	0	0	695
---------------------	----	-----	-----	----	-----	-----	---	---	-----

IMPROVEMENTS TO INTERSECTIONS IN ROAD IMPACT FEE DISTRICT 7

PROJECT # 605870

DESCRIPTION: Install turn bays and other operational intersection improvements to increase vehicular traffic capacity and safety

LOCATION: Road Impact Fee District 7
 Various Sites

DISTRICT LOCATED: 6, 7
 DISTRICT(s) SERVED: 6, 7

ESTIMATED ANNUAL OPERATING IMPACT: Minimal

REVENUE SCHEDULE:	PRIOR	2009-10	2010-11	2011-12	2012-13	2013-14	2014-15	FUTURE	TOTAL
Road Impact Fees	31	0	0	0	0	0	0	0	31

TOTAL REVENUE:	31	0	0	0	0	0	0	0	31
----------------	----	---	---	---	---	---	---	---	----

EXPENDITURE SCHEDULE:	PRIOR	2009-10	2010-11	2011-12	2012-13	2013-14	2014-15	FUTURE	TOTAL
Construction	31	0	0	0	0	0	0	0	31

TOTAL EXPENDITURES:	31	0	0	0	0	0	0	0	31
---------------------	----	---	---	---	---	---	---	---	----

STRATEGIC AREA: Transportation
 DEPARTMENT: Public Works

***** FUNDED PROJECTS *****
 (dollars in thousands)

IMPROVEMENTS TO INTERSECTIONS IN ROAD IMPACT FEE DISTRICT 8

PROJECT # 608330

DESCRIPTION: Install turn bays and other operational intersection improvements to increase vehicular traffic capacity and safety

LOCATION: Road Impact Fee District 8
 Various Sites

DISTRICT LOCATED: 4, 5, 7
 DISTRICT(s) SERVED: 4, 5, 7

ESTIMATED ANNUAL OPERATING IMPACT: Minimal

REVENUE SCHEDULE:	PRIOR	2009-10	2010-11	2011-12	2012-13	2013-14	2014-15	FUTURE	TOTAL
Road Impact Fees	1,773	294	231	231	231	231	0	0	2,991

TOTAL REVENUE:	1,773	294	231	231	231	231	0	0	2,991
-----------------------	--------------	------------	------------	------------	------------	------------	----------	----------	--------------

EXPENDITURE SCHEDULE:	PRIOR	2009-10	2010-11	2011-12	2012-13	2013-14	2014-15	FUTURE	TOTAL
Construction	1,773	294	231	231	231	231	0	0	2,991

TOTAL EXPENDITURES:	1,773	294	231	231	231	231	0	0	2,991
----------------------------	--------------	------------	------------	------------	------------	------------	----------	----------	--------------

IMPROVEMENTS TO INTERSECTIONS IN ROAD IMPACT FEE DISTRICT 9

PROJECT # 6010670

DESCRIPTION: Install turn bays and other operational intersection improvements to increase vehicular traffic capacity and safety

LOCATION: Road Impact Fee District 9
 Various Sites

DISTRICT LOCATED: 2, 6, 12, 13
 DISTRICT(s) SERVED: 2, 6, 12, 13

ESTIMATED ANNUAL OPERATING IMPACT: Minimal

REVENUE SCHEDULE:	PRIOR	2009-10	2010-11	2011-12	2012-13	2013-14	2014-15	FUTURE	TOTAL
Road Impact Fees	35	12	35	35	35	0	0	0	152

TOTAL REVENUE:	35	12	35	35	35	0	0	0	152
-----------------------	-----------	-----------	-----------	-----------	-----------	----------	----------	----------	------------

EXPENDITURE SCHEDULE:	PRIOR	2009-10	2010-11	2011-12	2012-13	2013-14	2014-15	FUTURE	TOTAL
Construction	35	12	35	35	35	0	0	0	152

TOTAL EXPENDITURES:	35	12	35	35	35	0	0	0	152
----------------------------	-----------	-----------	-----------	-----------	-----------	----------	----------	----------	------------

IMPROVEMENTS TO SOUTH BAYSHORE DRIVE FROM DARWIN STREET TO MERCY WAY

PROJECT # 601170

DESCRIPTION: Resurface and construct median improvements for 1.5 miles of roadway

LOCATION: S Bayshore Dr from Darwin St to Mercy Way
 City of Miami

DISTRICT LOCATED: 7
 DISTRICT(s) SERVED: 7

ESTIMATED ANNUAL OPERATING IMPACT: Minimal

REVENUE SCHEDULE:	PRIOR	2009-10	2010-11	2011-12	2012-13	2013-14	2014-15	FUTURE	TOTAL
Road Impact Fees	0	0	0	200	1,900	1,900	0	0	4,000
Charter County Transit System Surtax	14	0	0	0	0	0	0	0	14
PTP Bond Program	2	498	0	0	0	0	0	0	500

TOTAL REVENUE:	16	498	0	200	1,900	1,900	0	0	4,514
-----------------------	-----------	------------	----------	------------	--------------	--------------	----------	----------	--------------

EXPENDITURE SCHEDULE:	PRIOR	2009-10	2010-11	2011-12	2012-13	2013-14	2014-15	FUTURE	TOTAL
Planning and Design	16	498	0	0	0	0	0	0	514
Construction	0	0	0	200	1,900	1,900	0	0	4,000

TOTAL EXPENDITURES:	16	498	0	200	1,900	1,900	0	0	4,514
----------------------------	-----------	------------	----------	------------	--------------	--------------	----------	----------	--------------

STRATEGIC AREA: Transportation
 DEPARTMENT: Public Works

***** FUNDED PROJECTS *****
 (dollars in thousands)

LOCAL GRANT MATCH FOR METROPOLITAN PLANNING ORGANIZATION

PROJECT # 6032630

DESCRIPTION: Fund the Metropolitan Planning Organization of Miami-Dade County

LOCATION: Countywide
 Countywide

DISTRICT LOCATED: Countywide
 DISTRICT(s) SERVED: Countywide

ESTIMATED ANNUAL OPERATING IMPACT: Minimal

REVENUE SCHEDULE:	PRIOR	2009-10	2010-11	2011-12	2012-13	2013-14	2014-15	FUTURE	TOTAL
Secondary Gas Tax	928	600	900	900	900	900	900	0	6,028

TOTAL REVENUE:	928	600	900	900	900	900	900	0	6,028
----------------	-----	-----	-----	-----	-----	-----	-----	---	-------

EXPENDITURE SCHEDULE:	PRIOR	2009-10	2010-11	2011-12	2012-13	2013-14	2014-15	FUTURE	TOTAL
Other	928	600	900	900	900	900	900	0	6,028

TOTAL EXPENDITURES:	928	600	900	900	900	900	900	0	6,028
---------------------	-----	-----	-----	-----	-----	-----	-----	---	-------

MAINTENANCE OF ROADS AND BRIDGES

PROJECT # 6031221

DESCRIPTION: Maintain County roads and bridges

LOCATION: Countywide
 Countywide

DISTRICT LOCATED: Countywide
 DISTRICT(s) SERVED: Countywide

ESTIMATED ANNUAL OPERATING IMPACT: Minimal

REVENUE SCHEDULE:	PRIOR	2009-10	2010-11	2011-12	2012-13	2013-14	2014-15	FUTURE	TOTAL
Secondary Gas Tax	500	500	500	500	500	500	500	500	4,000

TOTAL REVENUE:	500	500	500	500	500	500	500	500	4,000
----------------	-----	-----	-----	-----	-----	-----	-----	-----	-------

EXPENDITURE SCHEDULE:	PRIOR	2009-10	2010-11	2011-12	2012-13	2013-14	2014-15	FUTURE	TOTAL
Construction	500	500	500	500	500	500	500	500	4,000

TOTAL EXPENDITURES:	500	500	500	500	500	500	500	500	4,000
---------------------	-----	-----	-----	-----	-----	-----	-----	-----	-------

PEOPLE'S TRANSPORTATION PLAN NEIGHBORHOOD IMPROVEMENTS

PROJECT # 6037700

DESCRIPTION: Construct improvements including resurfacing, guardrail, sidewalk, traffic signals, drainage, intersections, neighborhood improvements, street lights, and project administration

LOCATION: Countywide
 Countywide

DISTRICT LOCATED: Countywide
 DISTRICT(s) SERVED: Countywide

ESTIMATED ANNUAL OPERATING IMPACT: Minimal

REVENUE SCHEDULE:	PRIOR	2009-10	2010-11	2011-12	2012-13	2013-14	2014-15	FUTURE	TOTAL
Charter County Transit System Surtax	13,283	0	0	0	0	0	0	0	13,283
PTP Bond Program	27,724	12,640	13,940	14,156	9,682	0	0	0	78,142

TOTAL REVENUE:	41,007	12,640	13,940	14,156	9,682	0	0	0	91,425
----------------	--------	--------	--------	--------	-------	---	---	---	--------

EXPENDITURE SCHEDULE:	PRIOR	2009-10	2010-11	2011-12	2012-13	2013-14	2014-15	FUTURE	TOTAL
Construction	41,007	12,640	13,940	14,156	9,682	0	0	0	91,425

TOTAL EXPENDITURES:	41,007	12,640	13,940	14,156	9,682	0	0	0	91,425
---------------------	--------	--------	--------	--------	-------	---	---	---	--------

STRATEGIC AREA: Transportation
 DEPARTMENT: Public Works

***** FUNDED PROJECTS *****
 (dollars in thousands)

RAILROAD IMPROVEMENTS PROJECT # 6031831

DESCRIPTION: Construct improvements at various railroad crossings

LOCATION: Countywide
 Countywide

DISTRICT LOCATED: Countywide
 DISTRICT(s) SERVED: Countywide

ESTIMATED ANNUAL OPERATING IMPACT: Minimal

REVENUE SCHEDULE:	PRIOR	2009-10	2010-11	2011-12	2012-13	2013-14	2014-15	FUTURE	TOTAL
Secondary Gas Tax	695	505	412	412	412	412	412	412	3,672

TOTAL REVENUE:	695	505	412	412	412	412	412	412	3,672
-----------------------	------------	------------	------------	------------	------------	------------	------------	------------	--------------

EXPENDITURE SCHEDULE:	PRIOR	2009-10	2010-11	2011-12	2012-13	2013-14	2014-15	FUTURE	TOTAL
Construction	695	505	412	412	412	412	412	412	3,672

TOTAL EXPENDITURES:	695	505	412	412	412	412	412	412	3,672
----------------------------	------------	------------	------------	------------	------------	------------	------------	------------	--------------

REFURBISH SW 296 STREET SONOVOID BRIDGE OVER C-103 CANAL PROJECT # 603870

DESCRIPTION: Upgrade the structural integrity of the existing sonovoid deck

LOCATION: SW 296 St Sonovoid Bridge over the C-103 Canal
 Unincorporated Miami-Dade County

DISTRICT LOCATED: 8
 DISTRICT(s) SERVED: 8, 9

ESTIMATED ANNUAL OPERATING IMPACT: Minimal

REVENUE SCHEDULE:	PRIOR	2009-10	2010-11	2011-12	2012-13	2013-14	2014-15	FUTURE	TOTAL
Building Better Communities GOB Program	62	338	0	0	0	0	0	0	400

TOTAL REVENUE:	62	338	0	0	0	0	0	0	400
-----------------------	-----------	------------	----------	----------	----------	----------	----------	----------	------------

EXPENDITURE SCHEDULE:	PRIOR	2009-10	2010-11	2011-12	2012-13	2013-14	2014-15	FUTURE	TOTAL
Planning and Design	47	0	0	0	0	0	0	0	47
Construction	15	338	0	0	0	0	0	0	353

TOTAL EXPENDITURES:	62	338	0	0	0	0	0	0	400
----------------------------	-----------	------------	----------	----------	----------	----------	----------	----------	------------

RENOVATION OF THE MIAMI AVENUE BRIDGE OVER THE MIAMI RIVER PROJECT # 605920

DESCRIPTION: Replace entire bridge deck; replace piston trunnion and bearings; upgrade existing electrical system; refurbish bascule leaves

LOCATION: Miami Ave over the Miami River
 City of Miami

DISTRICT LOCATED: 5
 DISTRICT(s) SERVED: Countywide

ESTIMATED ANNUAL OPERATING IMPACT: Minimal

REVENUE SCHEDULE:	PRIOR	2009-10	2010-11	2011-12	2012-13	2013-14	2014-15	FUTURE	TOTAL
Building Better Communities GOB Program	360	230	2,350	260	0	0	0	0	3,200

TOTAL REVENUE:	360	230	2,350	260	0	0	0	0	3,200
-----------------------	------------	------------	--------------	------------	----------	----------	----------	----------	--------------

EXPENDITURE SCHEDULE:	PRIOR	2009-10	2010-11	2011-12	2012-13	2013-14	2014-15	FUTURE	TOTAL
Planning and Design	360	30	0	0	0	0	0	0	390
Construction	0	200	2,350	260	0	0	0	0	2,810

TOTAL EXPENDITURES:	360	230	2,350	260	0	0	0	0	3,200
----------------------------	------------	------------	--------------	------------	----------	----------	----------	----------	--------------

STRATEGIC AREA: Transportation
DEPARTMENT: Public Works

***** FUNDED PROJECTS *****
(dollars in thousands)

RENOVATION OF THE NW 22 AVENUE BASCULE BRIDGE OVER THE MIAMI RIVER

PROJECT # 607840

DESCRIPTION: Evaluate structural integrity of the bridgetender house; replace or upgrade tender house structurally as needed; and refurbish bascule leafs

LOCATION: NW 22 Ave over the Miami River
City of Miami

DISTRICT LOCATED: 5
DISTRICT(s) SERVED: Countywide

ESTIMATED ANNUAL OPERATING IMPACT: Minimal

REVENUE SCHEDULE:	PRIOR	2009-10	2010-11	2011-12	2012-13	2013-14	2014-15	FUTURE	TOTAL
Building Better Communities GOB Program	140	685	175	0	0	0	0	0	1,000

TOTAL REVENUE:	140	685	175	0	0	0	0	0	1,000
-----------------------	------------	------------	------------	----------	----------	----------	----------	----------	--------------

EXPENDITURE SCHEDULE:	PRIOR	2009-10	2010-11	2011-12	2012-13	2013-14	2014-15	FUTURE	TOTAL
Planning and Design	140	15	0	0	0	0	0	0	155
Construction	0	670	175	0	0	0	0	0	845

TOTAL EXPENDITURES:	140	685	175	0	0	0	0	0	1,000
----------------------------	------------	------------	------------	----------	----------	----------	----------	----------	--------------

RENOVATION OF THE PALMER LAKE BRIDGE

PROJECT # 608340

DESCRIPTION: Replace bridge and construct approach lanes

LOCATION: 2600 S River Dr
Road Impact Fee District 2

DISTRICT LOCATED: 5
DISTRICT(s) SERVED: 5

ESTIMATED ANNUAL OPERATING IMPACT: Minimal

REVENUE SCHEDULE:	PRIOR	2009-10	2010-11	2011-12	2012-13	2013-14	2014-15	FUTURE	TOTAL
Building Better Communities GOB Program	0	0	0	0	0	0	0	3,000	3,000

TOTAL REVENUE:	0	0	0	0	0	0	0	3,000	3,000
-----------------------	----------	----------	----------	----------	----------	----------	----------	--------------	--------------

EXPENDITURE SCHEDULE:	PRIOR	2009-10	2010-11	2011-12	2012-13	2013-14	2014-15	FUTURE	TOTAL
Planning and Design	0	0	0	0	0	0	0	550	550
Construction	0	0	0	0	0	0	0	2,450	2,450

TOTAL EXPENDITURES:	0	0	0	0	0	0	0	3,000	3,000
----------------------------	----------	----------	----------	----------	----------	----------	----------	--------------	--------------

RENOVATION OF THE TAMiami SWING BRIDGE

PROJECT # 604790

DESCRIPTION: Replace the existing swing bridge with a single leaf bascule bridge

LOCATION: 2000 S River Dr
City of Miami

DISTRICT LOCATED: 5
DISTRICT(s) SERVED: Countywide

ESTIMATED ANNUAL OPERATING IMPACT: Minimal

REVENUE SCHEDULE:	PRIOR	2009-10	2010-11	2011-12	2012-13	2013-14	2014-15	FUTURE	TOTAL
Building Better Communities GOB Program	2,000	1,140	200	8,950	6,460	250	0	0	19,000

TOTAL REVENUE:	2,000	1,140	200	8,950	6,460	250	0	0	19,000
-----------------------	--------------	--------------	------------	--------------	--------------	------------	----------	----------	---------------

EXPENDITURE SCHEDULE:	PRIOR	2009-10	2010-11	2011-12	2012-13	2013-14	2014-15	FUTURE	TOTAL
Planning and Design	2,000	1,140	200	0	0	0	0	0	3,340
Construction	0	0	0	8,950	6,460	250	0	0	15,660

TOTAL EXPENDITURES:	2,000	1,140	200	8,950	6,460	250	0	0	19,000
----------------------------	--------------	--------------	------------	--------------	--------------	------------	----------	----------	---------------

STRATEGIC AREA: Transportation
 DEPARTMENT: Public Works

***** FUNDED PROJECTS *****
 (dollars in thousands)

RESURFACE ARTERIAL STREETS - ROAD IMPACT FEE DISTRICT 1 PROJECT # 6030081

DESCRIPTION: Resurface arterial streets to include: paving, widening, drainage, and striping

LOCATION: Road Impact Fee District 1
 Various Sites

DISTRICT LOCATED: 6, 7, 10, 12
 DISTRICT(s) SERVED: 6, 7, 10, 12

ESTIMATED ANNUAL OPERATING IMPACT: Minimal

REVENUE SCHEDULE:	PRIOR	2009-10	2010-11	2011-12	2012-13	2013-14	2014-15	FUTURE	TOTAL
Road Impact Fees	7	0	0	0	7	0	0	0	14

TOTAL REVENUE:	7	0	0	0	7	0	0	0	14
----------------	---	---	---	---	---	---	---	---	----

EXPENDITURE SCHEDULE:	PRIOR	2009-10	2010-11	2011-12	2012-13	2013-14	2014-15	FUTURE	TOTAL
Construction	7	0	0	0	7	0	0	0	14

TOTAL EXPENDITURES:	7	0	0	0	7	0	0	0	14
---------------------	---	---	---	---	---	---	---	---	----

RESURFACE ARTERIAL STREETS - ROAD IMPACT FEE DISTRICT 2 PROJECT # 608100

DESCRIPTION: Resurface arterial streets to include: paving, widening, drainage, and striping

LOCATION: Road Impact Fee District 2
 Various Sites

DISTRICT LOCATED: 2, 3, 4, 5, 6, 7
 DISTRICT(s) SERVED: 2, 3, 4, 5, 6, 7

ESTIMATED ANNUAL OPERATING IMPACT: Minimal

REVENUE SCHEDULE:	PRIOR	2009-10	2010-11	2011-12	2012-13	2013-14	2014-15	FUTURE	TOTAL
Road Impact Fees	19	0	0	0	19	0	0	0	38

TOTAL REVENUE:	19	0	0	0	19	0	0	0	38
----------------	----	---	---	---	----	---	---	---	----

EXPENDITURE SCHEDULE:	PRIOR	2009-10	2010-11	2011-12	2012-13	2013-14	2014-15	FUTURE	TOTAL
Construction	19	0	0	0	19	0	0	0	38

TOTAL EXPENDITURES:	19	0	0	0	19	0	0	0	38
---------------------	----	---	---	---	----	---	---	---	----

RESURFACE ARTERIAL STREETS - ROAD IMPACT FEE DISTRICT 3 PROJECT # 603610

DESCRIPTION: Resurface arterial streets to include: paving, widening, drainage, and striping

LOCATION: Road Impact Fee District 3
 Various Sites

DISTRICT LOCATED: 1, 2, 4, 12, 13
 DISTRICT(s) SERVED: 1, 2, 4, 12, 13

ESTIMATED ANNUAL OPERATING IMPACT: Minimal

REVENUE SCHEDULE:	PRIOR	2009-10	2010-11	2011-12	2012-13	2013-14	2014-15	FUTURE	TOTAL
Road Impact Fees	0	516	425	541	459	91	0	0	2,032

TOTAL REVENUE:	0	516	425	541	459	91	0	0	2,032
----------------	---	-----	-----	-----	-----	----	---	---	-------

EXPENDITURE SCHEDULE:	PRIOR	2009-10	2010-11	2011-12	2012-13	2013-14	2014-15	FUTURE	TOTAL
Construction	0	516	425	541	459	91	0	0	2,032

TOTAL EXPENDITURES:	0	516	425	541	459	91	0	0	2,032
---------------------	---	-----	-----	-----	-----	----	---	---	-------

STRATEGIC AREA: Transportation
 DEPARTMENT: Public Works

***** FUNDED PROJECTS *****
 (dollars in thousands)

RESURFACE ARTERIAL STREETS - ROAD IMPACT FEE DISTRICT 4

PROJECT # 602860

DESCRIPTION: Resurface arterial streets to include: paving, widening, drainage, and striping

LOCATION: Road Impact Fee District 4
 Road Impact Fee District 4

DISTRICT LOCATED: 9, 10, 11, 12
 DISTRICT(s) SERVED: 9, 10, 11, 12

ESTIMATED ANNUAL OPERATING IMPACT: Minimal

REVENUE SCHEDULE:	PRIOR	2009-10	2010-11	2011-12	2012-13	2013-14	2014-15	FUTURE	TOTAL
Road Impact Fees	0	3	3	39	70	70	0	0	185

TOTAL REVENUE:	0	3	3	39	70	70	0	0	185
----------------	---	---	---	----	----	----	---	---	-----

EXPENDITURE SCHEDULE:	PRIOR	2009-10	2010-11	2011-12	2012-13	2013-14	2014-15	FUTURE	TOTAL
Construction	0	3	3	39	70	70	0	0	185

TOTAL EXPENDITURES:	0	3	3	39	70	70	0	0	185
---------------------	---	---	---	----	----	----	---	---	-----

RESURFACE ARTERIAL STREETS - ROAD IMPACT FEE DISTRICT 5

PROJECT # 609900

DESCRIPTION: Resurface arterial streets to include: paving, widening, drainage, and striping

LOCATION: Road Impact Fee District 5
 Various Sites

DISTRICT LOCATED: 7, 8, 9, 10, 11
 DISTRICT(s) SERVED: 7, 8, 9, 10, 11

ESTIMATED ANNUAL OPERATING IMPACT: Minimal

REVENUE SCHEDULE:	PRIOR	2009-10	2010-11	2011-12	2012-13	2013-14	2014-15	FUTURE	TOTAL
Road Impact Fees	139	334	513	513	513	513	0	0	2,525

TOTAL REVENUE:	139	334	513	513	513	513	0	0	2,525
----------------	-----	-----	-----	-----	-----	-----	---	---	-------

EXPENDITURE SCHEDULE:	PRIOR	2009-10	2010-11	2011-12	2012-13	2013-14	2014-15	FUTURE	TOTAL
Planning and Design	28	0	0	0	0	0	0	0	28
Construction	111	334	513	513	513	513	0	0	2,497

TOTAL EXPENDITURES:	139	334	513	513	513	513	0	0	2,525
---------------------	-----	-----	-----	-----	-----	-----	---	---	-------

RESURFACE ARTERIAL STREETS - ROAD IMPACT FEE DISTRICT 6

PROJECT # 603520

DESCRIPTION: Resurface arterial streets to include: paving, widening, drainage, and striping

LOCATION: Road Impact Fee District 6
 Road Impact Fee District 6

DISTRICT LOCATED: 8, 9
 DISTRICT(s) SERVED: 8, 9

ESTIMATED ANNUAL OPERATING IMPACT: Minimal

REVENUE SCHEDULE:	PRIOR	2009-10	2010-11	2011-12	2012-13	2013-14	2014-15	FUTURE	TOTAL
Road Impact Fees	57	150	147	42	147	147	0	0	690

TOTAL REVENUE:	57	150	147	42	147	147	0	0	690
----------------	----	-----	-----	----	-----	-----	---	---	-----

EXPENDITURE SCHEDULE:	PRIOR	2009-10	2010-11	2011-12	2012-13	2013-14	2014-15	FUTURE	TOTAL
Construction	57	150	147	42	147	147	0	0	690

TOTAL EXPENDITURES:	57	150	147	42	147	147	0	0	690
---------------------	----	-----	-----	----	-----	-----	---	---	-----

STRATEGIC AREA: Transportation
 DEPARTMENT: Public Works

***** FUNDED PROJECTS *****
 (dollars in thousands)

RESURFACE ARTERIAL STREETS - ROAD IMPACT FEE DISTRICT 8

PROJECT # 604810

DESCRIPTION: Resurface arterial streets to include: paving, widening, drainage, and striping

LOCATION: Road Impact Fee District 8
 Various Sites

DISTRICT LOCATED: 4, 5, 7
 DISTRICT(s) SERVED: 4, 5, 7

ESTIMATED ANNUAL OPERATING IMPACT: Minimal

REVENUE SCHEDULE:	PRIOR	2009-10	2010-11	2011-12	2012-13	2013-14	2014-15	FUTURE	TOTAL
Road Impact Fees	1,773	294	231	231	231	231	0	0	2,991

TOTAL REVENUE:	1,773	294	231	231	231	231	0	0	2,991
----------------	-------	-----	-----	-----	-----	-----	---	---	-------

EXPENDITURE SCHEDULE:	PRIOR	2009-10	2010-11	2011-12	2012-13	2013-14	2014-15	FUTURE	TOTAL
Construction	1,773	294	231	231	231	231	0	0	2,991

TOTAL EXPENDITURES:	1,773	294	231	231	231	231	0	0	2,991
---------------------	-------	-----	-----	-----	-----	-----	---	---	-------

RESURFACE ARTERIAL STREETS - ROAD IMPACT FEE DISTRICT 9

PROJECT # 605570

DESCRIPTION: Resurface arterial streets to include: paving, widening, drainage, and striping

LOCATION: Road Impact Fee District 9
 Various Sites

DISTRICT LOCATED: 2, 6, 12, 13
 DISTRICT(s) SERVED: 2, 6, 12, 13

ESTIMATED ANNUAL OPERATING IMPACT: Minimal

REVENUE SCHEDULE:	PRIOR	2009-10	2010-11	2011-12	2012-13	2013-14	2014-15	FUTURE	TOTAL
Road Impact Fees	34	12	34	34	34	0	0	0	148

TOTAL REVENUE:	34	12	34	34	34	0	0	0	148
----------------	----	----	----	----	----	---	---	---	-----

EXPENDITURE SCHEDULE:	PRIOR	2009-10	2010-11	2011-12	2012-13	2013-14	2014-15	FUTURE	TOTAL
Construction	34	12	34	34	34	0	0	0	148

TOTAL EXPENDITURES:	34	12	34	34	34	0	0	0	148
---------------------	----	----	----	----	----	---	---	---	-----

RESURFACING NW 95 STREET EAST OF I-95

PROJECT # 609670

DESCRIPTION: Resurfacing NW 95 Street East of I-95

LOCATION: NW 95 Street East of I-95
 Miami Shores

DISTRICT LOCATED: 3
 DISTRICT(s) SERVED: 3

ESTIMATED ANNUAL OPERATING IMPACT: Minimal

REVENUE SCHEDULE:	PRIOR	2009-10	2010-11	2011-12	2012-13	2013-14	2014-15	FUTURE	TOTAL
Secondary Gas Tax	0	450	0	0	0	0	0	0	450

TOTAL REVENUE:	0	450	0	0	0	0	0	0	450
----------------	---	-----	---	---	---	---	---	---	-----

EXPENDITURE SCHEDULE:	PRIOR	2009-10	2010-11	2011-12	2012-13	2013-14	2014-15	FUTURE	TOTAL
Construction	0	450	0	0	0	0	0	0	450

TOTAL EXPENDITURES:	0	450	0	0	0	0	0	0	450
---------------------	---	-----	---	---	---	---	---	---	-----

STRATEGIC AREA: Transportation
 DEPARTMENT: Public Works

***** FUNDED PROJECTS *****
 (dollars in thousands)

ROAD AND BRIDGE EMERGENCY BRIDGE REPAIRS/IMPROVEMENTS/PAINTING PROJECT # 607680

DESCRIPTION: Provide emergency repairs, improvements, and painting for County-maintained bridges

LOCATION: Countywide
 Countywide

DISTRICT LOCATED: Countywide
 DISTRICT(s) SERVED: Countywide

ESTIMATED ANNUAL OPERATING IMPACT: Minimal

REVENUE SCHEDULE:	PRIOR	2009-10	2010-11	2011-12	2012-13	2013-14	2014-15	FUTURE	TOTAL
Secondary Gas Tax	100	100	100	100	100	100	0	0	600

TOTAL REVENUE:	100	100	100	100	100	100	0	0	600
-----------------------	------------	------------	------------	------------	------------	------------	----------	----------	------------

EXPENDITURE SCHEDULE:	PRIOR	2009-10	2010-11	2011-12	2012-13	2013-14	2014-15	FUTURE	TOTAL
Construction	100	100	100	100	100	100	0	0	600

TOTAL EXPENDITURES:	100	100	100	100	100	100	0	0	600
----------------------------	------------	------------	------------	------------	------------	------------	----------	----------	------------

SONOVOID BRIDGE IMPROVEMENT PROGRAM PROJECT # 6010380

DESCRIPTION: Upgrade the structural integrity of approximately 95 Sonovoid bridge decks

LOCATION: Countywide
 Countywide

DISTRICT LOCATED: Countywide
 DISTRICT(s) SERVED: Countywide

ESTIMATED ANNUAL OPERATING IMPACT: Minimal

REVENUE SCHEDULE:	PRIOR	2009-10	2010-11	2011-12	2012-13	2013-14	2014-15	FUTURE	TOTAL
Building Better Communities GOB Program	3,702	281	0	630	0	0	630	4,857	10,100

TOTAL REVENUE:	3,702	281	0	630	0	0	630	4,857	10,100
-----------------------	--------------	------------	----------	------------	----------	----------	------------	--------------	---------------

EXPENDITURE SCHEDULE:	PRIOR	2009-10	2010-11	2011-12	2012-13	2013-14	2014-15	FUTURE	TOTAL
Planning and Design	729	0	0	630	0	0	630	0	1,989
Construction	2,973	281	0	0	0	0	0	4,857	8,111

TOTAL EXPENDITURES:	3,702	281	0	630	0	0	630	4,857	10,100
----------------------------	--------------	------------	----------	------------	----------	----------	------------	--------------	---------------

Other

DEBT SERVICE - NW 97 AVENUE BRIDGE PROJECT # 6038251

DESCRIPTION: Provide funding for annual debt service payments; financing proceeds were used to construct NW 97 Ave Bridge crossing SR 836

LOCATION: NW 97 Ave over SR 836
 Road Impact Fee District 1

DISTRICT LOCATED: 10, 12
 DISTRICT(s) SERVED: 12, 13

ESTIMATED ANNUAL OPERATING IMPACT: Minimal

REVENUE SCHEDULE:	PRIOR	2009-10	2010-11	2011-12	2012-13	2013-14	2014-15	FUTURE	TOTAL
Road Impact Fees	1,433	1,433	1,433	1,433	1,433	1,433	1,433	0	10,031

TOTAL REVENUE:	1,433	1,433	1,433	1,433	1,433	1,433	1,433	0	10,031
-----------------------	--------------	--------------	--------------	--------------	--------------	--------------	--------------	----------	---------------

EXPENDITURE SCHEDULE:	PRIOR	2009-10	2010-11	2011-12	2012-13	2013-14	2014-15	FUTURE	TOTAL
Debt Service Payments	1,433	1,433	1,433	1,433	1,433	1,433	1,433	0	10,031

TOTAL EXPENDITURES:	1,433	1,433	1,433	1,433	1,433	1,433	1,433	0	10,031
----------------------------	--------------	--------------	--------------	--------------	--------------	--------------	--------------	----------	---------------

STRATEGIC AREA: Transportation
 DEPARTMENT: Public Works

***** FUNDED PROJECTS *****
 (dollars in thousands)

Pedestrian Paths and Bikeways

NORTH MIAMI BEACH PEDESTRIAN BRIDGE (NE 13 AVENUE)

PROJECT # 603450

DESCRIPTION: Replace pedestrian bridge

LOCATION: NE 13 Ave and NE 177 St
 North Miami Beach

DISTRICT LOCATED: 4
 DISTRICT(S) SERVED: 4

ESTIMATED ANNUAL OPERATING IMPACT: Minimal

REVENUE SCHEDULE:	PRIOR	2009-10	2010-11	2011-12	2012-13	2013-14	2014-15	FUTURE	TOTAL
Road Impact Fees	550	0	0	0	0	0	0	0	550

TOTAL REVENUE:	550	0	0	0	0	0	0	0	550
-----------------------	------------	----------	----------	----------	----------	----------	----------	----------	------------

EXPENDITURE SCHEDULE:	PRIOR	2009-10	2010-11	2011-12	2012-13	2013-14	2014-15	FUTURE	TOTAL
Planning and Design	0	101	0	0	0	0	0	0	101
Construction	0	449	0	0	0	0	0	0	449

TOTAL EXPENDITURES:	0	550	0	0	0	0	0	0	550
----------------------------	----------	------------	----------	----------	----------	----------	----------	----------	------------

Road Improvements - Local Roads

IMPROVEMENTS ON PONCE DE LEON BOULEVARD FROM ALCAZAR AVENUE TO SALAMANCA AVENUE

PROJECT # 609300

DESCRIPTION: Construct four to four lanes on 0.41 miles of roadway with left turn bays

LOCATION: Ponce de Leon Blvd from Alcazar Avenue to Salamanca Avenue
 Coral Gables

DISTRICT LOCATED: 6
 DISTRICT(S) SERVED: 6

ESTIMATED ANNUAL OPERATING IMPACT: Minimal

REVENUE SCHEDULE:	PRIOR	2009-10	2010-11	2011-12	2012-13	2013-14	2014-15	FUTURE	TOTAL
City of Coral Gables Contribution	0	1,037	0	0	0	0	0	0	1,037
Road Impact Fees	1,090	200	200	0	0	0	0	0	1,490

TOTAL REVENUE:	1,090	1,237	200	0	0	0	0	0	2,527
-----------------------	--------------	--------------	------------	----------	----------	----------	----------	----------	--------------

EXPENDITURE SCHEDULE:	PRIOR	2009-10	2010-11	2011-12	2012-13	2013-14	2014-15	FUTURE	TOTAL
Construction	1,090	1,237	200	0	0	0	0	0	2,527

TOTAL EXPENDITURES:	1,090	1,237	200	0	0	0	0	0	2,527
----------------------------	--------------	--------------	------------	----------	----------	----------	----------	----------	--------------

IMPROVEMENTS ON PONCE DE LEON BOULEVARD FROM SALAMANCA AVENUE TO SW 8 STREET

PROJECT # 604320

DESCRIPTION: Construct four to four lanes on 0.39 miles of roadway with left turn bays

LOCATION: Ponce De Leon Boulevard
 Coral Gables

DISTRICT LOCATED: 6
 DISTRICT(S) SERVED: 6

ESTIMATED ANNUAL OPERATING IMPACT: Minimal

REVENUE SCHEDULE:	PRIOR	2009-10	2010-11	2011-12	2012-13	2013-14	2014-15	FUTURE	TOTAL
Road Impact Fees	0	0	0	200	200	200	0	1,900	2,500

TOTAL REVENUE:	0	0	0	200	200	200	0	1,900	2,500
-----------------------	----------	----------	----------	------------	------------	------------	----------	--------------	--------------

EXPENDITURE SCHEDULE:	PRIOR	2009-10	2010-11	2011-12	2012-13	2013-14	2014-15	FUTURE	TOTAL
Construction	0	0	0	200	200	200	0	1,900	2,500

TOTAL EXPENDITURES:	0	0	0	200	200	200	0	1,900	2,500
----------------------------	----------	----------	----------	------------	------------	------------	----------	--------------	--------------

STRATEGIC AREA: Transportation
 DEPARTMENT: Public Works

***** FUNDED PROJECTS *****
 (dollars in thousands)

Road Improvements - Major Roads

CONDUCT FEASIBILITY STUDY FOR BRIDGE AT SW 107 AVENUE AND SW 140 STREET

PROJECT # 606840

DESCRIPTION: Conduct feasibility study for the construction of a bridge over canal at SW 107 Avenue and SW 140 Street

LOCATION: SW 107 Ave and SW 140 St

Unincorporated Miami-Dade County

DISTRICT LOCATED: 9

ESTIMATED ANNUAL OPERATING IMPACT: Minimal

DISTRICT(s) SERVED: Unincorporated Municipal Service Area

REVENUE SCHEDULE:	PRIOR	2009-10	2010-11	2011-12	2012-13	2013-14	2014-15	FUTURE	TOTAL
Road Impact Fees	0	50	0	0	0	0	0	0	50

TOTAL REVENUE:	0	50	0	0	0	0	0	0	50
----------------	---	----	---	---	---	---	---	---	----

EXPENDITURE SCHEDULE:	PRIOR	2009-10	2010-11	2011-12	2012-13	2013-14	2014-15	FUTURE	TOTAL
Planning and Design	0	50	0	0	0	0	0	0	50

TOTAL EXPENDITURES:	0	50	0	0	0	0	0	0	50
---------------------	---	----	---	---	---	---	---	---	----

CONSTRUCT SW 147 AVENUE FROM SW 10 STREET TO SW 22 TERRACE

PROJECT # 604690

DESCRIPTION: Complete connection of SW 147 Ave from SW 10 St to SW 22 Terr

LOCATION: SW 147 Ave from SW 10 St to SW 22 Terr

Unincorporated Miami-Dade County

DISTRICT LOCATED: 11

ESTIMATED ANNUAL OPERATING IMPACT: Minimal

DISTRICT(s) SERVED: 11

REVENUE SCHEDULE:	PRIOR	2009-10	2010-11	2011-12	2012-13	2013-14	2014-15	FUTURE	TOTAL
Road Impact Fees	300	0	0	0	0	0	0	0	300
Secondary Gas Tax	0	0	1,500	1,605	0	0	0	0	3,105

TOTAL REVENUE:	300	0	1,500	1,605	0	0	0	0	3,405
----------------	-----	---	-------	-------	---	---	---	---	-------

EXPENDITURE SCHEDULE:	PRIOR	2009-10	2010-11	2011-12	2012-13	2013-14	2014-15	FUTURE	TOTAL
Planning and Design	300	0	0	0	0	0	0	0	300
Construction	0	0	1,500	1,605	0	0	0	0	3,105

TOTAL EXPENDITURES:	300	0	1,500	1,605	0	0	0	0	3,405
---------------------	-----	---	-------	-------	---	---	---	---	-------

CONSTRUCTION OF SW 157 AVENUE FROM SW 112 STREET TO SW 120 STREET

PROJECT # 607150

DESCRIPTION: Construct 0.8 miles of a new four lane road

LOCATION: SW 157 Ave from SW 112 St to SW 120 St

Unincorporated Miami-Dade County

DISTRICT LOCATED: 11

ESTIMATED ANNUAL OPERATING IMPACT: Minimal

DISTRICT(s) SERVED: Unincorporated Municipal Service Area

REVENUE SCHEDULE:	PRIOR	2009-10	2010-11	2011-12	2012-13	2013-14	2014-15	FUTURE	TOTAL
PTP Bond Program	4,420	1,450	0	0	0	0	0	0	5,870

TOTAL REVENUE:	4,420	1,450	0	0	0	0	0	0	5,870
----------------	-------	-------	---	---	---	---	---	---	-------

EXPENDITURE SCHEDULE:	PRIOR	2009-10	2010-11	2011-12	2012-13	2013-14	2014-15	FUTURE	TOTAL
Planning and Design	420	0	0	0	0	0	0	0	420
Construction	4,000	1,450	0	0	0	0	0	0	5,450

TOTAL EXPENDITURES:	4,420	1,450	0	0	0	0	0	0	5,870
---------------------	-------	-------	---	---	---	---	---	---	-------

STRATEGIC AREA: Transportation
 DEPARTMENT: Public Works

***** FUNDED PROJECTS *****
 (dollars in thousands)

CONSTRUCTION OF SW 157 AVENUE FROM SW 120 STREET TO SW 136 STREET PROJECT # 601070

DESCRIPTION: Construct one mile of a new four lane road

LOCATION: SW 157 Ave from SW 120 St to SW 136 St
 Unincorporated Miami-Dade County

DISTRICT LOCATED: 11
 DISTRICT(s) SERVED: Unincorporated Municipal Service Area

ESTIMATED ANNUAL OPERATING IMPACT: Minimal

REVENUE SCHEDULE:	PRIOR	2009-10	2010-11	2011-12	2012-13	2013-14	2014-15	FUTURE	TOTAL
Charter County Transit System Surtax	24	0	0	0	0	0	0	0	24
PTP Bond Program	4,920	4,441	0	0	0	0	0	0	9,361

TOTAL REVENUE: 4,944 4,441 0 0 0 0 0 0 0 9,385

EXPENDITURE SCHEDULE:	PRIOR	2009-10	2010-11	2011-12	2012-13	2013-14	2014-15	FUTURE	TOTAL
Planning and Design	744	0	0	0	0	0	0	0	744
Construction	4,200	4,441	0	0	0	0	0	0	8,641

TOTAL EXPENDITURES: 4,944 4,441 0 0 0 0 0 0 0 9,385

CONSTRUCTION OF SW 157 AVENUE FROM SW 152 STREET TO SW 184 STREET PROJECT # 609590

DESCRIPTION: Construct two miles of a new four lane road

LOCATION: SW 157 Ave from SW 152 St to SW 184 St
 Unincorporated Miami-Dade County

DISTRICT LOCATED: 9
 DISTRICT(s) SERVED: Unincorporated Municipal Service Area

ESTIMATED ANNUAL OPERATING IMPACT: Minimal

REVENUE SCHEDULE:	PRIOR	2009-10	2010-11	2011-12	2012-13	2013-14	2014-15	FUTURE	TOTAL
Charter County Transit System Surtax	26	0	0	0	0	0	0	0	26
PTP Bond Program	583	8,675	2,750	0	0	0	0	0	12,008

TOTAL REVENUE: 609 8,675 2,750 0 0 0 0 0 0 12,034

EXPENDITURE SCHEDULE:	PRIOR	2009-10	2010-11	2011-12	2012-13	2013-14	2014-15	FUTURE	TOTAL
Planning and Design	609	0	0	0	0	0	0	0	609
Construction	0	8,675	2,750	0	0	0	0	0	11,425

TOTAL EXPENDITURES: 609 8,675 2,750 0 0 0 0 0 0 12,034

COUNTYWIDE INFRASTRUCTURE IMPROVEMENT STIMULUS PROJECTS PROJECT # 609920

DESCRIPTION: Infrastructure improvement projects to include resurfacing, drainage, sidewalk and landscaping improvements

LOCATION: Various Sites
 Various Sites

DISTRICT LOCATED: Countywide
 DISTRICT(s) SERVED: Countywide

ESTIMATED ANNUAL OPERATING IMPACT: Minimal

REVENUE SCHEDULE:	PRIOR	2009-10	2010-11	2011-12	2012-13	2013-14	2014-15	FUTURE	TOTAL
FDOT Funds	2,470	22,230	0	0	0	0	0	0	24,700

TOTAL REVENUE: 2,470 22,230 0 0 0 0 0 0 0 24,700

EXPENDITURE SCHEDULE:	PRIOR	2009-10	2010-11	2011-12	2012-13	2013-14	2014-15	FUTURE	TOTAL
Construction	2,470	22,230	0	0	0	0	0	0	24,700

TOTAL EXPENDITURES: 2,470 22,230 0 0 0 0 0 0 0 24,700

STRATEGIC AREA: Transportation
 DEPARTMENT: Public Works

***** FUNDED PROJECTS *****
 (dollars in thousands)

IMPROVEMENTS ON NE 2 AVENUE FROM NE 20 STREET TO NE 36 STREET PROJECT # 603260

DESCRIPTION: Construct street and traffic operational improvements on one mile of roadway

LOCATION: NE 2 Ave from NE 20 St to NE 36 St
 City of Miami

DISTRICT LOCATED: 3
 DISTRICT(s) SERVED: 3

ESTIMATED ANNUAL OPERATING IMPACT: Minimal

REVENUE SCHEDULE:	PRIOR	2009-10	2010-11	2011-12	2012-13	2013-14	2014-15	FUTURE	TOTAL
Charter County Transit System Surtax	5	0	0	0	0	0	0	0	5
PTP Bond Program	0	0	3,945	0	0	0	0	0	3,945

TOTAL REVENUE: 5 0 3,945 0 0 0 0 0 0 3,950

EXPENDITURE SCHEDULE:	PRIOR	2009-10	2010-11	2011-12	2012-13	2013-14	2014-15	FUTURE	TOTAL
Construction	5	0	3,945	0	0	0	0	0	3,950

TOTAL EXPENDITURES: 5 0 3,945 0 0 0 0 0 0 3,950

IMPROVEMENTS ON NE 2 AVENUE FROM NE 36 STREET TO NE 43 STREET PROJECT # 606660

DESCRIPTION: Construct street and traffic operational improvements on 0.4 miles of roadway

LOCATION: NE 2 Ave from NE 36 St to NE 43 St
 City of Miami

DISTRICT LOCATED: 3
 DISTRICT(s) SERVED: 3

ESTIMATED ANNUAL OPERATING IMPACT: Minimal

REVENUE SCHEDULE:	PRIOR	2009-10	2010-11	2011-12	2012-13	2013-14	2014-15	FUTURE	TOTAL
Charter County Transit System Surtax	5	0	0	0	0	0	0	0	5
PTP Bond Program	0	0	3,385	0	0	0	0	0	3,385

TOTAL REVENUE: 5 0 3,385 0 0 0 0 0 0 3,390

EXPENDITURE SCHEDULE:	PRIOR	2009-10	2010-11	2011-12	2012-13	2013-14	2014-15	FUTURE	TOTAL
Construction	5	0	3,385	0	0	0	0	0	3,390

TOTAL EXPENDITURES: 5 0 3,385 0 0 0 0 0 0 3,390

IMPROVEMENTS ON NE 2 AVENUE FROM NE 43 STREET TO NE 62 STREET PROJECT # 605000

DESCRIPTION: Construct street and traffic operational improvements on 1.2 miles of roadway

LOCATION: NE 2 Ave from NE 43 St to NE 62 St
 City of Miami

DISTRICT LOCATED: 3
 DISTRICT(s) SERVED: 3

ESTIMATED ANNUAL OPERATING IMPACT: Minimal

REVENUE SCHEDULE:	PRIOR	2009-10	2010-11	2011-12	2012-13	2013-14	2014-15	FUTURE	TOTAL
Charter County Transit System Surtax	5	0	0	0	0	0	0	0	5
PTP Bond Program	0	0	4,600	4,525	0	0	0	0	9,125

TOTAL REVENUE: 5 0 4,600 4,525 0 0 0 0 0 9,130

EXPENDITURE SCHEDULE:	PRIOR	2009-10	2010-11	2011-12	2012-13	2013-14	2014-15	FUTURE	TOTAL
Construction	5	0	4,600	4,525	0	0	0	0	9,130

TOTAL EXPENDITURES: 5 0 4,600 4,525 0 0 0 0 0 9,130

STRATEGIC AREA: Transportation
 DEPARTMENT: Public Works

***** FUNDED PROJECTS *****
 (dollars in thousands)

IMPROVEMENTS ON NE 2 AVENUE FROM WEST LITTLE RIVER CANAL TO NE 62 STREET PROJECT # 606120

DESCRIPTION: Construct street and traffic operational improvements on 1.4 miles of roadway

LOCATION: NE 2 Ave from NE 62 St to West Little River Canal
 City of Miami

DISTRICT LOCATED: 3
 DISTRICT(s) SERVED: 3

ESTIMATED ANNUAL OPERATING IMPACT: Minimal

REVENUE SCHEDULE:	PRIOR	2009-10	2010-11	2011-12	2012-13	2013-14	2014-15	FUTURE	TOTAL
Charter County Transit System Surtax	13	0	0	0	0	0	0	0	13
PTP Bond Program	0	0	3,917	1,000	0	0	0	0	4,917

TOTAL REVENUE: 13 0 3,917 1,000 0 0 0 0 0 4,930

EXPENDITURE SCHEDULE:	PRIOR	2009-10	2010-11	2011-12	2012-13	2013-14	2014-15	FUTURE	TOTAL
Construction	13	0	3,917	1,000	0	0	0	0	4,930

TOTAL EXPENDITURES: 13 0 3,917 1,000 0 0 0 0 0 4,930

IMPROVEMENTS ON NW 7 STREET FROM NW 37 AVENUE TO NW 72 AVENUE PROJECT # 6010280

DESCRIPTION: Resurface and construct traffic operational improvements for 2.2 miles of roadway

LOCATION: NW 7 St from NW 37 Ave to NW 72 Ave
 City of Miami

DISTRICT LOCATED: 6
 DISTRICT(s) SERVED: 6

ESTIMATED ANNUAL OPERATING IMPACT: Minimal

REVENUE SCHEDULE:	PRIOR	2009-10	2010-11	2011-12	2012-13	2013-14	2014-15	FUTURE	TOTAL
Charter County Transit System Surtax	13	0	0	0	0	0	0	0	13
PTP Bond Program	2,097	664	0	0	0	0	0	0	2,761

TOTAL REVENUE: 2,110 664 0 0 0 0 0 0 0 2,774

EXPENDITURE SCHEDULE:	PRIOR	2009-10	2010-11	2011-12	2012-13	2013-14	2014-15	FUTURE	TOTAL
Planning and Design	154	0	0	0	0	0	0	0	154
Construction	1,956	664	0	0	0	0	0	0	2,620

TOTAL EXPENDITURES: 2,110 664 0 0 0 0 0 0 0 2,774

IMPROVEMENTS ON OLD CUTLER ROAD FROM SW 87 AVENUE TO SW 97 AVENUE PROJECT # 603050

DESCRIPTION: Resurface 1.25 miles of roadway, enhance bikepath, install localized storm drainage, install pavement markings as well as various intersection improvements, and construct two traffic calming circles

LOCATION: SW 87 Ave to SW 97 Ave on Old Cutler Rd
 Unincorporated Miami-Dade County

DISTRICT LOCATED: 8
 DISTRICT(s) SERVED: 8

ESTIMATED ANNUAL OPERATING IMPACT: Minimal

REVENUE SCHEDULE:	PRIOR	2009-10	2010-11	2011-12	2012-13	2013-14	2014-15	FUTURE	TOTAL
PTP Bond Program	0	450	4,200	3,000	0	0	0	0	7,650

TOTAL REVENUE: 0 450 4,200 3,000 0 0 0 0 0 7,650

EXPENDITURE SCHEDULE:	PRIOR	2009-10	2010-11	2011-12	2012-13	2013-14	2014-15	FUTURE	TOTAL
Planning and Design	0	450	0	0	0	0	0	0	450
Construction	0	0	4,200	3,000	0	0	0	0	7,200

TOTAL EXPENDITURES: 0 450 4,200 3,000 0 0 0 0 0 7,650

STRATEGIC AREA: Transportation
 DEPARTMENT: Public Works

***** FUNDED PROJECTS *****
 (dollars in thousands)

IMPROVEMENTS ON SW 142 AVENUE FROM SW 26 STREET TO SW 42 STREET

PROJECT # 604660

DESCRIPTION: Realign road, improve intersections, resurface, construct sidewalks, and install remedial drainage on two miles of roadway

LOCATION: SW 142 Ave from SW 26 St to SW 42 St
 Unincorporated Miami-Dade County

DISTRICT LOCATED: 11
 DISTRICT(s) SERVED: 11

ESTIMATED ANNUAL OPERATING IMPACT: Minimal

REVENUE SCHEDULE:	PRIOR	2009-10	2010-11	2011-12	2012-13	2013-14	2014-15	FUTURE	TOTAL
Road Impact Fees	580	200	200	94	0	0	0	0	1,074

TOTAL REVENUE:	580	200	200	94	0	0	0	0	1,074
-----------------------	------------	------------	------------	-----------	----------	----------	----------	----------	--------------

EXPENDITURE SCHEDULE:	PRIOR	2009-10	2010-11	2011-12	2012-13	2013-14	2014-15	FUTURE	TOTAL
Planning and Design	50	0	0	0	0	0	0	0	50
Construction	530	200	200	94	0	0	0	0	1,024

TOTAL EXPENDITURES:	580	200	200	94	0	0	0	0	1,074
----------------------------	------------	------------	------------	-----------	----------	----------	----------	----------	--------------

IMPROVEMENTS ON SW 176 STREET FROM US-1 TO SW 107 AVENUE

PROJECT # 607460

DESCRIPTION: Construct curbs, gutters, and traffic operation improvements on one mile of roadway

LOCATION: SW 176 St from US-1 to SW 107 Ave
 Unincorporated Miami-Dade County

DISTRICT LOCATED: 8, 9
 DISTRICT(s) SERVED: 8, 9

ESTIMATED ANNUAL OPERATING IMPACT: Minimal

REVENUE SCHEDULE:	PRIOR	2009-10	2010-11	2011-12	2012-13	2013-14	2014-15	FUTURE	TOTAL
Charter County Transit System Surtax	25	0	0	0	0	0	0	0	25
PTP Bond Program	373	0	0	3,000	1,630	0	0	0	5,003

TOTAL REVENUE:	398	0	0	3,000	1,630	0	0	0	5,028
-----------------------	------------	----------	----------	--------------	--------------	----------	----------	----------	--------------

EXPENDITURE SCHEDULE:	PRIOR	2009-10	2010-11	2011-12	2012-13	2013-14	2014-15	FUTURE	TOTAL
Planning and Design	398	0	0	0	0	0	0	0	398
Construction	0	0	0	3,000	1,630	0	0	0	4,630

TOTAL EXPENDITURES:	398	0	0	3,000	1,630	0	0	0	5,028
----------------------------	------------	----------	----------	--------------	--------------	----------	----------	----------	--------------

IMPROVEMENTS ON SW 180 STREET FROM SW 137 AVENUE TO SW 147 AVENUE

PROJECT # 603030

DESCRIPTION: Construct curbs, gutters, and traffic operations on one mile of roadway

LOCATION: SW 180 St from SW 137 Ave to SW 147 Ave
 Unincorporated Miami-Dade County

DISTRICT LOCATED: 9
 DISTRICT(s) SERVED: 9

ESTIMATED ANNUAL OPERATING IMPACT: Minimal

REVENUE SCHEDULE:	PRIOR	2009-10	2010-11	2011-12	2012-13	2013-14	2014-15	FUTURE	TOTAL
Charter County Transit System Surtax	27	0	0	0	0	0	0	0	27
PTP Bond Program	1,416	154	0	0	0	0	0	0	1,570

TOTAL REVENUE:	1,443	154	0	0	0	0	0	0	1,597
-----------------------	--------------	------------	----------	----------	----------	----------	----------	----------	--------------

EXPENDITURE SCHEDULE:	PRIOR	2009-10	2010-11	2011-12	2012-13	2013-14	2014-15	FUTURE	TOTAL
Planning and Design	237	0	0	0	0	0	0	0	237
Construction	1,206	154	0	0	0	0	0	0	1,360

TOTAL EXPENDITURES:	1,443	154	0	0	0	0	0	0	1,597
----------------------------	--------------	------------	----------	----------	----------	----------	----------	----------	--------------

STRATEGIC AREA: Transportation
 DEPARTMENT: Public Works

***** FUNDED PROJECTS *****
 (dollars in thousands)

IMPROVEMENTS ON SW 216 STREET FROM THE FLORIDA TURNPIKE TO SW 127 AVENUE PROJECT # 6010390

DESCRIPTION: Construct curbs, gutters, and traffic operational improvements for one mile of roadway

LOCATION: SW 216 St from Florida Turnpike to SW 127 Ave
 Unincorporated Miami-Dade County

DISTRICT LOCATED: 9
 DISTRICT(s) SERVED: 9

ESTIMATED ANNUAL OPERATING IMPACT: Minimal

REVENUE SCHEDULE:	PRIOR	2009-10	2010-11	2011-12	2012-13	2013-14	2014-15	FUTURE	TOTAL
Charter County Transit System Surtax	27	0	0	0	0	0	0	0	27
PTP Bond Program	661	0	5,000	4,091	0	0	0	0	9,752

TOTAL REVENUE: 688 0 5,000 4,091 0 0 0 0 0 9,779

EXPENDITURE SCHEDULE:	PRIOR	2009-10	2010-11	2011-12	2012-13	2013-14	2014-15	FUTURE	TOTAL
Planning and Design	688	0	0	0	0	0	0	0	688
Construction	0	0	5,000	4,091	0	0	0	0	9,091

TOTAL EXPENDITURES: 688 0 5,000 4,091 0 0 0 0 0 9,779

IMPROVEMENTS ON SW 264 STREET FROM US-1 TO SW 137 AVENUE PROJECT # 6010440

DESCRIPTION: Construct curbs, gutters, and traffic operational improvements on one mile of roadway

LOCATION: SW 264 St from US-1 to SW 137 Ave
 Unincorporated Miami-Dade County

DISTRICT LOCATED: 9
 DISTRICT(s) SERVED: 9

ESTIMATED ANNUAL OPERATING IMPACT: Minimal

REVENUE SCHEDULE:	PRIOR	2009-10	2010-11	2011-12	2012-13	2013-14	2014-15	FUTURE	TOTAL
Charter County Transit System Surtax	68	0	0	0	0	0	0	0	68
PTP Bond Program	334	0	0	2,100	2,513	0	0	0	4,947

TOTAL REVENUE: 402 0 0 2,100 2,513 0 0 0 0 5,015

EXPENDITURE SCHEDULE:	PRIOR	2009-10	2010-11	2011-12	2012-13	2013-14	2014-15	FUTURE	TOTAL
Planning and Design	402	0	0	0	0	0	0	0	402
Construction	0	0	0	2,100	2,513	0	0	0	4,613

TOTAL EXPENDITURES: 402 0 0 2,100 2,513 0 0 0 0 5,015

STRATEGIC AREA: Transportation
 DEPARTMENT: Public Works

***** FUNDED PROJECTS *****
 (dollars in thousands)

IMPROVEMENTS ON SW 62 AVENUE FROM SW 24 STREET TO NW 7 STREET

PROJECT # 602840

DESCRIPTION: Construct street improvements on two miles of roadway

LOCATION: SW 62 Ave from SW 24 St to NW 7 St
 Unincorporated Miami-Dade County

DISTRICT LOCATED: 6
 DISTRICT(s) SERVED: 6

ESTIMATED ANNUAL OPERATING IMPACT: Minimal

REVENUE SCHEDULE:	PRIOR	2009-10	2010-11	2011-12	2012-13	2013-14	2014-15	FUTURE	TOTAL
Charter County Transit System Surtax	112	0	0	0	0	0	0	0	112
PTP Bond Program	4,163	6,629	0	0	0	0	0	0	10,792

TOTAL REVENUE: 4,275 6,629 0 0 0 0 0 0 0 10,904

EXPENDITURE SCHEDULE:	PRIOR	2009-10	2010-11	2011-12	2012-13	2013-14	2014-15	FUTURE	TOTAL
Planning and Design	446	0	0	0	0	0	0	0	446
Construction	3,829	6,629	0	0	0	0	0	0	10,458

TOTAL EXPENDITURES: 4,275 6,629 0 0 0 0 0 0 0 10,904

IMPROVEMENTS ON SW 72 AVENUE FROM SW 20 STREET TO SW 40 STREET

PROJECT # 607000

DESCRIPTION: Construct street and traffic operational improvements on 1.3 miles of roadway

LOCATION: SW 72 Ave from SW 20 St to SW 40 St
 Unincorporated Miami-Dade County

DISTRICT LOCATED: 6
 DISTRICT(s) SERVED: 6

ESTIMATED ANNUAL OPERATING IMPACT: Minimal

REVENUE SCHEDULE:	PRIOR	2009-10	2010-11	2011-12	2012-13	2013-14	2014-15	FUTURE	TOTAL
Charter County Transit System Surtax	13	0	0	0	0	0	0	0	13
PTP Bond Program	1,599	197	0	0	0	0	0	0	1,796

TOTAL REVENUE: 1,612 197 0 0 0 0 0 0 0 1,809

EXPENDITURE SCHEDULE:	PRIOR	2009-10	2010-11	2011-12	2012-13	2013-14	2014-15	FUTURE	TOTAL
Planning and Design	125	0	0	0	0	0	0	0	125
Construction	1,487	197	0	0	0	0	0	0	1,684

TOTAL EXPENDITURES: 1,612 197 0 0 0 0 0 0 0 1,809

STRATEGIC AREA: Transportation
 DEPARTMENT: Public Works

***** FUNDED PROJECTS *****
 (dollars in thousands)

RECONSTRUCTION OF SW 62 AVENUE FROM SW 64 STREET TO SW 70 STREET PROJECT # 601610

DESCRIPTION: Narrow five lanes to two lanes on 0.5 miles of roadway

LOCATION: SW 62 Ave from SW 64 St to SW 70 St
 South Miami

DISTRICT LOCATED: 7
 DISTRICT(s) SERVED: 7

ESTIMATED ANNUAL OPERATING IMPACT: Minimal

REVENUE SCHEDULE:	PRIOR	2009-10	2010-11	2011-12	2012-13	2013-14	2014-15	FUTURE	TOTAL
Charter County Transit System Surtax	83	0	0	0	0	0	0	0	83
PTP Bond Program	121	1,500	1,143	0	0	0	0	0	2,764

TOTAL REVENUE: 204 1,500 1,143 0 0 0 0 0 0 2,847

EXPENDITURE SCHEDULE:	PRIOR	2009-10	2010-11	2011-12	2012-13	2013-14	2014-15	FUTURE	TOTAL
Planning and Design	187	0	0	0	0	0	0	0	187
Construction	17	1,500	1,143	0	0	0	0	0	2,660

TOTAL EXPENDITURES: 204 1,500 1,143 0 0 0 0 0 0 2,847

RIGHTS-OF-WAY ACQUISITION FOR CONSTRUCTION PROJECTS IN COMMISSION DISTRICT 07 PROJECT # 603400

DESCRIPTION: Acquire rights-of-way for construction projects in District 7

LOCATION: Various Sites
 Various Sites

DISTRICT LOCATED: 7
 DISTRICT(s) SERVED: 7

ESTIMATED ANNUAL OPERATING IMPACT: Minimal

REVENUE SCHEDULE:	PRIOR	2009-10	2010-11	2011-12	2012-13	2013-14	2014-15	FUTURE	TOTAL
PTP Bond Program	1,594	9,606	0	0	0	0	0	0	11,200

TOTAL REVENUE: 1,594 9,606 0 0 0 0 0 0 0 11,200

EXPENDITURE SCHEDULE:	PRIOR	2009-10	2010-11	2011-12	2012-13	2013-14	2014-15	FUTURE	TOTAL
Land/Bldg. Acquisition	1,594	9,606	0	0	0	0	0	0	11,200

TOTAL EXPENDITURES: 1,594 9,606 0 0 0 0 0 0 0 11,200

RIGHTS-OF-WAY ACQUISITION FOR CONSTRUCTION PROJECTS IN COMMISSION DISTRICT 08 PROJECT # 607930

DESCRIPTION: Acquire rights-of-way for construction projects in District 8

LOCATION: Various Sites
 Various Sites

DISTRICT LOCATED: 8
 DISTRICT(s) SERVED: 8

ESTIMATED ANNUAL OPERATING IMPACT: Minimal

REVENUE SCHEDULE:	PRIOR	2009-10	2010-11	2011-12	2012-13	2013-14	2014-15	FUTURE	TOTAL
Charter County Transit System Surtax	17	0	0	0	0	0	0	0	17
PTP Bond Program	35	2,687	150	812	0	0	0	0	3,684

TOTAL REVENUE: 52 2,687 150 812 0 0 0 0 0 3,701

EXPENDITURE SCHEDULE:	PRIOR	2009-10	2010-11	2011-12	2012-13	2013-14	2014-15	FUTURE	TOTAL
Land/Bldg. Acquisition	52	2,687	150	812	0	0	0	0	3,701

TOTAL EXPENDITURES: 52 2,687 150 812 0 0 0 0 0 3,701

STRATEGIC AREA: Transportation
 DEPARTMENT: Public Works

***** FUNDED PROJECTS *****
 (dollars in thousands)

RIGHTS-OF-WAY ACQUISITION FOR CONSTRUCTION PROJECTS IN COMMISSION DISTRICT 09 PROJECT # 6010490

DESCRIPTION: Acquire rights-of-way for construction projects in District 9

LOCATION: Various Sites
 Various Sites

DISTRICT LOCATED: 9
 DISTRICT(s) SERVED: 9

ESTIMATED ANNUAL OPERATING IMPACT: Minimal

REVENUE SCHEDULE:	PRIOR	2009-10	2010-11	2011-12	2012-13	2013-14	2014-15	FUTURE	TOTAL
Road Impact Fees	1,978	0	0	0	0	0	0	0	1,978
Charter County Transit System Surtax	3	0	0	0	0	0	0	0	3
PTP Bond Program	690	2,100	560	950	0	0	0	0	4,300

TOTAL REVENUE: 2,671 2,100 560 950 0 0 0 0 6,281

EXPENDITURE SCHEDULE:	PRIOR	2009-10	2010-11	2011-12	2012-13	2013-14	2014-15	FUTURE	TOTAL
Land/Bldg. Acquisition	2,671	2,100	560	950	0	0	0	0	6,281

TOTAL EXPENDITURES: 2,671 2,100 560 950 0 0 0 0 6,281

RIGHTS-OF-WAY ACQUISITION FOR CONSTRUCTION PROJECTS IN COMMISSION DISTRICT 12 PROJECT # 6010570

DESCRIPTION: Acquire rights-of-way for construction projects in District 12

LOCATION: Various Sites
 Various Sites

DISTRICT LOCATED: 12
 DISTRICT(s) SERVED: 12

ESTIMATED ANNUAL OPERATING IMPACT: Minimal

REVENUE SCHEDULE:	PRIOR	2009-10	2010-11	2011-12	2012-13	2013-14	2014-15	FUTURE	TOTAL
Road Impact Fees	500	0	0	0	0	0	0	0	500
FDOT Funds	3,064	9,252	3,269	0	0	0	0	0	15,585
Charter County Transit System Surtax	120	0	0	0	0	0	0	0	120
PTP Bond Program	12,319	0	0	0	0	0	0	0	12,319

TOTAL REVENUE: 16,003 9,252 3,269 0 0 0 0 0 28,524

EXPENDITURE SCHEDULE:	PRIOR	2009-10	2010-11	2011-12	2012-13	2013-14	2014-15	FUTURE	TOTAL
Land/Bldg. Acquisition	16,003	9,252	3,269	0	0	0	0	0	28,524

TOTAL EXPENDITURES: 16,003 9,252 3,269 0 0 0 0 0 28,524

RIGHTS-OF-WAY ACQUISITION FOR CONSTRUCTION PROJECTS IN COMMISSION DISTRICT 13 PROJECT # 606920

DESCRIPTION: Acquire rights-of-way for construction projects in District 13

LOCATION: Various Sites
 Various Sites

DISTRICT LOCATED: 13
 DISTRICT(s) SERVED: 13

ESTIMATED ANNUAL OPERATING IMPACT: Minimal

REVENUE SCHEDULE:	PRIOR	2009-10	2010-11	2011-12	2012-13	2013-14	2014-15	FUTURE	TOTAL
PTP Bond Program	0	8,316	0	0	0	0	0	0	8,316

TOTAL REVENUE: 0 8,316 0 0 0 0 0 0 8,316

EXPENDITURE SCHEDULE:	PRIOR	2009-10	2010-11	2011-12	2012-13	2013-14	2014-15	FUTURE	TOTAL
Land/Bldg. Acquisition	0	8,316	0	0	0	0	0	0	8,316

TOTAL EXPENDITURES: 0 8,316 0 0 0 0 0 0 8,316

STRATEGIC AREA: Transportation
 DEPARTMENT: Public Works

***** FUNDED PROJECTS *****
 (dollars in thousands)

ROAD IMPROVEMENT W 68 STREET FROM W 19 COURT TO W 17 COURT PROJECT # 609840

DESCRIPTION: Add additional lane on southside of W 68 St with signalization

LOCATION: City of Hialeah
 Hialeah

DISTRICT LOCATED: 12
 DISTRICT(s) SERVED: 12, 13

ESTIMATED ANNUAL OPERATING IMPACT: Minimal

REVENUE SCHEDULE:	PRIOR	2009-10	2010-11	2011-12	2012-13	2013-14	2014-15	FUTURE	TOTAL
Road Impact Fees	200	600	300	300	76	0	0	0	1,476

TOTAL REVENUE:	200	600	300	300	76	0	0	0	1,476
-----------------------	------------	------------	------------	------------	-----------	----------	----------	----------	--------------

EXPENDITURE SCHEDULE:	PRIOR	2009-10	2010-11	2011-12	2012-13	2013-14	2014-15	FUTURE	TOTAL
Construction	200	600	300	300	76	0	0	0	1,476

TOTAL EXPENDITURES:	200	600	300	300	76	0	0	0	1,476
----------------------------	------------	------------	------------	------------	-----------	----------	----------	----------	--------------

WIDEN CARIBBEAN BLVD FROM CORAL SEA ROAD TO SW 87 AVENUE PROJECT # 608480

DESCRIPTION: Widen road from two lanes to four lanes on 1.76 miles of roadway

LOCATION: Caribbean Blvd from Coral Sea Rd to SW 87 Ave
 Unincorporated Miami-Dade County

DISTRICT LOCATED: 8
 DISTRICT(s) SERVED: 8

ESTIMATED ANNUAL OPERATING IMPACT: Minimal

REVENUE SCHEDULE:	PRIOR	2009-10	2010-11	2011-12	2012-13	2013-14	2014-15	FUTURE	TOTAL
PTP Bond Program	0	1,000	5,000	5,186	0	0	0	0	11,186

TOTAL REVENUE:	0	1,000	5,000	5,186	0	0	0	0	11,186
-----------------------	----------	--------------	--------------	--------------	----------	----------	----------	----------	---------------

EXPENDITURE SCHEDULE:	PRIOR	2009-10	2010-11	2011-12	2012-13	2013-14	2014-15	FUTURE	TOTAL
Planning and Design	0	1,000	0	0	0	0	0	0	1,000
Construction	0	0	5,000	5,186	0	0	0	0	10,186

TOTAL EXPENDITURES:	0	1,000	5,000	5,186	0	0	0	0	11,186
----------------------------	----------	--------------	--------------	--------------	----------	----------	----------	----------	---------------

WIDEN NE 15 AVENUE FROM NE 159 STREET TO NE 163 STREET AND NE 170 STREET TO MIAMI GARDENS DRIVE PROJECT # 6030511

DESCRIPTION: Construct intersection improvements and widen from two lanes to three lanes on 0.4 miles of roadway

LOCATION: NE 15 Ave from NE 159 St to NE 163 St
 North Miami

DISTRICT LOCATED: 2, 4
 DISTRICT(s) SERVED: 2, 4

ESTIMATED ANNUAL OPERATING IMPACT: Minimal

REVENUE SCHEDULE:	PRIOR	2009-10	2010-11	2011-12	2012-13	2013-14	2014-15	FUTURE	TOTAL
Road Impact Fees	6,194	0	0	0	0	0	0	0	6,194

TOTAL REVENUE:	6,194	0	0	0	0	0	0	0	6,194
-----------------------	--------------	----------	----------	----------	----------	----------	----------	----------	--------------

EXPENDITURE SCHEDULE:	PRIOR	2009-10	2010-11	2011-12	2012-13	2013-14	2014-15	FUTURE	TOTAL
Planning and Design	361	0	0	0	0	0	0	0	361
Construction	5,090	743	0	0	0	0	0	0	5,833

TOTAL EXPENDITURES:	5,451	743	0	0	0	0	0	0	6,194
----------------------------	--------------	------------	----------	----------	----------	----------	----------	----------	--------------

STRATEGIC AREA: Transportation
 DEPARTMENT: Public Works

***** FUNDED PROJECTS *****
 (dollars in thousands)

WIDEN NW 138 STREET FROM I-75 TO NW 107 AVENUE PROJECT # 604890

DESCRIPTION: Widen NW 138 St from I-75 to NW 107 Ave

LOCATION: NW 138 St from I-75 to NW 107 Ave
 Unincorporated Miami-Dade County

DISTRICT LOCATED: 12, 13
 DISTRICT(s) SERVED: 12, 13

ESTIMATED ANNUAL OPERATING IMPACT: Minimal

REVENUE SCHEDULE:	PRIOR	2009-10	2010-11	2011-12	2012-13	2013-14	2014-15	FUTURE	TOTAL
Road Impact Fees	3,850	0	0	0	0	0	0	0	3,850
Secondary Gas Tax	0	500	2,110	2,110	2,110	2,110	1,210	0	10,150
Capital Impr. Local Option Gas Tax	0	400	0	0	0	0	0	0	400

TOTAL REVENUE: 3,850 900 2,110 2,110 2,110 2,110 1,210 0 14,400

EXPENDITURE SCHEDULE:	PRIOR	2009-10	2010-11	2011-12	2012-13	2013-14	2014-15	FUTURE	TOTAL
Construction	2,750	2,000	1,710	1,710	1,710	1,710	2,810	0	14,400

TOTAL EXPENDITURES: 2,750 2,000 1,710 1,710 1,710 1,710 2,810 0 14,400

WIDEN NW 37 AVENUE FROM NORTH RIVER DRIVE TO NW 79 STREET PROJECT # 606190

DESCRIPTION: Widen road from two to five lanes on two miles of roadway

LOCATION: NW 37 Ave from N River Dr to NW 79 St
 Unincorporated Miami-Dade County

DISTRICT LOCATED: 2
 DISTRICT(s) SERVED: 2

ESTIMATED ANNUAL OPERATING IMPACT: Minimal

REVENUE SCHEDULE:	PRIOR	2009-10	2010-11	2011-12	2012-13	2013-14	2014-15	FUTURE	TOTAL
Charter County Transit System Surtax	31	0	0	0	0	0	0	0	31
PTP Bond Program	1,021	8,800	6,127	0	0	0	0	0	15,948

TOTAL REVENUE: 1,052 8,800 6,127 0 0 0 0 0 15,979

EXPENDITURE SCHEDULE:	PRIOR	2009-10	2010-11	2011-12	2012-13	2013-14	2014-15	FUTURE	TOTAL
Planning and Design	1,052	0	0	0	0	0	0	0	1,052
Construction	0	8,800	6,127	0	0	0	0	0	14,927

TOTAL EXPENDITURES: 1,052 8,800 6,127 0 0 0 0 0 15,979

WIDEN NW 47 AVENUE FROM NW 183 STREET TO MIAMI-DADE/ BROWARD COUNTY LINE PROJECT # 605640

DESCRIPTION: Widen from 2 to 4 lanes

LOCATION: City of Miami Gardens
 Miami Gardens

DISTRICT LOCATED: 1
 DISTRICT(s) SERVED: 1

ESTIMATED ANNUAL OPERATING IMPACT: Minimal

REVENUE SCHEDULE:	PRIOR	2009-10	2010-11	2011-12	2012-13	2013-14	2014-15	FUTURE	TOTAL
Road Impact Fees	0	0	0	750	1,000	1,000	0	0	2,750

TOTAL REVENUE: 0 0 0 750 1,000 1,000 0 0 2,750

EXPENDITURE SCHEDULE:	PRIOR	2009-10	2010-11	2011-12	2012-13	2013-14	2014-15	FUTURE	TOTAL
Planning and Design	0	0	0	750	0	0	0	0	750
Construction	0	0	0	0	1,000	1,000	0	0	2,000

TOTAL EXPENDITURES: 0 0 0 750 1,000 1,000 0 0 2,750

STRATEGIC AREA: Transportation
 DEPARTMENT: Public Works

***** FUNDED PROJECTS *****
 (dollars in thousands)

WIDEN NW 7 AVENUE FROM NW 183 STREET TO NW 199 STREET

PROJECT # 603800

DESCRIPTION: Widen road to add left turn bays and bicycle lanes

LOCATION: NW 7 Ave from NW 183 St to NW 199 St
 Road Impact Fee District 3

DISTRICT LOCATED: 1
 DISTRICT(s) SERVED: 1

ESTIMATED ANNUAL OPERATING IMPACT: Minimal

REVENUE SCHEDULE:	PRIOR	2009-10	2010-11	2011-12	2012-13	2013-14	2014-15	FUTURE	TOTAL
Road Impact Fees	3,051	2,122	0	0	0	0	0	0	5,173

TOTAL REVENUE:	3,051	2,122	0	0	0	0	0	0	5,173
-----------------------	--------------	--------------	----------	----------	----------	----------	----------	----------	--------------

EXPENDITURE SCHEDULE:	PRIOR	2009-10	2010-11	2011-12	2012-13	2013-14	2014-15	FUTURE	TOTAL
Planning and Design	651	0	0	0	0	0	0	0	651
Construction	2,400	2,122	0	0	0	0	0	0	4,522

TOTAL EXPENDITURES:	3,051	2,122	0	0	0	0	0	0	5,173
----------------------------	--------------	--------------	----------	----------	----------	----------	----------	----------	--------------

WIDEN NW 74 STREET FROM THE HOMESTEAD EXTENSION OF THE FLORIDA TURNPIKE (HEFT) TO STATE ROAD 826

PROJECT # 6036590

DESCRIPTION: Widen road from two lanes to four lanes on 0.5 miles of roadway

LOCATION: NW 74 St from HEFT to SR826
 Unincorporated Miami-Dade County

DISTRICT LOCATED: 12
 DISTRICT(s) SERVED: 12

ESTIMATED ANNUAL OPERATING IMPACT: Minimal

REVENUE SCHEDULE:	PRIOR	2009-10	2010-11	2011-12	2012-13	2013-14	2014-15	FUTURE	TOTAL
FDOT Funds	10,628	15,000	6,000	4,493	0	0	0	0	36,121
Charter County Transit System Surtax	869	0	0	0	0	0	0	0	869
PTP Bond Program	8,585	0	0	0	0	0	0	0	8,585

TOTAL REVENUE:	20,082	15,000	6,000	4,493	0	0	0	0	45,575
-----------------------	---------------	---------------	--------------	--------------	----------	----------	----------	----------	---------------

EXPENDITURE SCHEDULE:	PRIOR	2009-10	2010-11	2011-12	2012-13	2013-14	2014-15	FUTURE	TOTAL
Planning and Design	2,485	0	0	0	0	0	0	0	2,485
Construction	17,597	15,000	6,000	4,493	0	0	0	0	43,090

TOTAL EXPENDITURES:	20,082	15,000	6,000	4,493	0	0	0	0	45,575
----------------------------	---------------	---------------	--------------	--------------	----------	----------	----------	----------	---------------

STRATEGIC AREA: Transportation
DEPARTMENT: Public Works

***** FUNDED PROJECTS *****
(dollars in thousands)

WIDEN NW 87 AVENUE FROM NW 154 STREET TO NW 186 STREET **PROJECT # 605840**

DESCRIPTION: Widen road from two lanes to four lanes on two miles of roadway

LOCATION: NW 87 Ave from NW 154 St to NW 186 St
Unincorporated Miami-Dade County

DISTRICT LOCATED: 13
DISTRICT(s) SERVED: 13

ESTIMATED ANNUAL OPERATING IMPACT: Minimal

REVENUE SCHEDULE:	PRIOR	2009-10	2010-11	2011-12	2012-13	2013-14	2014-15	FUTURE	TOTAL
Charter County Transit System Surtax	36	0	0	0	0	0	0	0	36
PTP Bond Program	517	6,125	5,055	0	0	0	0	0	11,697

TOTAL REVENUE:	553	6,125	5,055	0	0	0	0	0	11,733
-----------------------	------------	--------------	--------------	----------	----------	----------	----------	----------	---------------

EXPENDITURE SCHEDULE:	PRIOR	2009-10	2010-11	2011-12	2012-13	2013-14	2014-15	FUTURE	TOTAL
Planning and Design	553	0	0	0	0	0	0	0	553
Construction	0	6,125	5,055	0	0	0	0	0	11,180

TOTAL EXPENDITURES:	553	6,125	5,055	0	0	0	0	0	11,733
----------------------------	------------	--------------	--------------	----------	----------	----------	----------	----------	---------------

WIDEN SW 127 AVENUE FROM SW 88 STREET TO SW 120 STREET **PROJECT # 6032331**

DESCRIPTION: Widen road from two lanes to four lanes and stripe median on two miles of roadway

LOCATION: SW 127 Ave from SW 88 St to SW 120 St
Unincorporated Miami-Dade County

DISTRICT LOCATED: 8, 10
DISTRICT(s) SERVED: 8, 10

ESTIMATED ANNUAL OPERATING IMPACT: Minimal

REVENUE SCHEDULE:	PRIOR	2009-10	2010-11	2011-12	2012-13	2013-14	2014-15	FUTURE	TOTAL
Road Impact Fees	31	0	0	0	0	0	0	0	31
Charter County Transit System Surtax	5	0	0	0	0	0	0	0	5
PTP Bond Program	8,364	5,042	0	0	0	0	0	0	13,406

TOTAL REVENUE:	8,400	5,042	0	0	0	0	0	0	13,442
-----------------------	--------------	--------------	----------	----------	----------	----------	----------	----------	---------------

EXPENDITURE SCHEDULE:	PRIOR	2009-10	2010-11	2011-12	2012-13	2013-14	2014-15	FUTURE	TOTAL
Planning and Design	31	0	0	0	0	0	0	0	31
Construction	8,369	5,042	0	0	0	0	0	0	13,411

TOTAL EXPENDITURES:	8,400	5,042	0	0	0	0	0	0	13,442
----------------------------	--------------	--------------	----------	----------	----------	----------	----------	----------	---------------

STRATEGIC AREA: Transportation
 DEPARTMENT: Public Works

***** FUNDED PROJECTS *****
 (dollars in thousands)

WIDEN SW 136 STREET FROM SW 139 COURT TO SW 154 AVENUE

PROJECT # 601550

DESCRIPTION: Widen road from two lanes to four lanes on one mile of roadway

LOCATION: SW 136 St from SW 139 Ct to SW 154 Ave
 Unincorporated Miami-Dade County

DISTRICT LOCATED: 11
 DISTRICT(s) SERVED: 11

ESTIMATED ANNUAL OPERATING IMPACT: Minimal

REVENUE SCHEDULE:	PRIOR	2009-10	2010-11	2011-12	2012-13	2013-14	2014-15	FUTURE	TOTAL
Charter County Transit System Surtax	24	0	0	0	0	0	0	0	24
PTP Bond Program	5,706	1,285	0	0	0	0	0	0	6,991

TOTAL REVENUE: 5,730 1,285 0 0 0 0 0 0 0 7,015

EXPENDITURE SCHEDULE:	PRIOR	2009-10	2010-11	2011-12	2012-13	2013-14	2014-15	FUTURE	TOTAL
Planning and Design	514	0	0	0	0	0	0	0	514
Construction	5,216	1,285	0	0	0	0	0	0	6,501

TOTAL EXPENDITURES: 5,730 1,285 0 0 0 0 0 0 0 7,015

WIDEN SW 137 AVENUE FROM HOMESTEAD EXTENSION OF THE FLORIDA TURNPIKE (HEFT) TO US-1

PROJECT # 601910

DESCRIPTION: Widen road from two lanes to four lanes on one mile of roadway

LOCATION: SW 137 Ave from HEFT to US-1
 Unincorporated Miami-Dade County

DISTRICT LOCATED: 8, 9
 DISTRICT(s) SERVED: 8, 9

ESTIMATED ANNUAL OPERATING IMPACT: Minimal

REVENUE SCHEDULE:	PRIOR	2009-10	2010-11	2011-12	2012-13	2013-14	2014-15	FUTURE	TOTAL
Charter County Transit System Surtax	13	0	0	0	0	0	0	0	13
PTP Bond Program	504	1,000	7,000	1,048	0	0	0	0	9,552

TOTAL REVENUE: 517 1,000 7,000 1,048 0 0 0 0 0 9,565

EXPENDITURE SCHEDULE:	PRIOR	2009-10	2010-11	2011-12	2012-13	2013-14	2014-15	FUTURE	TOTAL
Planning and Design	517	0	0	0	0	0	0	0	517
Construction	0	1,000	7,000	1,048	0	0	0	0	9,048

TOTAL EXPENDITURES: 517 1,000 7,000 1,048 0 0 0 0 0 9,565

STRATEGIC AREA: Transportation
 DEPARTMENT: Public Works

***** FUNDED PROJECTS *****
 (dollars in thousands)

WIDEN SW 137 AVENUE FROM US-1 TO SW 184 STREET PROJECT # 604990

DESCRIPTION: Widen road from two to four lanes on three miles of roadway

LOCATION: SW 137 Ave from US-1 to SW 184 St
 Unincorporated Miami-Dade County

DISTRICT LOCATED: 8
 DISTRICT(s) SERVED: 8, 9

ESTIMATED ANNUAL OPERATING IMPACT: Minimal

REVENUE SCHEDULE:	PRIOR	2009-10	2010-11	2011-12	2012-13	2013-14	2014-15	FUTURE	TOTAL
Charter County Transit System Surtax	14	0	0	0	0	0	0	0	14
PTP Bond Program	899	0	13,000	8,341	0	0	0	0	22,240

TOTAL REVENUE: 913 0 13,000 8,341 0 0 0 0 0 22,254

EXPENDITURE SCHEDULE:	PRIOR	2009-10	2010-11	2011-12	2012-13	2013-14	2014-15	FUTURE	TOTAL
Planning and Design	913	0	0	0	0	0	0	0	913
Construction	0	0	13,000	8,341	0	0	0	0	21,341

TOTAL EXPENDITURES: 913 0 13,000 8,341 0 0 0 0 0 22,254

WIDEN SW 160 STREET FROM SW 137 AVENUE TO SW 147 AVENUE PROJECT # 603190

DESCRIPTION: Widen roadway from two lanes to four lanes on one mile of roadway

LOCATION: SW 160 St from SW 137 Ave to SW 147 Ave
 Unincorporated Miami-Dade County

DISTRICT LOCATED: 9
 DISTRICT(s) SERVED: 8, 9

ESTIMATED ANNUAL OPERATING IMPACT: Minimal

REVENUE SCHEDULE:	PRIOR	2009-10	2010-11	2011-12	2012-13	2013-14	2014-15	FUTURE	TOTAL
Charter County Transit System Surtax	93	0	0	0	0	0	0	0	93
PTP Bond Program	6,252	1,595	0	0	0	0	0	0	7,847

TOTAL REVENUE: 6,345 1,595 0 0 0 0 0 0 0 7,940

EXPENDITURE SCHEDULE:	PRIOR	2009-10	2010-11	2011-12	2012-13	2013-14	2014-15	FUTURE	TOTAL
Planning and Design	449	0	0	0	0	0	0	0	449
Construction	5,896	1,595	0	0	0	0	0	0	7,491

TOTAL EXPENDITURES: 6,345 1,595 0 0 0 0 0 0 0 7,940

WIDEN SW 162 AVENUE FROM SW 48 TERRACE TO SW 47 STREET (EDEN LAKES) PROJECT # 602360

DESCRIPTION: Widen from 2 to 4 lanes

LOCATION: SW 162 Ave from SW 48 Terr to SW 47 St
 Road Impact Fee District 5

DISTRICT LOCATED: 11
 DISTRICT(s) SERVED: 11

ESTIMATED ANNUAL OPERATING IMPACT: Minimal

REVENUE SCHEDULE:	PRIOR	2009-10	2010-11	2011-12	2012-13	2013-14	2014-15	FUTURE	TOTAL
Road Impact Fees	1,000	600	0	0	0	0	0	0	1,600

TOTAL REVENUE: 1,000 600 0 0 0 0 0 0 0 1,600

EXPENDITURE SCHEDULE:	PRIOR	2009-10	2010-11	2011-12	2012-13	2013-14	2014-15	FUTURE	TOTAL
Construction	1,000	600	0	0	0	0	0	0	1,600

TOTAL EXPENDITURES: 1,000 600 0 0 0 0 0 0 0 1,600

STRATEGIC AREA: Transportation
 DEPARTMENT: Public Works

***** FUNDED PROJECTS *****
 (dollars in thousands)

WIDEN SW 184 STREET FROM SW 137 AVENUE TO SW 147 AVENUE

PROJECT # 6038241

DESCRIPTION: Widen road from two lanes to four lanes on one mile of roadway

LOCATION: SW 184 St from SW 137 Ave to SW 147 Ave
 Unincorporated Miami-Dade County

DISTRICT LOCATED: 8
 DISTRICT(s) SERVED: 8

ESTIMATED ANNUAL OPERATING IMPACT: Minimal

REVENUE SCHEDULE:	PRIOR	2009-10	2010-11	2011-12	2012-13	2013-14	2014-15	FUTURE	TOTAL
Road Impact Fees	3,700	2,009	0	0	0	0	0	0	5,709

TOTAL REVENUE:	3,700	2,009	0	0	0	0	0	0	5,709
-----------------------	--------------	--------------	----------	----------	----------	----------	----------	----------	--------------

EXPENDITURE SCHEDULE:	PRIOR	2009-10	2010-11	2011-12	2012-13	2013-14	2014-15	FUTURE	TOTAL
Planning and Design	0	0	0	0	0	0	0	0	0
Construction	3,700	2,009	0	0	0	0	0	0	5,709

TOTAL EXPENDITURES:	3,700	2,009	0	0	0	0	0	0	5,709
----------------------------	--------------	--------------	----------	----------	----------	----------	----------	----------	--------------

WIDEN SW 27 AVENUE FROM US-1 TO BAYSHORE DRIVE

PROJECT # 601260

DESCRIPTION: Widen road from two lanes to three lanes on one mile of roadway

LOCATION: SW 27 Ave from US-1 to Bayshore Dr
 City of Miami

DISTRICT LOCATED: 7
 DISTRICT(s) SERVED: 7

ESTIMATED ANNUAL OPERATING IMPACT: Minimal

REVENUE SCHEDULE:	PRIOR	2009-10	2010-11	2011-12	2012-13	2013-14	2014-15	FUTURE	TOTAL
Charter County Transit System Surtax	32	0	0	0	0	0	0	0	32
PTP Bond Program	673	2,750	2,685	0	0	0	0	0	6,108

TOTAL REVENUE:	705	2,750	2,685	0	0	0	0	0	6,140
-----------------------	------------	--------------	--------------	----------	----------	----------	----------	----------	--------------

EXPENDITURE SCHEDULE:	PRIOR	2009-10	2010-11	2011-12	2012-13	2013-14	2014-15	FUTURE	TOTAL
Planning and Design	705	0	0	0	0	0	0	0	705
Construction	0	2,750	2,685	0	0	0	0	0	5,435

TOTAL EXPENDITURES:	705	2,750	2,685	0	0	0	0	0	6,140
----------------------------	------------	--------------	--------------	----------	----------	----------	----------	----------	--------------

WIDEN SW 312 STREET FROM SW 177 AVENUE TO SW 187 AVENUE

PROJECT # 603130

DESCRIPTION: Widen road to five lanes on one mile of roadway

LOCATION: SW 312 St from SW 177 Ave to SW 187 Ave
 Homestead

DISTRICT LOCATED: 8
 DISTRICT(s) SERVED: 8

ESTIMATED ANNUAL OPERATING IMPACT: Minimal

REVENUE SCHEDULE:	PRIOR	2009-10	2010-11	2011-12	2012-13	2013-14	2014-15	FUTURE	TOTAL
Charter County Transit System Surtax	11	0	0	0	0	0	0	0	11
PTP Bond Program	0	0	443	3,000	2,220	0	0	0	5,663

TOTAL REVENUE:	11	0	443	3,000	2,220	0	0	0	5,674
-----------------------	-----------	----------	------------	--------------	--------------	----------	----------	----------	--------------

EXPENDITURE SCHEDULE:	PRIOR	2009-10	2010-11	2011-12	2012-13	2013-14	2014-15	FUTURE	TOTAL
Planning and Design	11	0	443	0	0	0	0	0	454
Construction	0	0	0	3,000	2,220	0	0	0	5,220

TOTAL EXPENDITURES:	11	0	443	3,000	2,220	0	0	0	5,674
----------------------------	-----------	----------	------------	--------------	--------------	----------	----------	----------	--------------

STRATEGIC AREA: Transportation
 DEPARTMENT: Public Works

***** FUNDED PROJECTS *****
 (dollars in thousands)

WIDEN SW 328 STREET FROM SW 137 AVENUE TO SW 152 AVENUE
 DESCRIPTION: Widen to four lanes SW 328 St from SW 137 Ave to SW 152 Ave
 LOCATION: SW 328 St from SW 137 Ave to SW 152 Ave
 Homestead

PROJECT # 601630

DISTRICT LOCATED: 9
 DISTRICT(s) SERVED: 9

ESTIMATED ANNUAL OPERATING IMPACT:	Minimal								
REVENUE SCHEDULE:	PRIOR	2009-10	2010-11	2011-12	2012-13	2013-14	2014-15	FUTURE	TOTAL
Road Impact Fees	0	0	0	0	1,073	2,000	0	0	3,073
TOTAL REVENUE:	0	0	0	0	1,073	2,000	0	0	3,073
EXPENDITURE SCHEDULE:	PRIOR	2009-10	2010-11	2011-12	2012-13	2013-14	2014-15	FUTURE	TOTAL
Construction	0	0	0	0	1,073	2,000	0	0	3,073
TOTAL EXPENDITURES:	0	0	0	0	1,073	2,000	0	0	3,073

WIDEN SW 328 STREET FROM US-1 TO SW 162 AVENUE
 DESCRIPTION: Widen road from two lanes to four lanes on 1.3 miles of roadway

PROJECT # 6036140

LOCATION: SW 328 St from US-1 to SW 162 Ave
 Homestead

DISTRICT LOCATED: 9
 DISTRICT(s) SERVED: 9

ESTIMATED ANNUAL OPERATING IMPACT:	Minimal								
REVENUE SCHEDULE:	PRIOR	2009-10	2010-11	2011-12	2012-13	2013-14	2014-15	FUTURE	TOTAL
Road Impact Fees	8,073	0	2,000	2,313	927	0	0	0	13,313
TOTAL REVENUE:	8,073	0	2,000	2,313	927	0	0	0	13,313
EXPENDITURE SCHEDULE:	PRIOR	2009-10	2010-11	2011-12	2012-13	2013-14	2014-15	FUTURE	TOTAL
Construction	0	8,073	2,000	2,313	927	0	0	0	13,313
TOTAL EXPENDITURES:	0	8,073	2,000	2,313	927	0	0	0	13,313

Traffic Control Systems

ADVANCED TRAFFIC MANAGEMENT SYSTEM (ATMS)

PROJECT # 608400



DESCRIPTION: Acquire software and hardware system to synchronize the remaining 1,500 traffic signals from the inventory of 2,750 traffic signals countywide, to be completed by December 2010

LOCATION: Countywide
 Countywide

DISTRICT LOCATED: Countywide
 DISTRICT(s) SERVED: Countywide

ESTIMATED ANNUAL OPERATING IMPACT:	Minimal								
REVENUE SCHEDULE:	PRIOR	2009-10	2010-11	2011-12	2012-13	2013-14	2014-15	FUTURE	TOTAL
Road Impact Fees	933	0	0	0	0	0	0	0	933
FDOT Funds	3,000	0	0	0	0	0	0	0	3,000
Charter County Transit System Surtax	25	0	0	0	0	0	0	0	25
PTP Bond Program	14,867	9,000	9,000	8,424	0	0	0	0	41,291
TOTAL REVENUE:	18,825	9,000	9,000	8,424	0	0	0	0	45,249
EXPENDITURE SCHEDULE:	PRIOR	2009-10	2010-11	2011-12	2012-13	2013-14	2014-15	FUTURE	TOTAL
Computer Hardware/Software	18,825	9,000	9,000	8,424	0	0	0	0	45,249
TOTAL EXPENDITURES:	18,825	9,000	9,000	8,424	0	0	0	0	45,249

STRATEGIC AREA: Transportation
 DEPARTMENT: Public Works

***** FUNDED PROJECTS *****
 (dollars in thousands)

CAPITALIZATION OF TRAFFIC SIGNALS AND SIGNS CREWS

PROJECT # 6036701

DESCRIPTION: Provide in-house supervision for traffic signals and signs maintenance projects

LOCATION: Countywide
 Countywide

DISTRICT LOCATED: Countywide
 DISTRICT(s) SERVED: Countywide

ESTIMATED ANNUAL OPERATING IMPACT: Minimal

REVENUE SCHEDULE:	PRIOR	2009-10	2010-11	2011-12	2012-13	2013-14	2014-15	FUTURE	TOTAL
Secondary Gas Tax	2,640	2,727	640	640	640	4,000	4,000	0	15,287
TOTAL REVENUE:	2,640	2,727	640	640	640	4,000	4,000	0	15,287
EXPENDITURE SCHEDULE:	PRIOR	2009-10	2010-11	2011-12	2012-13	2013-14	2014-15	FUTURE	TOTAL
Other	1,374	3,993	640	640	640	4,000	4,000	0	15,287
TOTAL EXPENDITURES:	1,374	3,993	640	640	640	4,000	4,000	0	15,287

ILLUMINATED STREET SIGNS

PROJECT # 603970



DESCRIPTION: Install street signs at 195 intersections in FY 2009-10 of the 711 left to be completed from the original inventory of 2,000 sites

LOCATION: Various Sites
 Various Sites

DISTRICT LOCATED: Countywide
 DISTRICT(s) SERVED: Countywide

ESTIMATED ANNUAL OPERATING IMPACT: Minimal

REVENUE SCHEDULE:	PRIOR	2009-10	2010-11	2011-12	2012-13	2013-14	2014-15	FUTURE	TOTAL
Municipal Contribution	500	0	0	0	0	0	0	0	500
Capital Outlay Reserve	3,415	0	700	500	0	0	0	0	4,615
Secondary Gas Tax	1,785	0	1,500	1,500	1,000	0	0	0	5,785
FDOT Funds	1,250	0	0	0	0	0	0	0	1,250
Charter County Transit System Surtax	97	0	0	0	0	0	0	0	97
PTP Bond Program	2,793	1,367	0	0	0	0	0	0	4,160
TOTAL REVENUE:	9,840	1,367	2,200	2,000	1,000	0	0	0	16,407
EXPENDITURE SCHEDULE:	PRIOR	2009-10	2010-11	2011-12	2012-13	2013-14	2014-15	FUTURE	TOTAL
Construction	9,840	1,367	2,200	2,000	1,000	0	0	0	16,407
TOTAL EXPENDITURES:	9,840	1,367	2,200	2,000	1,000	0	0	0	16,407

STRATEGIC AREA: Transportation
 DEPARTMENT: Public Works

***** FUNDED PROJECTS *****
 (dollars in thousands)

MAST ARM UPGRADES

PROJECT # 608510

DESCRIPTION: Replace span-wire-mounted and older sub-standard traffic signal supports with mast arm support systems at 15 intersections out of the total 88 programmed and 15 school flashing signals out of the total 238 programmed.

LOCATION: Countywide
 Countywide

DISTRICT LOCATED: Countywide
 DISTRICT(s) SERVED: Countywide

ESTIMATED ANNUAL OPERATING IMPACT: Minimal

REVENUE SCHEDULE:	PRIOR	2009-10	2010-11	2011-12	2012-13	2013-14	2014-15	FUTURE	TOTAL
FEMA Reimbursements	0	11,100	11,100	11,100	0	0	0	0	33,300
Road Impact Fees	0	1,427	0	0	0	0	0	0	1,427
Secondary Gas Tax	0	0	1,426	1,426	3,589	0	0	0	6,441
Florida Department of Community Affairs	0	1,850	1,850	1,850	0	0	0	0	5,550

TOTAL REVENUE: 0 14,377 14,376 14,376 3,589 0 0 0 46,718

EXPENDITURE SCHEDULE:	PRIOR	2009-10	2010-11	2011-12	2012-13	2013-14	2014-15	FUTURE	TOTAL
Planning and Design	0	1,377	1,376	1,376	0	0	0	0	4,129
Construction	0	13,000	13,000	13,000	3,589	0	0	0	42,589

TOTAL EXPENDITURES: 0 14,377 14,376 14,376 3,589 0 0 0 46,718

PAVEMENT MARKINGS CONTRACT

PROJECT # 606270

DESCRIPTION: Provide striping and replacement of pavement markings through outside contractors

LOCATION: Countywide
 Countywide

DISTRICT LOCATED: Countywide
 DISTRICT(s) SERVED: Countywide

ESTIMATED ANNUAL OPERATING IMPACT: Minimal

REVENUE SCHEDULE:	PRIOR	2009-10	2010-11	2011-12	2012-13	2013-14	2014-15	FUTURE	TOTAL
Secondary Gas Tax	650	650	650	650	650	650	650	0	4,550

TOTAL REVENUE: 650 650 650 650 650 650 650 0 4,550

EXPENDITURE SCHEDULE:	PRIOR	2009-10	2010-11	2011-12	2012-13	2013-14	2014-15	FUTURE	TOTAL
Construction	650	650	650	650	650	650	650	0	4,550

TOTAL EXPENDITURES: 650 650 650 650 650 650 650 0 4,550

PAVEMENT MARKINGS CREW

PROJECT # 605620

DESCRIPTION: Provide funding for striping and replacement of pavement markings via in-house crew

LOCATION: Countywide
 Countywide

DISTRICT LOCATED: Countywide
 DISTRICT(s) SERVED: Countywide

ESTIMATED ANNUAL OPERATING IMPACT: Minimal

REVENUE SCHEDULE:	PRIOR	2009-10	2010-11	2011-12	2012-13	2013-14	2014-15	FUTURE	TOTAL
Secondary Gas Tax	600	600	600	600	600	600	600	0	4,200

TOTAL REVENUE: 600 600 600 600 600 600 600 0 4,200

EXPENDITURE SCHEDULE:	PRIOR	2009-10	2010-11	2011-12	2012-13	2013-14	2014-15	FUTURE	TOTAL
Construction	600	600	600	600	600	600	600	0	4,200

TOTAL EXPENDITURES: 600 600 600 600 600 600 600 0 4,200

STRATEGIC AREA: Transportation
 DEPARTMENT: Public Works

***** FUNDED PROJECTS *****
 (dollars in thousands)

SAFETY LIGHTING PROJECT # 6032191

DESCRIPTION: Install new safety lighting on arterial roadways

LOCATION: Countywide
 Countywide

DISTRICT LOCATED: Countywide
 DISTRICT(s) SERVED: Countywide

ESTIMATED ANNUAL OPERATING IMPACT: Minimal

REVENUE SCHEDULE:	PRIOR	2009-10	2010-11	2011-12	2012-13	2013-14	2014-15	FUTURE	TOTAL
Secondary Gas Tax	600	600	600	600	600	600	600	0	4,200

TOTAL REVENUE:	600	600	600	600	600	600	600	0	4,200
-----------------------	------------	------------	------------	------------	------------	------------	------------	----------	--------------

EXPENDITURE SCHEDULE:	PRIOR	2009-10	2010-11	2011-12	2012-13	2013-14	2014-15	FUTURE	TOTAL
Construction	600	600	600	600	600	600	600	0	4,200

TOTAL EXPENDITURES:	600	600	600	600	600	600	600	0	4,200
----------------------------	------------	------------	------------	------------	------------	------------	------------	----------	--------------

SCHOOL SPEEDZONE FLASHING SIGNALS PROJECT # 608740

DESCRIPTION: Install 30 school flashing signals of the remaining 40 at various locations

LOCATION: Various Sites
 Various Sites

DISTRICT LOCATED: Countywide
 DISTRICT(s) SERVED: Countywide

ESTIMATED ANNUAL OPERATING IMPACT: Minimal

REVENUE SCHEDULE:	PRIOR	2009-10	2010-11	2011-12	2012-13	2013-14	2014-15	FUTURE	TOTAL
Charter County Transit System Surtax	1,460	0	0	0	0	0	0	0	1,460
PTP Bond Program	6,004	2,190	1,546	0	0	0	0	0	9,740

TOTAL REVENUE:	7,464	2,190	1,546	0	0	0	0	0	11,200
-----------------------	--------------	--------------	--------------	----------	----------	----------	----------	----------	---------------

EXPENDITURE SCHEDULE:	PRIOR	2009-10	2010-11	2011-12	2012-13	2013-14	2014-15	FUTURE	TOTAL
Construction	7,464	2,190	1,546	0	0	0	0	0	11,200

TOTAL EXPENDITURES:	7,464	2,190	1,546	0	0	0	0	0	11,200
----------------------------	--------------	--------------	--------------	----------	----------	----------	----------	----------	---------------

STREET LIGHTING MAINTENANCE PROJECT # 6031231

DESCRIPTION: Maintain existing street lighting on an as-needed basis

LOCATION: Various Sites
 Various Sites

DISTRICT LOCATED: Countywide
 DISTRICT(s) SERVED: Countywide

ESTIMATED ANNUAL OPERATING IMPACT: Minimal

REVENUE SCHEDULE:	PRIOR	2009-10	2010-11	2011-12	2012-13	2013-14	2014-15	FUTURE	TOTAL
Secondary Gas Tax	1,700	1,700	1,700	1,700	1,700	1,700	1,700	0	11,900
FDOT Funds	1,300	1,300	1,300	1,300	1,300	1,300	1,300	0	9,100

TOTAL REVENUE:	3,000	3,000	3,000	3,000	3,000	3,000	3,000	0	21,000
-----------------------	--------------	--------------	--------------	--------------	--------------	--------------	--------------	----------	---------------

EXPENDITURE SCHEDULE:	PRIOR	2009-10	2010-11	2011-12	2012-13	2013-14	2014-15	FUTURE	TOTAL
Construction	3,000	3,000	3,000	3,000	3,000	3,000	3,000	0	21,000

TOTAL EXPENDITURES:	3,000	3,000	3,000	3,000	3,000	3,000	3,000	0	21,000
----------------------------	--------------	--------------	--------------	--------------	--------------	--------------	--------------	----------	---------------

STRATEGIC AREA: Transportation
 DEPARTMENT: Public Works

***** FUNDED PROJECTS *****
 (dollars in thousands)

STREETLIGHT RETROFIT PROJECT # 601760

DESCRIPTION: Retrofit 2,000 street lights of 6,777 remaining to meet required safety standards

LOCATION: Countywide
 Countywide

DISTRICT LOCATED: Countywide
 DISTRICT(s) SERVED: Countywide

ESTIMATED ANNUAL OPERATING IMPACT: Minimal

REVENUE SCHEDULE:	PRIOR	2009-10	2010-11	2011-12	2012-13	2013-14	2014-15	FUTURE	TOTAL
Charter County Transit System Surtax	93	0	0	0	0	0	0	0	93
PTP Bond Program	4,325	1,000	1,993	0	0	0	0	0	7,318

TOTAL REVENUE: 4,418 1,000 1,993 0 0 0 0 0 0 7,411

EXPENDITURE SCHEDULE:	PRIOR	2009-10	2010-11	2011-12	2012-13	2013-14	2014-15	FUTURE	TOTAL
Construction	4,418	1,000	1,993	0	0	0	0	0	7,411

TOTAL EXPENDITURES: 4,418 1,000 1,993 0 0 0 0 0 0 7,411

TRAFFIC CONTROL DEVICES - EQUIPMENT AND MATERIALS PROJECT # 6033051

DESCRIPTION: Replace existing traffic control devices and provide traffic signals and signs equipment

LOCATION: Countywide
 Countywide

DISTRICT LOCATED: Countywide
 DISTRICT(s) SERVED: Countywide

ESTIMATED ANNUAL OPERATING IMPACT: Minimal

REVENUE SCHEDULE:	PRIOR	2009-10	2010-11	2011-12	2012-13	2013-14	2014-15	FUTURE	TOTAL
Secondary Gas Tax	750	750	750	750	750	750	750	0	5,250

TOTAL REVENUE: 750 750 750 750 750 750 750 0 5,250

EXPENDITURE SCHEDULE:	PRIOR	2009-10	2010-11	2011-12	2012-13	2013-14	2014-15	FUTURE	TOTAL
Construction	750	750	750	750	750	750	750	0	5,250

TOTAL EXPENDITURES: 750 750 750 750 750 750 750 0 5,250

TRAFFIC CONTROL DEVICES - SIGNALIZATION ROAD IMPACT FEE DISTRICT 01 PROJECT # 6032591

DESCRIPTION: Install traffic control devices at intersections that are not currently signalized

LOCATION: Road Impact Fee District 1
 Various Sites

DISTRICT LOCATED: 6, 7, 10, 12
 DISTRICT(s) SERVED: 6, 7, 10, 12

ESTIMATED ANNUAL OPERATING IMPACT: Minimal

REVENUE SCHEDULE:	PRIOR	2009-10	2010-11	2011-12	2012-13	2013-14	2014-15	FUTURE	TOTAL
Road Impact Fees	6	0	0	0	100	0	0	0	106

TOTAL REVENUE: 6 0 0 0 100 0 0 0 106

EXPENDITURE SCHEDULE:	PRIOR	2009-10	2010-11	2011-12	2012-13	2013-14	2014-15	FUTURE	TOTAL
Construction	6	0	0	0	100	0	0	0	106

TOTAL EXPENDITURES: 6 0 0 0 100 0 0 0 106

STRATEGIC AREA: Transportation
 DEPARTMENT: Public Works

***** FUNDED PROJECTS *****
 (dollars in thousands)

TRAFFIC CONTROL DEVICES - SIGNALIZATION ROAD IMPACT FEE DISTRICT 02 PROJECT # 609080

DESCRIPTION: Install traffic control devices at intersections that are not currently signalized

LOCATION: Road Impact Fee District 2
 Various Sites

DISTRICT LOCATED: 2, 3, 4, 5, 6, 7
 DISTRICT(s) SERVED: 2, 3, 4, 5, 6, 7

ESTIMATED ANNUAL OPERATING IMPACT: Minimal

REVENUE SCHEDULE:	PRIOR	2009-10	2010-11	2011-12	2012-13	2013-14	2014-15	FUTURE	TOTAL
Road Impact Fees	19	0	0	0	100	0	0	0	119

TOTAL REVENUE:	19	0	0	0	100	0	0	0	119
----------------	----	---	---	---	-----	---	---	---	-----

EXPENDITURE SCHEDULE:	PRIOR	2009-10	2010-11	2011-12	2012-13	2013-14	2014-15	FUTURE	TOTAL
Construction	19	0	0	0	100	0	0	0	119

TOTAL EXPENDITURES:	19	0	0	0	100	0	0	0	119
---------------------	----	---	---	---	-----	---	---	---	-----

TRAFFIC CONTROL DEVICES - SIGNALIZATION ROAD IMPACT FEE DISTRICT 03 PROJECT # 604290

DESCRIPTION: Install traffic control devices at intersections that are not currently signalized

LOCATION: Road Impact Fee District 3
 Various Sites

DISTRICT LOCATED: 1, 2, 4, 12, 13
 DISTRICT(s) SERVED: 1, 2, 4, 12, 13

ESTIMATED ANNUAL OPERATING IMPACT: Minimal

REVENUE SCHEDULE:	PRIOR	2009-10	2010-11	2011-12	2012-13	2013-14	2014-15	FUTURE	TOTAL
Road Impact Fees	0	515	425	542	460	92	0	0	2,034

TOTAL REVENUE:	0	515	425	542	460	92	0	0	2,034
----------------	---	-----	-----	-----	-----	----	---	---	-------

EXPENDITURE SCHEDULE:	PRIOR	2009-10	2010-11	2011-12	2012-13	2013-14	2014-15	FUTURE	TOTAL
Construction	0	515	425	542	460	92	0	0	2,034

TOTAL EXPENDITURES:	0	515	425	542	460	92	0	0	2,034
---------------------	---	-----	-----	-----	-----	----	---	---	-------

TRAFFIC CONTROL DEVICES - SIGNALIZATION ROAD IMPACT FEE DISTRICT 04 PROJECT # 606340

DESCRIPTION: Install traffic control devices at intersections that are not currently signalized

LOCATION: Road Impact Fee District 4
 Road Impact Fee District 4

DISTRICT LOCATED: 9, 10, 11, 12
 DISTRICT(s) SERVED: 9, 10, 11, 12

ESTIMATED ANNUAL OPERATING IMPACT: Minimal

REVENUE SCHEDULE:	PRIOR	2009-10	2010-11	2011-12	2012-13	2013-14	2014-15	FUTURE	TOTAL
Road Impact Fees	0	3	3	38	69	69	0	0	182

TOTAL REVENUE:	0	3	3	38	69	69	0	0	182
----------------	---	---	---	----	----	----	---	---	-----

EXPENDITURE SCHEDULE:	PRIOR	2009-10	2010-11	2011-12	2012-13	2013-14	2014-15	FUTURE	TOTAL
Construction	0	3	3	38	69	69	0	0	182

TOTAL EXPENDITURES:	0	3	3	38	69	69	0	0	182
---------------------	---	---	---	----	----	----	---	---	-----

STRATEGIC AREA: Transportation
 DEPARTMENT: Public Works

***** FUNDED PROJECTS *****
 (dollars in thousands)

TRAFFIC CONTROL DEVICES - SIGNALIZATION ROAD IMPACT FEE DISTRICT 05 PROJECT # 601530

DESCRIPTION: Install traffic control devices at intersections that are not currently signalized

LOCATION: Road Impact Fee District 5
 Various Sites

DISTRICT LOCATED: 7, 8, 9, 10, 11
 DISTRICT(s) SERVED: 7, 8, 9, 10, 11

ESTIMATED ANNUAL OPERATING IMPACT: Minimal

REVENUE SCHEDULE:	PRIOR	2009-10	2010-11	2011-12	2012-13	2013-14	2014-15	FUTURE	TOTAL
Road Impact Fees	139	335	513	513	513	513	0	513	3,039

TOTAL REVENUE:	139	335	513	513	513	513	0	513	3,039
----------------	-----	-----	-----	-----	-----	-----	---	-----	-------

EXPENDITURE SCHEDULE:	PRIOR	2009-10	2010-11	2011-12	2012-13	2013-14	2014-15	FUTURE	TOTAL
Construction	139	335	513	513	513	513	0	513	3,039

TOTAL EXPENDITURES:	139	335	513	513	513	513	0	513	3,039
---------------------	-----	-----	-----	-----	-----	-----	---	-----	-------

TRAFFIC CONTROL DEVICES - SIGNALIZATION ROAD IMPACT FEE DISTRICT 06 PROJECT # 606280

DESCRIPTION: Install traffic control devices at intersections that are not currently signalized

LOCATION: Road Impact Fee District 6
 Various Sites

DISTRICT LOCATED: 8, 9
 DISTRICT(s) SERVED: 8, 9

ESTIMATED ANNUAL OPERATING IMPACT: Minimal

REVENUE SCHEDULE:	PRIOR	2009-10	2010-11	2011-12	2012-13	2013-14	2014-15	FUTURE	TOTAL
Road Impact Fees	57	149	147	43	147	147	0	0	690

TOTAL REVENUE:	57	149	147	43	147	147	0	0	690
----------------	----	-----	-----	----	-----	-----	---	---	-----

EXPENDITURE SCHEDULE:	PRIOR	2009-10	2010-11	2011-12	2012-13	2013-14	2014-15	FUTURE	TOTAL
Construction	57	149	147	43	147	147	0	0	690

TOTAL EXPENDITURES:	57	149	147	43	147	147	0	0	690
---------------------	----	-----	-----	----	-----	-----	---	---	-----

TRAFFIC CONTROL DEVICES - SIGNALIZATION ROAD IMPACT FEE DISTRICT 08 PROJECT # 603230

DESCRIPTION: Install traffic control devices at intersections that are not currently signalized

LOCATION: Road Impact Fee District 8
 Various Sites

DISTRICT LOCATED: 4, 5, 7
 DISTRICT(s) SERVED: 4, 5, 7

ESTIMATED ANNUAL OPERATING IMPACT: Minimal

REVENUE SCHEDULE:	PRIOR	2009-10	2010-11	2011-12	2012-13	2013-14	2014-15	FUTURE	TOTAL
Road Impact Fees	1,773	295	231	231	231	231	0	0	2,992

TOTAL REVENUE:	1,773	295	231	231	231	231	0	0	2,992
----------------	-------	-----	-----	-----	-----	-----	---	---	-------

EXPENDITURE SCHEDULE:	PRIOR	2009-10	2010-11	2011-12	2012-13	2013-14	2014-15	FUTURE	TOTAL
Construction	1,773	295	231	231	231	231	0	0	2,992

TOTAL EXPENDITURES:	1,773	295	231	231	231	231	0	0	2,992
---------------------	-------	-----	-----	-----	-----	-----	---	---	-------

STRATEGIC AREA: Transportation
 DEPARTMENT: Public Works

***** FUNDED PROJECTS *****
 (dollars in thousands)

TRAFFIC CONTROL DEVICES - SIGNALIZATION ROAD IMPACT FEE DISTRICT 09 PROJECT # 602330

DESCRIPTION: Install traffic control devices at intersections that are not currently signalized

LOCATION: Road Impact Fee District 9
 Various Sites

DISTRICT LOCATED: 2, 6, 12, 13
 DISTRICT(s) SERVED: 2, 6, 12, 13

ESTIMATED ANNUAL OPERATING IMPACT: Minimal

REVENUE SCHEDULE:	PRIOR	2009-10	2010-11	2011-12	2012-13	2013-14	2014-15	FUTURE	TOTAL
Road Impact Fees	35	35	35	35	35	0	0	0	175

TOTAL REVENUE:	35	35	35	35	35	0	0	0	175
----------------	----	----	----	----	----	---	---	---	-----

EXPENDITURE SCHEDULE:	PRIOR	2009-10	2010-11	2011-12	2012-13	2013-14	2014-15	FUTURE	TOTAL
Construction	35	35	35	35	35	0	0	0	175

TOTAL EXPENDITURES:	35	35	35	35	35	0	0	0	175
---------------------	----	----	----	----	----	---	---	---	-----

TRAFFIC SIGNAL LOOP REPAIRS PROJECT # 6010780

DESCRIPTION: Repair traffic signal and sign loops

LOCATION: Various Sites
 Various Sites

DISTRICT LOCATED: Countywide
 DISTRICT(s) SERVED: Countywide

ESTIMATED ANNUAL OPERATING IMPACT: Minimal

REVENUE SCHEDULE:	PRIOR	2009-10	2010-11	2011-12	2012-13	2013-14	2014-15	FUTURE	TOTAL
Secondary Gas Tax	500	500	500	500	500	500	500	0	3,500

TOTAL REVENUE:	500	500	500	500	500	500	500	0	3,500
----------------	-----	-----	-----	-----	-----	-----	-----	---	-------

EXPENDITURE SCHEDULE:	PRIOR	2009-10	2010-11	2011-12	2012-13	2013-14	2014-15	FUTURE	TOTAL
Construction	500	500	500	500	500	500	500	0	3,500

TOTAL EXPENDITURES:	500	500	500	500	500	500	500	0	3,500
---------------------	-----	-----	-----	-----	-----	-----	-----	---	-------

TRAFFIC SIGNAL MATERIALS PROJECT # 605680

DESCRIPTION: Replace existing traffic signals and signs

LOCATION: Countywide
 Countywide

DISTRICT LOCATED: Countywide
 DISTRICT(s) SERVED: Countywide

ESTIMATED ANNUAL OPERATING IMPACT: Minimal

REVENUE SCHEDULE:	PRIOR	2009-10	2010-11	2011-12	2012-13	2013-14	2014-15	FUTURE	TOTAL
Secondary Gas Tax	600	600	600	600	600	600	600	0	4,200

TOTAL REVENUE:	600	600	600	600	600	600	600	0	4,200
----------------	-----	-----	-----	-----	-----	-----	-----	---	-------

EXPENDITURE SCHEDULE:	PRIOR	2009-10	2010-11	2011-12	2012-13	2013-14	2014-15	FUTURE	TOTAL
Construction	600	600	600	600	600	600	600	0	4,200

TOTAL EXPENDITURES:	600	600	600	600	600	600	600	0	4,200
---------------------	-----	-----	-----	-----	-----	-----	-----	---	-------

STRATEGIC AREA: Transportation
 DEPARTMENT: Public Works

***** FUNDED PROJECTS *****
 (dollars in thousands)

TRAFFIC STUDY ALONG SW 102 AVENUE AT TAMIAMI CANAL

PROJECT # 607720

DESCRIPTION: Prepare traffic study

LOCATION: SW 102 Ave at Tamiami Canal
 Unincorporated Miami-Dade County

DISTRICT LOCATED: Unincorporated Municipal Service Area
 DISTRICT(s) SERVED: Not Applicable

ESTIMATED ANNUAL OPERATING IMPACT: Minimal

REVENUE SCHEDULE:	PRIOR	2009-10	2010-11	2011-12	2012-13	2013-14	2014-15	FUTURE	TOTAL
Road Impact Fees	0	0	0	0	0	100	0	0	100

TOTAL REVENUE:	0	0	0	0	0	100	0	0	100
----------------	---	---	---	---	---	-----	---	---	-----

EXPENDITURE SCHEDULE:	PRIOR	2009-10	2010-11	2011-12	2012-13	2013-14	2014-15	FUTURE	TOTAL
Planning and Design	0	0	0	0	0	100	0	0	100

TOTAL EXPENDITURES:	0	0	0	0	0	100	0	0	100
---------------------	---	---	---	---	---	-----	---	---	-----

TRAFFIC STUDY ALONG SW 82 AVENUE AND TAMIAMI CANAL

PROJECT # 607390

DESCRIPTION: Prepare traffic study

LOCATION: NW 82 Ave and Tamiami Canal
 Unincorporated Miami-Dade County

DISTRICT LOCATED: Unincorporated Municipal Service Area
 DISTRICT(s) SERVED: Not Applicable

ESTIMATED ANNUAL OPERATING IMPACT: Minimal

REVENUE SCHEDULE:	PRIOR	2009-10	2010-11	2011-12	2012-13	2013-14	2014-15	FUTURE	TOTAL
Road Impact Fees	0	0	0	0	0	100	0	0	100

TOTAL REVENUE:	0	0	0	0	0	100	0	0	100
----------------	---	---	---	---	---	-----	---	---	-----

EXPENDITURE SCHEDULE:	PRIOR	2009-10	2010-11	2011-12	2012-13	2013-14	2014-15	FUTURE	TOTAL
Planning and Design	0	0	0	0	0	100	0	0	100

TOTAL EXPENDITURES:	0	0	0	0	0	100	0	0	100
---------------------	---	---	---	---	---	-----	---	---	-----

STRATEGIC AREA: Transportation
 DEPARTMENT: Seaport

***** FUNDED PROJECTS *****
 (dollars in thousands)

Cargo Facilities Improvements

CONTAINER YARD IMPROVEMENTS - A.P. MOELLER - MAERSK (APM)

PROJECT # 645520

DESCRIPTION: Improve container yard as required with proposed new tenant Terminal Agreement

LOCATION: Dante B. Fascell Port of Miami-Dade
 City of Miami

DISTRICT LOCATED: 5
 DISTRICT(s) SERVED: Countywide

ESTIMATED ANNUAL OPERATING IMPACT: Minimal

REVENUE SCHEDULE:	PRIOR	2009-10	2010-11	2011-12	2012-13	2013-14	2014-15	FUTURE	TOTAL
Seaport Bonds/Loans	0	1,000	3,000	3,000	3,000	3,000	3,000	0	16,000

TOTAL REVENUE:	0	1,000	3,000	3,000	3,000	3,000	3,000	0	16,000
-----------------------	----------	--------------	--------------	--------------	--------------	--------------	--------------	----------	---------------

EXPENDITURE SCHEDULE:	PRIOR	2009-10	2010-11	2011-12	2012-13	2013-14	2014-15	FUTURE	TOTAL
Construction	0	1,000	3,000	3,000	3,000	3,000	3,000	0	16,000

TOTAL EXPENDITURES:	0	1,000	3,000	3,000	3,000	3,000	3,000	0	16,000
----------------------------	----------	--------------	--------------	--------------	--------------	--------------	--------------	----------	---------------

CONTAINER YARD IMPROVEMENTS - SEABOARD

PROJECT # 644520

DESCRIPTION: Implement container yard improvements in Port terminal area for drainage and bulkhead improvements

LOCATION: Dante B. Fascell Port of Miami-Dade
 City of Miami

DISTRICT LOCATED: 5
 DISTRICT(s) SERVED: Countywide

ESTIMATED ANNUAL OPERATING IMPACT: Minimal

REVENUE SCHEDULE:	PRIOR	2009-10	2010-11	2011-12	2012-13	2013-14	2014-15	FUTURE	TOTAL
FEMA Reimbursements	2,599	0	0	0	0	0	0	0	2,599
FDOT Funds	6,600	3,300	1,900	1,840	0	0	0	0	13,640
Seaport Bonds/Loans	9,456	6,716	2,920	2,980	4,820	4,820	0	0	31,712

TOTAL REVENUE:	18,655	10,016	4,820	4,820	4,820	4,820	0	0	47,951
-----------------------	---------------	---------------	--------------	--------------	--------------	--------------	----------	----------	---------------

EXPENDITURE SCHEDULE:	PRIOR	2009-10	2010-11	2011-12	2012-13	2013-14	2014-15	FUTURE	TOTAL
Construction	18,655	10,016	4,820	4,820	4,820	4,820	0	0	47,951

TOTAL EXPENDITURES:	18,655	10,016	4,820	4,820	4,820	4,820	0	0	47,951
----------------------------	---------------	---------------	--------------	--------------	--------------	--------------	----------	----------	---------------

CONTAINER YARD STORMCEPTOR

PROJECT # 649130

DESCRIPTION: Construct drainage upgrades to prevent drainage related problems in APM Container Yard

LOCATION: Dante B. Fascell Port of Miami-Dade
 City of Miami

DISTRICT LOCATED: 5
 DISTRICT(s) SERVED: Countywide

ESTIMATED ANNUAL OPERATING IMPACT: Minimal

REVENUE SCHEDULE:	PRIOR	2009-10	2010-11	2011-12	2012-13	2013-14	2014-15	FUTURE	TOTAL
Seaport Bonds/Loans	1,400	100	0	0	0	0	0	0	1,500

TOTAL REVENUE:	1,400	100	0	0	0	0	0	0	1,500
-----------------------	--------------	------------	----------	----------	----------	----------	----------	----------	--------------

EXPENDITURE SCHEDULE:	PRIOR	2009-10	2010-11	2011-12	2012-13	2013-14	2014-15	FUTURE	TOTAL
Construction	1,400	100	0	0	0	0	0	0	1,500

TOTAL EXPENDITURES:	1,400	100	0	0	0	0	0	0	1,500
----------------------------	--------------	------------	----------	----------	----------	----------	----------	----------	--------------

STRATEGIC AREA: Transportation
 DEPARTMENT: Seaport

***** FUNDED PROJECTS *****
 (dollars in thousands)

GANTRY BERTH REINFORCEMENTS

PROJECT # 643560

DESCRIPTION: Reinforce gantry crane area for the purchase of two new cranes to be purchased in FY 2009-10

LOCATION: Dante B. Fascell Port of Miami-Dade
 City of Miami

DISTRICT LOCATED: 5
 DISTRICT(s) SERVED: Countywide

ESTIMATED ANNUAL OPERATING IMPACT: Minimal

REVENUE SCHEDULE:	PRIOR	2009-10	2010-11	2011-12	2012-13	2013-14	2014-15	FUTURE	TOTAL
Seaport Bonds/Loans	0	1,000	5,000	0	0	0	0	0	6,000

TOTAL REVENUE:	0	1,000	5,000	0	0	0	0	0	6,000
-----------------------	----------	--------------	--------------	----------	----------	----------	----------	----------	--------------

EXPENDITURE SCHEDULE:	PRIOR	2009-10	2010-11	2011-12	2012-13	2013-14	2014-15	FUTURE	TOTAL
Construction	0	1,000	5,000	0	0	0	0	0	6,000

TOTAL EXPENDITURES:	0	1,000	5,000	0	0	0	0	0	6,000
----------------------------	----------	--------------	--------------	----------	----------	----------	----------	----------	--------------

GANTRY CRANE ELECTRIFICATION

PROJECT # 645320



DESCRIPTION: Electrify remaining four gantry cranes to save fuel and gain efficiency and reliability

LOCATION: Dante B. Fascell Port of Miami-Dade
 City of Miami

DISTRICT LOCATED: 5
 DISTRICT(s) SERVED: Countywide

ESTIMATED ANNUAL OPERATING IMPACT: \$-500

REVENUE SCHEDULE:	PRIOR	2009-10	2010-11	2011-12	2012-13	2013-14	2014-15	FUTURE	TOTAL
Seaport Bonds/Loans	550	1,324	1,324	1,324	1,324	0	0	0	5,846

TOTAL REVENUE:	550	1,324	1,324	1,324	1,324	0	0	0	5,846
-----------------------	------------	--------------	--------------	--------------	--------------	----------	----------	----------	--------------

EXPENDITURE SCHEDULE:	PRIOR	2009-10	2010-11	2011-12	2012-13	2013-14	2014-15	FUTURE	TOTAL
Construction	550	1,324	1,324	1,324	1,324	0	0	0	5,846

TOTAL EXPENDITURES:	550	1,324	1,324	1,324	1,324	0	0	0	5,846
----------------------------	------------	--------------	--------------	--------------	--------------	----------	----------	----------	--------------

GANTRY CRANE REFURBISHMENT AND UPGRADE

PROJECT # 646440

DESCRIPTION: Refurbish and upgrade current inventory of nine gantry cranes by removing corrosion and performing required maintenance

LOCATION: Dante B. Fascell Port of Miami-Dade
 City of Miami

DISTRICT LOCATED: 5
 DISTRICT(s) SERVED: Countywide

ESTIMATED ANNUAL OPERATING IMPACT: Minimal

REVENUE SCHEDULE:	PRIOR	2009-10	2010-11	2011-12	2012-13	2013-14	2014-15	FUTURE	TOTAL
Seaport Bonds/Loans	1,000	1,000	0	0	0	0	0	0	2,000

TOTAL REVENUE:	1,000	1,000	0	0	0	0	0	0	2,000
-----------------------	--------------	--------------	----------	----------	----------	----------	----------	----------	--------------

EXPENDITURE SCHEDULE:	PRIOR	2009-10	2010-11	2011-12	2012-13	2013-14	2014-15	FUTURE	TOTAL
Construction	1,000	1,000	0	0	0	0	0	0	2,000

TOTAL EXPENDITURES:	1,000	1,000	0	0	0	0	0	0	2,000
----------------------------	--------------	--------------	----------	----------	----------	----------	----------	----------	--------------

STRATEGIC AREA: Transportation
 DEPARTMENT: Seaport

***** FUNDED PROJECTS *****
 (dollars in thousands)

Equipment Acquisition

GANTRY CONTAINER CRANES 13 AND 14

PROJECT # 6433531



DESCRIPTION: Purchase, erect, and install two Super Post-Panamax Container gantry cranes to bring the inventory of gantry cranes to 11 to meet growth targets

LOCATION: Dante B. Fascell Port of Miami-Dade
 City of Miami

DISTRICT LOCATED: 5
 DISTRICT(s) SERVED: Countywide

ESTIMATED ANNUAL OPERATING IMPACT: \$625

REVENUE SCHEDULE:	PRIOR	2009-10	2010-11	2011-12	2012-13	2013-14	2014-15	FUTURE	TOTAL
Seaport Bonds/Loans	1,033	2,000	11,000	11,000	0	0	0	0	25,033
TOTAL REVENUE:	1,033	2,000	11,000	11,000	0	0	0	0	25,033
EXPENDITURE SCHEDULE:	PRIOR	2009-10	2010-11	2011-12	2012-13	2013-14	2014-15	FUTURE	TOTAL
Equipment Acquisition	1,033	2,000	11,000	11,000	0	0	0	0	25,033
TOTAL EXPENDITURES:	1,033	2,000	11,000	11,000	0	0	0	0	25,033

Passenger Facilities Improvements

CRUISE TERMINAL B AND C IMPROVEMENTS

PROJECT # 6432900

DESCRIPTION: Construct improvements and upgrades to Terminals B and C

LOCATION: Dante B. Fascell Port of Miami-Dade
 City of Miami

DISTRICT LOCATED: 5
 DISTRICT(s) SERVED: Countywide

ESTIMATED ANNUAL OPERATING IMPACT: \$22

REVENUE SCHEDULE:	PRIOR	2009-10	2010-11	2011-12	2012-13	2013-14	2014-15	FUTURE	TOTAL
FEMA Reimbursements	2,802	0	0	0	0	0	0	0	2,802
FDOT Funds	4,000	0	0	0	0	0	0	0	4,000
Seaport Bonds/Loans	6,506	1,434	0	0	0	0	0	0	7,940
TOTAL REVENUE:	13,308	1,434	0	0	0	0	0	0	14,742
EXPENDITURE SCHEDULE:	PRIOR	2009-10	2010-11	2011-12	2012-13	2013-14	2014-15	FUTURE	TOTAL
Construction	13,308	1,434	0	0	0	0	0	0	14,742
TOTAL EXPENDITURES:	13,308	1,434	0	0	0	0	0	0	14,742

CRUISE TERMINALS D AND E FINALIZATION

PROJECT # 645220

DESCRIPTION: Provide funding for settlement payments for finalization of drainage and retrofit of walkways/runways for Terminals D and E

LOCATION: Dante B. Fascell Port of Miami-Dade
 City of Miami

DISTRICT LOCATED: 5
 DISTRICT(s) SERVED: Countywide

ESTIMATED ANNUAL OPERATING IMPACT: Minimal

REVENUE SCHEDULE:	PRIOR	2009-10	2010-11	2011-12	2012-13	2013-14	2014-15	FUTURE	TOTAL
Seaport Bonds/Loans	1,114	100	0	0	0	0	0	0	1,214
TOTAL REVENUE:	1,114	100	0	0	0	0	0	0	1,214
EXPENDITURE SCHEDULE:	PRIOR	2009-10	2010-11	2011-12	2012-13	2013-14	2014-15	FUTURE	TOTAL
Construction	1,114	100	0	0	0	0	0	0	1,214
TOTAL EXPENDITURES:	1,114	100	0	0	0	0	0	0	1,214

STRATEGIC AREA: Transportation
 DEPARTMENT: Seaport

***** FUNDED PROJECTS *****
 (dollars in thousands)

CRUISE TERMINALS D AND E UPGRADES FOR NEW SERVICE PROJECT # 644710

DESCRIPTION: Upgrade terminals to berth new class of ship in order to meet future growth demands

LOCATION: Dante B. Fascell Port of Miami-Dade
 City of Miami

DISTRICT LOCATED: 5
 DISTRICT(s) SERVED: Countywide

ESTIMATED ANNUAL OPERATING IMPACT: Minimal

REVENUE SCHEDULE:	PRIOR	2009-10	2010-11	2011-12	2012-13	2013-14	2014-15	FUTURE	TOTAL
Seaport Bonds/Loans	1,810	4,704	0	0	0	0	0	0	6,514
FDOT-County Incentive Grant Program	1,670	0	0	0	0	0	0	0	1,670

TOTAL REVENUE: 3,480 4,704 0 0 0 0 0 0 0 8,184

EXPENDITURE SCHEDULE:	PRIOR	2009-10	2010-11	2011-12	2012-13	2013-14	2014-15	FUTURE	TOTAL
Construction	3,480	4,704	0	0	0	0	0	0	8,184

TOTAL EXPENDITURES: 3,480 4,704 0 0 0 0 0 0 0 8,184

Port Facility Improvements

CONSTRUCTION SUPERVISION PROJECT # 6430061

DESCRIPTION: Provide supervision of on-going construction projects at the Port

LOCATION: Dante B. Fascell Port of Miami-Dade
 City of Miami

DISTRICT LOCATED: 5
 DISTRICT(s) SERVED: Countywide


ESTIMATED ANNUAL OPERATING IMPACT: Minimal

REVENUE SCHEDULE:	PRIOR	2009-10	2010-11	2011-12	2012-13	2013-14	2014-15	FUTURE	TOTAL
Seaport Bonds/Loans	4,757	4,900	4,900	4,900	4,900	4,900	4,900	0	34,157

TOTAL REVENUE: 4,757 4,900 4,900 4,900 4,900 4,900 4,900 0 34,157

EXPENDITURE SCHEDULE:	PRIOR	2009-10	2010-11	2011-12	2012-13	2013-14	2014-15	FUTURE	TOTAL
Construction Management	4,757	4,900	4,900	4,900	4,900	4,900	4,900	0	34,157

TOTAL EXPENDITURES: 4,757 4,900 4,900 4,900 4,900 4,900 4,900 0 34,157

ELECTRICAL FEEDER SYSTEM UPGRADE PROJECT # 643080 

DESCRIPTION: Improve and upgrade Port electrical system for expanded operations

LOCATION: Dante B. Bascell Port of Miami-Dade
 City of Miami

DISTRICT LOCATED: 5
 DISTRICT(s) SERVED: Countywide

ESTIMATED ANNUAL OPERATING IMPACT: Minimal

REVENUE SCHEDULE:	PRIOR	2009-10	2010-11	2011-12	2012-13	2013-14	2014-15	FUTURE	TOTAL
Seaport Bonds/Loans	0	0	3,000	0	0	0	0	0	3,000

TOTAL REVENUE: 0 0 3,000 0 0 0 0 0 0 3,000

EXPENDITURE SCHEDULE:	PRIOR	2009-10	2010-11	2011-12	2012-13	2013-14	2014-15	FUTURE	TOTAL
Construction	0	0	3,000	0	0	0	0	0	3,000

TOTAL EXPENDITURES: 0 0 3,000 0 0 0 0 0 0 3,000

STRATEGIC AREA: Transportation
 DEPARTMENT: Seaport

***** FUNDED PROJECTS *****
 (dollars in thousands)

FENDER REPLACEMENTS

PROJECT # 642380

DESCRIPTION: Install replacement fenders to curb damage in gantry area

LOCATION: Dante B. Facell Port of Miami-Dade
 City of Miami

DISTRICT LOCATED: 5
 DISTRICT(s) SERVED: Countywide

ESTIMATED ANNUAL OPERATING IMPACT: Minimal

REVENUE SCHEDULE:	PRIOR	2009-10	2010-11	2011-12	2012-13	2013-14	2014-15	FUTURE	TOTAL
Seaport Bonds/Loans	474	220	0	0	0	0	0	0	694

TOTAL REVENUE:	474	220	0	0	0	0	0	0	694
----------------	-----	-----	---	---	---	---	---	---	-----

EXPENDITURE SCHEDULE:	PRIOR	2009-10	2010-11	2011-12	2012-13	2013-14	2014-15	FUTURE	TOTAL
Construction	474	220	0	0	0	0	0	0	694

TOTAL EXPENDITURES:	474	220	0	0	0	0	0	0	694
---------------------	-----	-----	---	---	---	---	---	---	-----

INFRASTRUCTURE IMPROVEMENTS

PROJECT # 645430



DESCRIPTION: Update and improve various infrastructure portions of the Port

LOCATION: Dante B. Fascell Port of Miami-Dade
 City of Miami

DISTRICT LOCATED: 5
 DISTRICT(s) SERVED: Countywide

ESTIMATED ANNUAL OPERATING IMPACT: Minimal

REVENUE SCHEDULE:	PRIOR	2009-10	2010-11	2011-12	2012-13	2013-14	2014-15	FUTURE	TOTAL
Seaport Bonds/Loans	21,190	2,500	1,000	1,000	1,000	1,000	1,000	0	28,690

TOTAL REVENUE:	21,190	2,500	1,000	1,000	1,000	1,000	1,000	0	28,690
----------------	--------	-------	-------	-------	-------	-------	-------	---	--------

EXPENDITURE SCHEDULE:	PRIOR	2009-10	2010-11	2011-12	2012-13	2013-14	2014-15	FUTURE	TOTAL
Construction	21,190	2,500	1,000	1,000	1,000	1,000	1,000	0	28,690

TOTAL EXPENDITURES:	21,190	2,500	1,000	1,000	1,000	1,000	1,000	0	28,690
---------------------	--------	-------	-------	-------	-------	-------	-------	---	--------

PARKING GARAGE TERMINAL D

PROJECT # 643320

DESCRIPTION: Construct parking garage for Terminal D as part of tenant agreement

LOCATION: Dante B. Fascell Port of Miami-Dade
 City of Miami

DISTRICT LOCATED: 5
 DISTRICT(s) SERVED: Countywide

ESTIMATED ANNUAL OPERATING IMPACT: Minimal

REVENUE SCHEDULE:	PRIOR	2009-10	2010-11	2011-12	2012-13	2013-14	2014-15	FUTURE	TOTAL
FDOT Funds	4,425	0	0	0	0	0	0	0	4,425
Seaport Bonds/Loans	7,195	1,538	0	0	0	0	0	0	8,733

TOTAL REVENUE:	11,620	1,538	0	0	0	0	0	0	13,158
----------------	--------	-------	---	---	---	---	---	---	--------

EXPENDITURE SCHEDULE:	PRIOR	2009-10	2010-11	2011-12	2012-13	2013-14	2014-15	FUTURE	TOTAL
Planning and Design	190	0	0	0	0	0	0	0	190
Construction	11,430	1,382	0	0	0	0	0	0	12,812
Art Allowance	0	156	0	0	0	0	0	0	156

TOTAL EXPENDITURES:	11,620	1,538	0	0	0	0	0	0	13,158
---------------------	--------	-------	---	---	---	---	---	---	--------

STRATEGIC AREA: Transportation
DEPARTMENT: Seaport

***** FUNDED PROJECTS *****
(dollars in thousands)

RIPRAP IMPROVEMENTS TO PILOT HOUSE AREA

PROJECT # 646670

DESCRIPTION: Reinforce bulkhead area around southern point of Lummus Island to prevent erosion

LOCATION: Dante B. Fascell Port of Miami-Dade
City of Miami

DISTRICT LOCATED: 5
DISTRICT(s) SERVED: Countywide

ESTIMATED ANNUAL OPERATING IMPACT: Minimal

REVENUE SCHEDULE:	PRIOR	2009-10	2010-11	2011-12	2012-13	2013-14	2014-15	FUTURE	TOTAL
FEMA Hazard Mitigation Grant	350	130	0	0	0	0	0	0	480
Seaport Bonds/Loans	118	1,758	0	0	0	0	0	0	1,876

TOTAL REVENUE: 468 1,888 0 0 0 0 0 0 0 2,356

EXPENDITURE SCHEDULE:	PRIOR	2009-10	2010-11	2011-12	2012-13	2013-14	2014-15	FUTURE	TOTAL
Construction	468	1,888	0	0	0	0	0	0	2,356

TOTAL EXPENDITURES: 468 1,888 0 0 0 0 0 0 0 2,356

SEAPORT TUNNEL

PROJECT # 649870

DESCRIPTION: Provide local matching funds to the Florida Department of Transportation project to construct a tunnel connecting the Dante B. Fascell Port of Miami-Dade to the mainland to ease traffic congestion in Downtown Miami

LOCATION: Dante B. Facell Port of Miami-Dade
City of Miami

DISTRICT LOCATED: 5
DISTRICT(s) SERVED: Countywide

ESTIMATED ANNUAL OPERATING IMPACT: Minimal

REVENUE SCHEDULE:	PRIOR	2009-10	2010-11	2011-12	2012-13	2013-14	2014-15	FUTURE	TOTAL
Seaport Bonds/Loans	0	0	0	0	0	43,500	0	0	43,500
Building Better Communities GOB Program	100,000	0	0	0	0	0	0	0	100,000

TOTAL REVENUE: 100,000 0 0 0 0 0 43,500 0 0 143,500

EXPENDITURE SCHEDULE:	PRIOR	2009-10	2010-11	2011-12	2012-13	2013-14	2014-15	FUTURE	TOTAL
Construction	0	0	100,000	0	0	43,500	0	0	143,500

TOTAL EXPENDITURES: 0 0 100,000 0 0 0 43,500 0 0 143,500

SOUTH WHARF ACCESS ROAD

PROJECT # 647080

DESCRIPTION: Construct access road to interface with Main Cargo Gates

LOCATION: Dante B. Fascell Port of Miami-Dade
City of Miami

DISTRICT LOCATED: 5
DISTRICT(s) SERVED: Countywide

ESTIMATED ANNUAL OPERATING IMPACT: Minimal

REVENUE SCHEDULE:	PRIOR	2009-10	2010-11	2011-12	2012-13	2013-14	2014-15	FUTURE	TOTAL
Seaport Bonds/Loans	0	500	0	0	0	0	0	0	500

TOTAL REVENUE: 0 500 0 0 0 0 0 0 0 500


EXPENDITURE SCHEDULE:	PRIOR	2009-10	2010-11	2011-12	2012-13	2013-14	2014-15	FUTURE	TOTAL
Construction	0	500	0	0	0	0	0	0	500

TOTAL EXPENDITURES: 0 500 0 0 0 0 0 0 0 500

STRATEGIC AREA: Transportation
 DEPARTMENT: Seaport

***** FUNDED PROJECTS *****
 (dollars in thousands)

WASTEWATER TRANSMISSION IMPROVEMENTS

PROJECT # 647160 

DESCRIPTION: Upgrade the Port's water and wastewater system to bring up to new standards

LOCATION: Dante B. Fascell Port of Miami-Dade
 City of Miami

DISTRICT LOCATED: 5
 DISTRICT(S) SERVED: Countywide

ESTIMATED ANNUAL OPERATING IMPACT: Minimal

REVENUE SCHEDULE:	PRIOR	2009-10	2010-11	2011-12	2012-13	2013-14	2014-15	FUTURE	TOTAL
Seaport Bonds/Loans	0	500	2,500	6,000	2,000	3,000	0	0	14,000

TOTAL REVENUE:	0	500	2,500	6,000	2,000	3,000	0	0	14,000
-----------------------	----------	------------	--------------	--------------	--------------	--------------	----------	----------	---------------

EXPENDITURE SCHEDULE:	PRIOR	2009-10	2010-11	2011-12	2012-13	2013-14	2014-15	FUTURE	TOTAL
Construction	0	500	2,500	6,000	2,000	3,000	0	0	14,000

TOTAL EXPENDITURES:	0	500	2,500	6,000	2,000	3,000	0	0	14,000
----------------------------	----------	------------	--------------	--------------	--------------	--------------	----------	----------	---------------

Seaport Dredging

DREDGE III

PROJECT # 649730

DESCRIPTION: Dredge southern part of Lummus Island to a depth of 50 feet allowing port capacity for larger ships

LOCATION: Dante B. Fascell Port of Miami-Dade
 City of Miami

DISTRICT LOCATED: 5
 DISTRICT(S) SERVED: Countywide

ESTIMATED ANNUAL OPERATING IMPACT: Minimal

REVENUE SCHEDULE:	PRIOR	2009-10	2010-11	2011-12	2012-13	2013-14	2014-15	FUTURE	TOTAL
Army Corps of Engineers	2,800	0	2,142	16,372	16,372	17,598	17,597	0	72,881
FDOT Funds	550	0	0	0	0	1,840	1,840	0	4,230
Seaport Bonds/Loans	550	0	1,428	19,299	19,299	19,299	19,299	0	79,174

TOTAL REVENUE:	3,900	0	3,570	35,671	35,671	38,737	38,736	0	156,285
-----------------------	--------------	----------	--------------	---------------	---------------	---------------	---------------	----------	----------------

EXPENDITURE SCHEDULE:	PRIOR	2009-10	2010-11	2011-12	2012-13	2013-14	2014-15	FUTURE	TOTAL
Planning and Design	3,900	0	0	0	0	0	0	0	3,900
Construction	0	0	3,570	35,671	35,671	38,737	38,736	0	152,385

TOTAL EXPENDITURES:	3,900	0	3,570	35,671	35,671	38,737	38,736	0	156,285
----------------------------	--------------	----------	--------------	---------------	---------------	---------------	---------------	----------	----------------

DREDGE III BULKHEAD STRENGTHENING

PROJECT # 647710

DESCRIPTION: Strengthen Port bulkhead areas for Dredge III project

LOCATION: Dante B. Fascell Port of Miami-Dade
 City of Miami

DISTRICT LOCATED: 5
 DISTRICT(S) SERVED: Countywide

ESTIMATED ANNUAL OPERATING IMPACT: Minimal

REVENUE SCHEDULE:	PRIOR	2009-10	2010-11	2011-12	2012-13	2013-14	2014-15	FUTURE	TOTAL
FDOT Funds	0	550	0	0	1,840	0	0	0	2,390
Seaport Bonds/Loans	0	1,250	0	12,100	10,100	0	0	0	23,450

TOTAL REVENUE:	0	1,800	0	12,100	11,940	0	0	0	25,840
-----------------------	----------	--------------	----------	---------------	---------------	----------	----------	----------	---------------


EXPENDITURE SCHEDULE:	PRIOR	2009-10	2010-11	2011-12	2012-13	2013-14	2014-15	FUTURE	TOTAL
Construction	0	1,800	0	12,100	11,940	0	0	0	25,840

TOTAL EXPENDITURES:	0	1,800	0	12,100	11,940	0	0	0	25,840
----------------------------	----------	--------------	----------	---------------	---------------	----------	----------	----------	---------------

STRATEGIC AREA: Transportation
 DEPARTMENT: Seaport

***** FUNDED PROJECTS *****
 (dollars in thousands)

DREDGING - PHASE II MITIGATION

PROJECT # 6432030 

DESCRIPTION: Plant 45 acres of mangroves to mitigate Phase II dredging violations

LOCATION: Oleta River
 North Miami

DISTRICT LOCATED: 4
 DISTRICT(s) SERVED: Countywide

ESTIMATED ANNUAL OPERATING IMPACT: Minimal

REVENUE SCHEDULE:	PRIOR	2009-10	2010-11	2011-12	2012-13	2013-14	2014-15	FUTURE	TOTAL
Seaport Bonds/Loans	3,066	10	0	0	0	0	0	0	3,076

TOTAL REVENUE:	3,066	10	0	0	0	0	0	0	3,076
-----------------------	--------------	-----------	----------	----------	----------	----------	----------	----------	--------------

EXPENDITURE SCHEDULE:	PRIOR	2009-10	2010-11	2011-12	2012-13	2013-14	2014-15	FUTURE	TOTAL
Construction	3,066	10	0	0	0	0	0	0	3,076

TOTAL EXPENDITURES:	3,066	10	0	0	0	0	0	0	3,076
----------------------------	--------------	-----------	----------	----------	----------	----------	----------	----------	--------------

Security Improvements

ACCESS CONTROLS FOR FEDERAL TRANSPORT WORKERS IDENTIFICATION CARD (TWIC)

PROJECT # 641840

DESCRIPTION: Install security equipment to handle federal government new TWIC system

LOCATION: Dante B. Fascell Port of Miami-Dade
 City of Miami

DISTRICT LOCATED: 5
 DISTRICT(s) SERVED: Countywide

ESTIMATED ANNUAL OPERATING IMPACT: Minimal

REVENUE SCHEDULE:	PRIOR	2009-10	2010-11	2011-12	2012-13	2013-14	2014-15	FUTURE	TOTAL
Seaport Bonds/Loans	640	510	0	0	0	0	0	0	1,150
US Department of Homeland Security	1,961	0	0	0	0	0	0	0	1,961

TOTAL REVENUE:	2,601	510	0	0	0	0	0	0	3,111
-----------------------	--------------	------------	----------	----------	----------	----------	----------	----------	--------------

EXPENDITURE SCHEDULE:	PRIOR	2009-10	2010-11	2011-12	2012-13	2013-14	2014-15	FUTURE	TOTAL
Construction	2,601	510	0	0	0	0	0	0	3,111

TOTAL EXPENDITURES:	2,601	510	0	0	0	0	0	0	3,111
----------------------------	--------------	------------	----------	----------	----------	----------	----------	----------	--------------

CARGO GATEWAY SECURITY SYSTEMS

PROJECT # 644010

DESCRIPTION: Purchase and install security systems for new gateway as required

LOCATION: Dante B. Fascell Port of Miami-Dade
 City of Miami

DISTRICT LOCATED: 5
 DISTRICT(s) SERVED: Countywide

ESTIMATED ANNUAL OPERATING IMPACT: \$100

REVENUE SCHEDULE:	PRIOR	2009-10	2010-11	2011-12	2012-13	2013-14	2014-15	FUTURE	TOTAL
Seaport Bonds/Loans	400	500	0	0	0	0	0	0	900

TOTAL REVENUE:	400	500	0	0	0	0	0	0	900
-----------------------	------------	------------	----------	----------	----------	----------	----------	----------	------------

EXPENDITURE SCHEDULE:	PRIOR	2009-10	2010-11	2011-12	2012-13	2013-14	2014-15	FUTURE	TOTAL
Construction	400	500	0	0	0	0	0	0	900

TOTAL EXPENDITURES:	400	500	0	0	0	0	0	0	900
----------------------------	------------	------------	----------	----------	----------	----------	----------	----------	------------

STRATEGIC AREA: Transportation
 DEPARTMENT: Seaport

***** FUNDED PROJECTS *****
 (dollars in thousands)

COMMUNICATIONS COMMAND AND CONTROL CENTER **PROJECT # 647890**

DESCRIPTION: Construct a Communications Command and Control Center to enhance Port security

LOCATION: Dante B. Fascell Port of Miami-Dade
 City of Miami

DISTRICT LOCATED: 5
 DISTRICT(s) SERVED: Countywide

ESTIMATED ANNUAL OPERATING IMPACT: Minimal

REVENUE SCHEDULE:	PRIOR	2009-10	2010-11	2011-12	2012-13	2013-14	2014-15	FUTURE	TOTAL
Seaport Bonds/Loans	1,889	3,168	0	0	0	0	0	0	5,057
US Department of Homeland Security	3,319	0	0	0	0	0	0	0	3,319

TOTAL REVENUE: 5,208 3,168 0 0 0 0 0 0 0 8,376

EXPENDITURE SCHEDULE:	PRIOR	2009-10	2010-11	2011-12	2012-13	2013-14	2014-15	FUTURE	TOTAL
Construction	5,208	3,168	0	0	0	0	0	0	8,376

TOTAL EXPENDITURES: 5,208 3,168 0 0 0 0 0 0 0 8,376

CRUISE PROVISIONING INSPECTION FACILITY **PROJECT # 645970**

DESCRIPTION: Design and construct facility to inspect provisions going on-board cruise ships

LOCATION: Dante B. Fascell Port of Miami-Dade
 City of Miami

DISTRICT LOCATED: 5
 DISTRICT(s) SERVED: Countywide

ESTIMATED ANNUAL OPERATING IMPACT: Minimal

REVENUE SCHEDULE:	PRIOR	2009-10	2010-11	2011-12	2012-13	2013-14	2014-15	FUTURE	TOTAL
Seaport Bonds/Loans	176	20	0	0	0	0	0	0	196
US Department of Homeland Security	1,258	0	0	0	0	0	0	0	1,258

TOTAL REVENUE: 1,434 20 0 0 0 0 0 0 0 1,454

EXPENDITURE SCHEDULE:	PRIOR	2009-10	2010-11	2011-12	2012-13	2013-14	2014-15	FUTURE	TOTAL
Construction	1,434	20	0	0	0	0	0	0	1,454

TOTAL EXPENDITURES: 1,434 20 0 0 0 0 0 0 0 1,454

PORTWIDE ACCESS CONTROLS AT WHARF GATES **PROJECT # 645060**

DESCRIPTION: Implement Port access controls at wharf gates to improve security effectiveness

LOCATION: Dante B. Fascell Port of Miami-Dade
 City of Miami

DISTRICT LOCATED: 5
 DISTRICT(s) SERVED: Countywide

ESTIMATED ANNUAL OPERATING IMPACT: Minimal

REVENUE SCHEDULE:	PRIOR	2009-10	2010-11	2011-12	2012-13	2013-14	2014-15	FUTURE	TOTAL
Seaport Bonds/Loans	895	10	0	0	0	0	0	0	905
US Department of Homeland Security	1,253	0	0	0	0	0	0	0	1,253

TOTAL REVENUE: 2,148 10 0 0 0 0 0 0 0 2,158

EXPENDITURE SCHEDULE:	PRIOR	2009-10	2010-11	2011-12	2012-13	2013-14	2014-15	FUTURE	TOTAL
Construction	2,148	10	0	0	0	0	0	0	2,158

TOTAL EXPENDITURES: 2,148 10 0 0 0 0 0 0 0 2,158

STRATEGIC AREA: Transportation
 DEPARTMENT: Seaport

***** FUNDED PROJECTS *****
 (dollars in thousands)

SECURITY UPGRADES FOR TERMINALS D AND E

PROJECT # 641710

DESCRIPTION: Install and upgrade security for Terminals D and E to include door alarms

LOCATION: Dante B. Fascell Port of Miami-Dade
 City of Miami

DISTRICT LOCATED: 5
 DISTRICT(s) SERVED: Countywide

ESTIMATED ANNUAL OPERATING IMPACT: Minimal

REVENUE SCHEDULE:	PRIOR	2009-10	2010-11	2011-12	2012-13	2013-14	2014-15	FUTURE	TOTAL
Seaport Bonds/Loans	229	1,807	0	0	0	0	0	0	2,036

TOTAL REVENUE:	229	1,807	0	0	0	0	0	0	2,036
----------------	-----	-------	---	---	---	---	---	---	-------

EXPENDITURE SCHEDULE:	PRIOR	2009-10	2010-11	2011-12	2012-13	2013-14	2014-15	FUTURE	TOTAL
Construction	229	1,807	0	0	0	0	0	0	2,036

TOTAL EXPENDITURES:	229	1,807	0	0	0	0	0	0	2,036
---------------------	-----	-------	---	---	---	---	---	---	-------

WATERSIDE SURVEILLANCE PHASE 2

PROJECT # 644470

DESCRIPTION: Install security cameras to interface with the Port's radar system

LOCATION: Dante B. Fascell Port of Miami-Dade
 City of Miami

DISTRICT LOCATED: 5
 DISTRICT(s) SERVED: Countywide

ESTIMATED ANNUAL OPERATING IMPACT: Minimal

REVENUE SCHEDULE:	PRIOR	2009-10	2010-11	2011-12	2012-13	2013-14	2014-15	FUTURE	TOTAL
Seaport Bonds/Loans	552	50	0	0	0	0	0	0	602
US Department of Homeland Security	2,210	0	0	0	0	0	0	0	2,210

TOTAL REVENUE:	2,762	50	0	0	0	0	0	0	2,812
----------------	-------	----	---	---	---	---	---	---	-------

EXPENDITURE SCHEDULE:	PRIOR	2009-10	2010-11	2011-12	2012-13	2013-14	2014-15	FUTURE	TOTAL
Construction	2,762	50	0	0	0	0	0	0	2,812

TOTAL EXPENDITURES:	2,762	50	0	0	0	0	0	0	2,812
---------------------	-------	----	---	---	---	---	---	---	-------

STRATEGIC AREA: Transportation
 DEPARTMENT: Transit

***** FUNDED PROJECTS *****
 (dollars in thousands)

ADA Accessibility Improvements

AMERICANS WITH DISABILITIES ACT IMPROVEMENTS AND EQUIPMENT

PROJECT # 6733011

DESCRIPTION: Provide minor capital improvements at all facilities as required to maintain compliance with the Americans with Disabilities Act including construction of passenger access improvements, bus passenger landing pads, and on-going installation of voice annunciators in the bus fleet

LOCATION: Countywide
 Countywide

DISTRICT LOCATED: Countywide
 DISTRICT(s) SERVED: Countywide

ESTIMATED ANNUAL OPERATING IMPACT: Minimal

REVENUE SCHEDULE:	PRIOR	2009-10	2010-11	2011-12	2012-13	2013-14	2014-15	FUTURE	TOTAL
FTA Section 5307/5309 Formula Grant	218	229	240	252	265	278	292	0	1,774

TOTAL REVENUE:	218	229	240	252	265	278	292	0	1,774
----------------	-----	-----	-----	-----	-----	-----	-----	---	-------

EXPENDITURE SCHEDULE:	PRIOR	2009-10	2010-11	2011-12	2012-13	2013-14	2014-15	FUTURE	TOTAL
Other	218	229	240	252	265	278	292	0	1,774

TOTAL EXPENDITURES:	218	229	240	252	265	278	292	0	1,774
---------------------	-----	-----	-----	-----	-----	-----	-----	---	-------

DONATION SCHEDULE:	PRIOR	2009-10	2010-11	2011-12	2012-13	2013-14	2014-15	FUTURE	TOTAL
FDOT Toll Revenue Credits	30	16	16	17	75	0	0	0	154

TOTAL DONATION:	30	16	16	17	75	0	0	0	154
-----------------	----	----	----	----	----	---	---	---	-----

BUSWAY ADA IMPROVEMENTS

PROJECT # 672310

DESCRIPTION: Construct pedestrian accessibility improvements (sidewalks, ramps & crosswalks) along South Miami-Dade Busway

LOCATION: Southwest 200th Street and Southwest 88th Street
 Countywide

DISTRICT LOCATED: Countywide
 DISTRICT(s) SERVED: Countywide

ESTIMATED ANNUAL OPERATING IMPACT: \$150

REVENUE SCHEDULE:	PRIOR	2009-10	2010-11	2011-12	2012-13	2013-14	2014-15	FUTURE	TOTAL
FTA Section 5307/5309 Formula Grant	0	698	0	0	0	0	0	0	698
Capital Impr. Local Option Gas Tax	0	0	0	0	0	0	0	901	901
FDOT Funds	0	0	0	0	0	0	0	901	901

TOTAL REVENUE:	0	698	0	0	0	0	0	1,802	2,500
----------------	---	-----	---	---	---	---	---	-------	-------

EXPENDITURE SCHEDULE:	PRIOR	2009-10	2010-11	2011-12	2012-13	2013-14	2014-15	FUTURE	TOTAL
Construction	0	698	0	0	0	0	0	1,802	2,500


TOTAL EXPENDITURES:	0	698	0	0	0	0	0	1,802	2,500
---------------------	---	-----	---	---	---	---	---	-------	-------

STRATEGIC AREA: Transportation
 DEPARTMENT: Transit

***** FUNDED PROJECTS *****
 (dollars in thousands)

Bus System Projects

BUS ACQUISITION

PROJECT # 6730101 

DESCRIPTION: Purchase replacement hybrid buses to maintain the bus fleet replacement plan

LOCATION: Countywide
 Countywide

DISTRICT LOCATED: Countywide
 DISTRICT(s) SERVED: Countywide

ESTIMATED ANNUAL OPERATING IMPACT: \$9,315

REVENUE SCHEDULE:	PRIOR	2009-10	2010-11	2011-12	2012-13	2013-14	2014-15	FUTURE	TOTAL
FTA Section 5309 Discretionary Grant	0	13,845	0	0	0	0	0	0	13,845
FDOT Funds	0	3,747	0	0	0	0	0	0	3,747
Sunshine State Financing	48,117	0	0	0	0	0	0	0	48,117
Lease Financing - County Bonds/Debt	22,701	0	0	0	0	0	0	0	22,701
Charter County Transit System Surtax	58,258	0	0	0	0	0	0	0	58,258
PTP Bond Program	0	4,453	15,259	5,462	4,855	49,766	0	0	79,795

TOTAL REVENUE: 129,076 22,045 15,259 5,462 4,855 49,766 0 0 226,463

EXPENDITURE SCHEDULE:	PRIOR	2009-10	2010-11	2011-12	2012-13	2013-14	2014-15	FUTURE	TOTAL
Equipment Acquisition	129,076	22,045	15,259	5,462	4,855	49,766	0	0	226,463

TOTAL EXPENDITURES: 129,076 22,045 15,259 5,462 4,855 49,766 0 0 226,463

DONATION SCHEDULE:	PRIOR	2009-10	2010-11	2011-12	2012-13	2013-14	2014-15	FUTURE	TOTAL
FDOT Toll Revenue Credits	1,025	992	448	0	0	0	0	0	2,465

TOTAL DONATION: 1,025 992 448 0 0 0 0 0 2,465

BUS AND BUS FACILITIES

PROJECT # 671560

DESCRIPTION: Provide federal allocation designated for bus and bus facility projects

LOCATION: Countywide
 Various Sites

DISTRICT LOCATED: Countywide
 DISTRICT(s) SERVED: Countywide

ESTIMATED ANNUAL OPERATING IMPACT: Minimal

REVENUE SCHEDULE:	PRIOR	2009-10	2010-11	2011-12	2012-13	2013-14	2014-15	FUTURE	TOTAL
FTA Section 5309 Discretionary Grant	0	6,116	0	0	0	0	0	0	6,116

TOTAL REVENUE: 0 6,116 0 0 0 0 0 0 6,116

EXPENDITURE SCHEDULE:	PRIOR	2009-10	2010-11	2011-12	2012-13	2013-14	2014-15	FUTURE	TOTAL
Other	0	6,116	0	0	0	0	0	0	6,116

TOTAL EXPENDITURES: 0 6,116 0 0 0 0 0 0 6,116

STRATEGIC AREA: Transportation
 DEPARTMENT: Transit

***** FUNDED PROJECTS *****
 (dollars in thousands)

KENDALL BUS RAPID TRANSIT

PROJECT # 675550

DESCRIPTION: Construct facility and purchase buses for Kendall Bus Rapid Transit

LOCATION: Kendall
 South Miami

DISTRICT LOCATED: Countywide
 DISTRICT(s) SERVED: Countywide

ESTIMATED ANNUAL OPERATING IMPACT: Minimal

REVENUE SCHEDULE:	PRIOR	2009-10	2010-11	2011-12	2012-13	2013-14	2014-15	FUTURE	TOTAL
FTA Section 5307/5309 Formula Grant	0	3,279	7,000	2,500	2,500	0	0	0	15,279

TOTAL REVENUE:	0	3,279	7,000	2,500	2,500	0	0	0	15,279
----------------	---	-------	-------	-------	-------	---	---	---	--------

EXPENDITURE SCHEDULE:	PRIOR	2009-10	2010-11	2011-12	2012-13	2013-14	2014-15	FUTURE	TOTAL
Equipment Acquisition	0	3,279	7,000	2,500	2,500	0	0	0	15,279

TOTAL EXPENDITURES:	0	3,279	7,000	2,500	2,500	0	0	0	15,279
---------------------	---	-------	-------	-------	-------	---	---	---	--------

TRANSIT OPERATIONS SYSTEM (TOS) REPLACEMENT PROJECT

PROJECT # 671460

DESCRIPTION: Replace obsolete and antiquated hardware

LOCATION: 111 NW 1st Street
 City of Miami

DISTRICT LOCATED: 5
 DISTRICT(s) SERVED: Countywide

ESTIMATED ANNUAL OPERATING IMPACT: \$424

REVENUE SCHEDULE:	PRIOR	2009-10	2010-11	2011-12	2012-13	2013-14	2014-15	FUTURE	TOTAL
FTA Section 5307/5309 Formula Grant	0	4,651	1,549	0	0	0	0	0	6,200

TOTAL REVENUE:	0	4,651	1,549	0	0	0	0	0	6,200
----------------	---	-------	-------	---	---	---	---	---	-------

EXPENDITURE SCHEDULE:	PRIOR	2009-10	2010-11	2011-12	2012-13	2013-14	2014-15	FUTURE	TOTAL
Planning and Design	0	0	844	0	0	0	0	0	844
Other	0	0	705	0	0	0	0	0	705
Computer Hardware/Software	0	4,651	0	0	0	0	0	0	4,651

TOTAL EXPENDITURES:	0	4,651	1,549	0	0	0	0	0	6,200
---------------------	---	-------	-------	---	---	---	---	---	-------

STRATEGIC AREA: Transportation
 DEPARTMENT: Transit

***** FUNDED PROJECTS *****
 (dollars in thousands)

Departmental Information Technology Projects

INFORMATION TECHNOLOGY EQUIPMENT

PROJECT # 6730011

DESCRIPTION: Acquire new and replacement desktop computers, network printers, and related peripheral equipment

LOCATION: Countywide
 Countywide

DISTRICT LOCATED: Countywide
 DISTRICT(s) SERVED: Countywide

ESTIMATED ANNUAL OPERATING IMPACT: Minimal

REVENUE SCHEDULE:	PRIOR	2009-10	2010-11	2011-12	2012-13	2013-14	2014-15	FUTURE	TOTAL
FTA Section 5307/5309 Formula Grant	218	229	240	252	265	278	292	0	1,774

TOTAL REVENUE:	218	229	240	252	265	278	292	0	1,774
----------------	-----	-----	-----	-----	-----	-----	-----	---	-------

EXPENDITURE SCHEDULE:	PRIOR	2009-10	2010-11	2011-12	2012-13	2013-14	2014-15	FUTURE	TOTAL
Computer Hardware/Software	218	229	240	252	265	278	292	0	1,774

TOTAL EXPENDITURES:	218	229	240	252	265	278	292	0	1,774
---------------------	-----	-----	-----	-----	-----	-----	-----	---	-------

DONATION SCHEDULE:	PRIOR	2009-10	2010-11	2011-12	2012-13	2013-14	2014-15	FUTURE	TOTAL
FDOT Toll Revenue Credits	30	16	16	17	0	0	0	0	79

TOTAL DONATION:	30	16	16	17	0	0	0	0	79
-----------------	----	----	----	----	---	---	---	---	----

METRORAIL WIFI IMPLEMENTATION

PROJECT # 676590

DESCRIPTION: Implement WiFi at Metromover stations

LOCATION: Various
 Various Sites

DISTRICT LOCATED: 2, 3, 5, 6, 7, 12, 13
 DISTRICT(s) SERVED: 2, 3, 5, 6, 7, 12, 13

ESTIMATED ANNUAL OPERATING IMPACT: Minimal

REVENUE SCHEDULE:	PRIOR	2009-10	2010-11	2011-12	2012-13	2013-14	2014-15	FUTURE	TOTAL
FTA Section 5307/5309 Formula Grant	0	2,400	0	0	0	0	0	0	2,400

TOTAL REVENUE:	0	2,400	0	0	0	0	0	0	2,400
----------------	---	-------	---	---	---	---	---	---	-------

EXPENDITURE SCHEDULE:	PRIOR	2009-10	2010-11	2011-12	2012-13	2013-14	2014-15	FUTURE	TOTAL
Construction	0	2,400	0	0	0	0	0	0	2,400

TOTAL EXPENDITURES:	0	2,400	0	0	0	0	0	0	2,400
---------------------	---	-------	---	---	---	---	---	---	-------

STRATEGIC AREA: Transportation
 DEPARTMENT: Transit

***** FUNDED PROJECTS *****
 (dollars in thousands)

Equipment Acquisition

BUS TOOLS AND EQUIPMENT

PROJECT # 6730561

DESCRIPTION: Acquire miscellaneous tools and equipment for repair and maintenance of bus and garage facilities

LOCATION: Countywide
 Countywide

DISTRICT LOCATED: 1, 2, 6, 12
 DISTRICT(s) SERVED: Countywide

ESTIMATED ANNUAL OPERATING IMPACT: Minimal

REVENUE SCHEDULE:	PRIOR	2009-10	2010-11	2011-12	2012-13	2013-14	2014-15	FUTURE	TOTAL
FTA Section 5307/5309 Formula Grant	218	229	240	252	265	278	292	0	1,774

TOTAL REVENUE:	218	229	240	252	265	278	292	0	1,774
-----------------------	------------	------------	------------	------------	------------	------------	------------	----------	--------------

EXPENDITURE SCHEDULE:	PRIOR	2009-10	2010-11	2011-12	2012-13	2013-14	2014-15	FUTURE	TOTAL
Equipment Acquisition	218	229	240	252	265	278	292	0	1,774

TOTAL EXPENDITURES:	218	229	240	252	265	278	292	0	1,774
----------------------------	------------	------------	------------	------------	------------	------------	------------	----------	--------------

DONATION SCHEDULE:	PRIOR	2009-10	2010-11	2011-12	2012-13	2013-14	2014-15	FUTURE	TOTAL
FDOT Toll Revenue Credits	30	16	16	17	0	0	0	0	79

TOTAL DONATION:	30	16	16	17	0	0	0	0	79
------------------------	-----------	-----------	-----------	-----------	----------	----------	----------	----------	-----------

FARE COLLECTION EQUIPMENT

PROJECT # 6730051

DESCRIPTION: Purchase and install updated fare collection equipment for Metrobus and Metrorail to be partially implemented by Summer 2009

LOCATION: Countywide
 Countywide

DISTRICT LOCATED: Countywide
 DISTRICT(s) SERVED: Countywide

ESTIMATED ANNUAL OPERATING IMPACT: \$1,197

REVENUE SCHEDULE:	PRIOR	2009-10	2010-11	2011-12	2012-13	2013-14	2014-15	FUTURE	TOTAL
Sunshine State Financing	537	0	0	0	0	0	0	0	537
PTP Bond Program	55,747	22,876	0	840	0	0	0	0	79,463

TOTAL REVENUE:	56,284	22,876	0	840	0	0	0	0	80,000
-----------------------	---------------	---------------	----------	------------	----------	----------	----------	----------	---------------

EXPENDITURE SCHEDULE:	PRIOR	2009-10	2010-11	2011-12	2012-13	2013-14	2014-15	FUTURE	TOTAL
Telecommunications	135	1,500	0	0	0	0	0	0	1,635
Equipment Acquisition	37,800	15,511	0	840	0	0	0	0	54,151
Project Contingency	3,000	1,500	0	0	0	0	0	0	4,500
Other	14,012	2,865	0	0	0	0	0	0	16,877
Computer Hardware/Software	1,337	1,500	0	0	0	0	0	0	2,837

TOTAL EXPENDITURES:	56,284	22,876	0	840	0	0	0	0	80,000
----------------------------	---------------	---------------	----------	------------	----------	----------	----------	----------	---------------

STRATEGIC AREA: Transportation
 DEPARTMENT: Transit

***** FUNDED PROJECTS *****
 (dollars in thousands)

METRORAIL AND METROMOVER TOOLS AND EQUIPMENT

PROJECT # 6736031

DESCRIPTION: Repair and purchase miscellaneous tools and equipment for Metrorail and Metromover vehicles and facilities

LOCATION: Countywide
 Countywide

DISTRICT LOCATED: 5, 12
 DISTRICT(s) SERVED: Countywide

ESTIMATED ANNUAL OPERATING IMPACT: Minimal

REVENUE SCHEDULE:	PRIOR	2009-10	2010-11	2011-12	2012-13	2013-14	2014-15	FUTURE	TOTAL
FTA Section 5307/5309 Formula Grant	400	420	441	463	486	510	536	0	3,256

TOTAL REVENUE:	400	420	441	463	486	510	536	0	3,256
----------------	-----	-----	-----	-----	-----	-----	-----	---	-------

EXPENDITURE SCHEDULE:	PRIOR	2009-10	2010-11	2011-12	2012-13	2013-14	2014-15	FUTURE	TOTAL
Equipment Acquisition	400	420	441	463	486	510	536	0	3,256

TOTAL EXPENDITURES:	400	420	441	463	486	510	536	0	3,256
---------------------	-----	-----	-----	-----	-----	-----	-----	---	-------

DONATION SCHEDULE:	PRIOR	2009-10	2010-11	2011-12	2012-13	2013-14	2014-15	FUTURE	TOTAL
FDOT Toll Revenue Credits	30	16	16	17	0	0	0	0	79

TOTAL DONATION:	30	16	16	17	0	0	0	0	79
-----------------	----	----	----	----	---	---	---	---	----

REPLACE HYBRID VEHICLES

PROJECT # 678690



DESCRIPTION: Replace pool cars with Hybrid Vehicles

LOCATION: Various
 Various Sites

DISTRICT LOCATED: Countywide
 DISTRICT(s) SERVED: Countywide

ESTIMATED ANNUAL OPERATING IMPACT: Minimal

REVENUE SCHEDULE:	PRIOR	2009-10	2010-11	2011-12	2012-13	2013-14	2014-15	FUTURE	TOTAL
FTA Section 5307/5309 Formula Grant	0	400	0	0	0	0	0	0	400

TOTAL REVENUE:	0	400	0	0	0	0	0	0	400
----------------	---	-----	---	---	---	---	---	---	-----

EXPENDITURE SCHEDULE:	PRIOR	2009-10	2010-11	2011-12	2012-13	2013-14	2014-15	FUTURE	TOTAL
Equipment Acquisition	0	400	0	0	0	0	0	0	400

TOTAL EXPENDITURES:	0	400	0	0	0	0	0	0	400
---------------------	---	-----	---	---	---	---	---	---	-----

STRATEGIC AREA: Transportation
 DEPARTMENT: Transit

***** FUNDED PROJECTS *****
 (dollars in thousands)

SERVICE VEHICLES

PROJECT # 6736011

DESCRIPTION: Acquire replacement service vehicles, tow trucks, and service trucks

LOCATION: Countywide
 Countywide

DISTRICT LOCATED: Countywide
 DISTRICT(s) SERVED: Countywide

ESTIMATED ANNUAL OPERATING IMPACT: Minimal

REVENUE SCHEDULE:	PRIOR	2009-10	2010-11	2011-12	2012-13	2013-14	2014-15	FUTURE	TOTAL
FTA Section 5309 Discretionary Grant	1,903	0	0	0	0	0	0	0	1,903

TOTAL REVENUE:	1,903	0	0	0	0	0	0	0	1,903
----------------	-------	---	---	---	---	---	---	---	-------

EXPENDITURE SCHEDULE:	PRIOR	2009-10	2010-11	2011-12	2012-13	2013-14	2014-15	FUTURE	TOTAL
Equipment Acquisition	951	952	0	0	0	0	0	0	1,903

TOTAL EXPENDITURES:	951	952	0	0	0	0	0	0	1,903
---------------------	-----	-----	---	---	---	---	---	---	-------

DONATION SCHEDULE:	PRIOR	2009-10	2010-11	2011-12	2012-13	2013-14	2014-15	FUTURE	TOTAL
FDOT Toll Revenue Credits	30	16	16	17	0	0	0	0	79

TOTAL DONATION:	30	16	16	17	0	0	0	0	79
-----------------	----	----	----	----	---	---	---	---	----

Facility Improvements

DADELAND SOUTH COMFORT STATION

PROJECT # 673430

DESCRIPTION: Construct an operator comfort station and other Intermodal Improvements and Dadeland South Metrorail station

LOCATION: Dadeland South Metrorail Station
 Coral Gables

DISTRICT LOCATED: Countywide
 DISTRICT(s) SERVED: Countywide

ESTIMATED ANNUAL OPERATING IMPACT: Minimal

REVENUE SCHEDULE:	PRIOR	2009-10	2010-11	2011-12	2012-13	2013-14	2014-15	FUTURE	TOTAL
FTA Section 5309 Discretionary Grant	30	370	503	503	594	0	0	0	2,000

TOTAL REVENUE:	30	370	503	503	594	0	0	0	2,000
----------------	----	-----	-----	-----	-----	---	---	---	-------

EXPENDITURE SCHEDULE:	PRIOR	2009-10	2010-11	2011-12	2012-13	2013-14	2014-15	FUTURE	TOTAL
Planning and Design	25	2	0	0	0	0	0	0	27
Construction	0	236	503	503	594	0	0	0	1,836
Project Contingency	0	66	0	0	0	0	0	0	66
Other	5	14	0	0	0	0	0	0	19
Construction Contingency	0	26	0	0	0	0	0	0	26
Demolition	0	21	0	0	0	0	0	0	21
Construction Management	0	5	0	0	0	0	0	0	5

TOTAL EXPENDITURES:	30	370	503	503	594	0	0	0	2,000
---------------------	----	-----	-----	-----	-----	---	---	---	-------

STRATEGIC AREA: Transportation
 DEPARTMENT: Transit

***** FUNDED PROJECTS *****
 (dollars in thousands)

DADELAND SOUTH PARKING LOT EXTENSION

PROJECT # 676660

DESCRIPTION: Extend existing surface parking lot at Dadeland South Metrorail Station to accomodate additional parking spaces

LOCATION: Dadeland South Metrorail Station
 Unincorporated Miami-Dade County

DISTRICT LOCATED: 7
 DISTRICT(s) SERVED: 7

ESTIMATED ANNUAL OPERATING IMPACT: \$25

REVENUE SCHEDULE:	PRIOR	2009-10	2010-11	2011-12	2012-13	2013-14	2014-15	FUTURE	TOTAL
FTA Section 5307/5309 Formula Grant	882	109	0	0	0	0	0	0	991

TOTAL REVENUE:	882	109	0	0	0	0	0	0	991
-----------------------	------------	------------	----------	----------	----------	----------	----------	----------	------------

EXPENDITURE SCHEDULE:	PRIOR	2009-10	2010-11	2011-12	2012-13	2013-14	2014-15	FUTURE	TOTAL
Planning and Design	91	46	0	0	0	0	0	0	137
Construction	569	45	0	0	0	0	0	0	614
Project Contingency	45	2	0	0	0	0	0	0	47
Other	112	13	0	0	0	0	0	0	125
Construction Contingency	32	0	0	0	0	0	0	0	32
Construction Management	33	3	0	0	0	0	0	0	36

TOTAL EXPENDITURES:	882	109	0	0	0	0	0	0	991
----------------------------	------------	------------	----------	----------	----------	----------	----------	----------	------------

DONATION SCHEDULE:	PRIOR	2009-10	2010-11	2011-12	2012-13	2013-14	2014-15	FUTURE	TOTAL
FDOT Toll Revenue Credits	115	35	0	0	0	0	0	0	150

TOTAL DONATION:	115	35	0	0	0	0	0	0	150
------------------------	------------	-----------	----------	----------	----------	----------	----------	----------	------------

FACILITY AND EQUIPMENT REHABILITATION

PROJECT # 6736041

DESCRIPTION: Repair bus facilities and equipment including parking areas, drainage, and building systems on an as-needed basis

LOCATION: Countywide
 Countywide

DISTRICT LOCATED: 1, 2, 6, 12
 DISTRICT(s) SERVED: Countywide

ESTIMATED ANNUAL OPERATING IMPACT: Minimal

REVENUE SCHEDULE:	PRIOR	2009-10	2010-11	2011-12	2012-13	2013-14	2014-15	FUTURE	TOTAL
FTA Section 5307/5309 Formula Grant	218	229	240	252	265	278	292	0	1,774

TOTAL REVENUE:	218	229	240	252	265	278	292	0	1,774
-----------------------	------------	------------	------------	------------	------------	------------	------------	----------	--------------

EXPENDITURE SCHEDULE:	PRIOR	2009-10	2010-11	2011-12	2012-13	2013-14	2014-15	FUTURE	TOTAL
Equipment Acquisition	218	172	180	189	199	208	292	0	1,458
Other	0	57	60	63	66	70	0	0	316

TOTAL EXPENDITURES:	218	229	240	252	265	278	292	0	1,774
----------------------------	------------	------------	------------	------------	------------	------------	------------	----------	--------------

DONATION SCHEDULE:	PRIOR	2009-10	2010-11	2011-12	2012-13	2013-14	2014-15	FUTURE	TOTAL
FDOT Toll Revenue Credits	30	16	16	17	0	0	0	0	79

TOTAL DONATION:	30	16	16	17	0	0	0	0	79
------------------------	-----------	-----------	-----------	-----------	----------	----------	----------	----------	-----------

STRATEGIC AREA: Transportation
 DEPARTMENT: Transit

***** FUNDED PROJECTS *****
 (dollars in thousands)

PASSENGER AMENITIES AND TRANSIT ENHANCEMENTS

PROJECT # 6730531

DESCRIPTION: Replace signage at Metrorail stations; install bicycle-related amenities on buses and at locations such as Rail/Mover stations; and provide for other federally qualified passenger amenities or enhancements

LOCATION: Countywide
 Countywide

DISTRICT LOCATED: Countywide
 DISTRICT(S) SERVED: Countywide

ESTIMATED ANNUAL OPERATING IMPACT: Minimal

REVENUE SCHEDULE:	PRIOR	2009-10	2010-11	2011-12	2012-13	2013-14	2014-15	FUTURE	TOTAL
FTA Section 5307/5309 Formula Grant	469	494	519	545	572	601	631	0	3,831

TOTAL REVENUE:	469	494	519	545	572	601	631	0	3,831
----------------	-----	-----	-----	-----	-----	-----	-----	---	-------

EXPENDITURE SCHEDULE:	PRIOR	2009-10	2010-11	2011-12	2012-13	2013-14	2014-15	FUTURE	TOTAL
Equipment Acquisition	469	494	519	545	572	601	631	0	3,831

TOTAL EXPENDITURES:	469	494	519	545	572	601	631	0	3,831
---------------------	-----	-----	-----	-----	-----	-----	-----	---	-------

DONATION SCHEDULE:	PRIOR	2009-10	2010-11	2011-12	2012-13	2013-14	2014-15	FUTURE	TOTAL
FDOT Toll Revenue Credits	30	16	16	17	0	0	0	0	79

TOTAL DONATION:	30	16	16	17	0	0	0	0	79
-----------------	----	----	----	----	---	---	---	---	----

Infrastructure Improvements

INFRASTRUCTURE RENEWAL PLAN (IRP)

PROJECT # 677200

DESCRIPTION: Replace and upgrade physical assets according to normal replacement cycles; the IRP focuses on such areas as bus overhauls, rehabilitation of bus and rail facilities, and systems and equipment

LOCATION: Department wide
 Various Sites

DISTRICT LOCATED: Countywide
 DISTRICT(S) SERVED: Countywide

ESTIMATED ANNUAL OPERATING IMPACT: Minimal

REVENUE SCHEDULE:	PRIOR	2009-10	2010-11	2011-12	2012-13	2013-14	2014-15	FUTURE	TOTAL
Department Operating Revenue	7,000	0	0	0	0	0	0	0	7,000
PTP Bond Program	0	10,110	12,320	9,700	12,430	3,790	38,300	0	86,650

TOTAL REVENUE:	7,000	10,110	12,320	9,700	12,430	3,790	38,300	0	93,650
----------------	-------	--------	--------	-------	--------	-------	--------	---	--------

EXPENDITURE SCHEDULE:	PRIOR	2009-10	2010-11	2011-12	2012-13	2013-14	2014-15	FUTURE	TOTAL
Equipment Acquisition	7,000	10,110	12,320	9,700	12,430	3,790	38,300	0	93,650

TOTAL EXPENDITURES:	7,000	10,110	12,320	9,700	12,430	3,790	38,300	0	93,650
---------------------	-------	--------	--------	-------	--------	-------	--------	---	--------

STRATEGIC AREA: Transportation
 DEPARTMENT: Transit

***** FUNDED PROJECTS *****
 (dollars in thousands)

Mass Transit Projects

CAPITAL PROJECT ADMINISTRATION PLANNING AND MONITORING

PROJECT # 6733271

DESCRIPTION: Plan, administer, and oversee Countywide transit capital projects and programs; provide annual funding of \$100,000 each to the Metropolitan Planning Organization and the Center for Urban Transportation Research for Countywide transportation planning activities

LOCATION: Countywide

Countywide

DISTRICT LOCATED: Countywide

DISTRICT(s) SERVED: Countywide

ESTIMATED ANNUAL OPERATING IMPACT: Minimal

REVENUE SCHEDULE:	PRIOR	2009-10	2010-11	2011-12	2012-13	2013-14	2014-15	FUTURE	TOTAL
FTA Section 5307/5309 Formula Grant	470	494	520	546	573	602	632	0	3,837

TOTAL REVENUE:	470	494	520	546	573	602	632	0	3,837
----------------	-----	-----	-----	-----	-----	-----	-----	---	-------

EXPENDITURE SCHEDULE:	PRIOR	2009-10	2010-11	2011-12	2012-13	2013-14	2014-15	FUTURE	TOTAL
Planning and Design	470	494	520	546	573	602	632	0	3,837

TOTAL EXPENDITURES:	470	494	520	546	573	602	632	0	3,837
---------------------	-----	-----	-----	-----	-----	-----	-----	---	-------

DONATION SCHEDULE:	PRIOR	2009-10	2010-11	2011-12	2012-13	2013-14	2014-15	FUTURE	TOTAL
FDOT Toll Revenue Credits	263	88	88	75	0	0	0	0	514

TOTAL DONATION:	263	88	88	75	0	0	0	0	514
-----------------	-----	----	----	----	---	---	---	---	-----

CAPITALIZATION OF PREVENTATIVE MAINTENANCE

PROJECT # 6634160

DESCRIPTION: Capitalize preventive maintenance for Metrobus, Metrorail, and Metromover

LOCATION: Countywide

Countywide

DISTRICT LOCATED: Countywide

DISTRICT(s) SERVED: Countywide

ESTIMATED ANNUAL OPERATING IMPACT: Minimal

REVENUE SCHEDULE:	PRIOR	2009-10	2010-11	2011-12	2012-13	2013-14	2014-15	FUTURE	TOTAL
FTA Section 5307/5309 Formula Grant	60,701	63,038	65,985	69,284	72,748	76,385	80,204	0	488,345
Capital Impr. Local Option Gas Tax	14,373	13,809	16,684	16,049	18,978	20,014	21,952	0	121,859

TOTAL REVENUE:	75,074	76,847	82,669	85,333	91,726	96,399	102,156	0	610,204
----------------	--------	--------	--------	--------	--------	--------	---------	---	---------

EXPENDITURE SCHEDULE:	PRIOR	2009-10	2010-11	2011-12	2012-13	2013-14	2014-15	FUTURE	TOTAL
Other	75,074	76,847	82,669	85,333	91,726	96,399	102,156	0	610,204

TOTAL EXPENDITURES:	75,074	76,847	82,669	85,333	91,726	96,399	102,156	0	610,204
---------------------	--------	--------	--------	--------	--------	--------	---------	---	---------

DONATION SCHEDULE:	PRIOR	2009-10	2010-11	2011-12	2012-13	2013-14	2014-15	FUTURE	TOTAL
FDOT Toll Revenue Credits	54,640	14,955	15,589	16,121	0	0	0	0	101,305

TOTAL DONATION:	54,640	14,955	15,589	16,121	0	0	0	0	101,305
-----------------	--------	--------	--------	--------	---	---	---	---	---------

STRATEGIC AREA: Transportation
 DEPARTMENT: Transit

***** FUNDED PROJECTS *****
 (dollars in thousands)

Metromover Projects

METROMOVER BICENTENNIAL PARK STATION REFURBISHMENT

PROJECT # 6710860

DESCRIPTION: Refurbish Bicentennial Park Station

LOCATION: Bicentennial Park Station
 City of Miami

DISTRICT LOCATED: 5
 DISTRICT(s) SERVED: 5

ESTIMATED ANNUAL OPERATING IMPACT: Minimal

REVENUE SCHEDULE:	PRIOR	2009-10	2010-11	2011-12	2012-13	2013-14	2014-15	FUTURE	TOTAL
FTA Section 5307/5309 Formula Grant	0	1,300	0	0	0	0	0	0	1,300

TOTAL REVENUE: 0 1,300 0 0 0 0 0 0 0 1,300

EXPENDITURE SCHEDULE:	PRIOR	2009-10	2010-11	2011-12	2012-13	2013-14	2014-15	FUTURE	TOTAL
Planning and Design	0	5	0	0	0	0	0	0	5
Construction	0	341	0	0	0	0	0	0	341
Equipment Acquisition	0	683	0	0	0	0	0	0	683
Project Contingency	0	174	0	0	0	0	0	0	174
Other	0	18	0	0	0	0	0	0	18
Construction Contingency	0	68	0	0	0	0	0	0	68
Construction Management	0	11	0	0	0	0	0	0	11

TOTAL EXPENDITURES: 0 1,300 0 0 0 0 0 0 0 1,300

METROMOVER STATION CANOPIES AND ESCALATOR REPLACEMENT

PROJECT # 672360

DESCRIPTION: Install canopies at Metromover stations and replace escalators

LOCATION: Various
 City of Miami

DISTRICT LOCATED: 5
 DISTRICT(s) SERVED: 5

ESTIMATED ANNUAL OPERATING IMPACT: Minimal

REVENUE SCHEDULE:	PRIOR	2009-10	2010-11	2011-12	2012-13	2013-14	2014-15	FUTURE	TOTAL
FTA Section 5307/5309 Formula Grant	0	2,902	2,339	1,909	0	0	0	0	7,150
PTP Bond Program	343	0	0	0	0	0	0	0	343

TOTAL REVENUE: 343 2,902 2,339 1,909 0 0 0 0 0 7,493

EXPENDITURE SCHEDULE:	PRIOR	2009-10	2010-11	2011-12	2012-13	2013-14	2014-15	FUTURE	TOTAL
Planning and Design	343	63	0	0	0	0	0	0	406
Construction	0	2,580	2,165	1,757	0	0	0	0	6,502
Project Contingency	0	75	79	83	0	0	0	0	237
Construction Management	0	184	95	69	0	0	0	0	348

TOTAL EXPENDITURES: 343 2,902 2,339 1,909 0 0 0 0 0 7,493

STRATEGIC AREA: Transportation
 DEPARTMENT: Transit

***** FUNDED PROJECTS *****
 (dollars in thousands)

MOVER FIBER REPLACEMENT

PROJECT # 676250

DESCRIPTION: Replace degraded fiber on mover system

LOCATION: Various
 City of Miami

DISTRICT LOCATED: 5
 DISTRICT(s) SERVED: 5

ESTIMATED ANNUAL OPERATING IMPACT: \$200

REVENUE SCHEDULE:	PRIOR	2009-10	2010-11	2011-12	2012-13	2013-14	2014-15	FUTURE	TOTAL
FTA Section 5307/5309 Formula Grant	0	3,200	0	0	0	0	0	0	3,200

TOTAL REVENUE:	0	3,200	0	0	0	0	0	0	3,200
-----------------------	----------	--------------	----------	----------	----------	----------	----------	----------	--------------

EXPENDITURE SCHEDULE:	PRIOR	2009-10	2010-11	2011-12	2012-13	2013-14	2014-15	FUTURE	TOTAL
Planning and Design	0	226	0	0	0	0	0	0	226
Construction	0	1,024	0	0	0	0	0	0	1,024
Project Contingency	0	155	0	0	0	0	0	0	155
Other	0	1,309	0	0	0	0	0	0	1,309
Construction Contingency	0	158	0	0	0	0	0	0	158
Computer Hardware/Software	0	189	0	0	0	0	0	0	189
Demolition	0	44	0	0	0	0	0	0	44
Construction Management	0	95	0	0	0	0	0	0	95

TOTAL EXPENDITURES:	0	3,200	0	0	0	0	0	0	3,200
----------------------------	----------	--------------	----------	----------	----------	----------	----------	----------	--------------

MOVER VEHICLE REPLACEMENT - PHASE I

PROJECT # 6710570

DESCRIPTION: Replace the original 12 Metromover vehicles

LOCATION: City of Miami
 Countywide

DISTRICT LOCATED: 5, 7
 DISTRICT(s) SERVED: Countywide

ESTIMATED ANNUAL OPERATING IMPACT: Minimal

REVENUE SCHEDULE:	PRIOR	2009-10	2010-11	2011-12	2012-13	2013-14	2014-15	FUTURE	TOTAL
Sunshine State Financing	508	0	0	0	0	0	0	0	508
PTP Bond Program	32,363	50	0	0	0	0	0	0	32,413

TOTAL REVENUE:	32,871	50	0	0	0	0	0	0	32,921
-----------------------	---------------	-----------	----------	----------	----------	----------	----------	----------	---------------

EXPENDITURE SCHEDULE:	PRIOR	2009-10	2010-11	2011-12	2012-13	2013-14	2014-15	FUTURE	TOTAL
Equipment Acquisition	25,486	0	0	0	0	0	0	0	25,486
Project Contingency	1,270	0	0	0	0	0	0	0	1,270
Other	6,115	50	0	0	0	0	0	0	6,165

TOTAL EXPENDITURES:	32,871	50	0	0	0	0	0	0	32,921
----------------------------	---------------	-----------	----------	----------	----------	----------	----------	----------	---------------

STRATEGIC AREA: Transportation
 DEPARTMENT: Transit

***** FUNDED PROJECTS *****
 (dollars in thousands)

MOVER VEHICLES REPLACEMENT PHASE II (17 CARS)

PROJECT # 675590

DESCRIPTION: Replace 17 mover vehicles

LOCATION: 100 SW 1 St
 City of Miami

DISTRICT LOCATED: 5
 DISTRICT(s) SERVED: Countywide

ESTIMATED ANNUAL OPERATING IMPACT: Minimal

REVENUE SCHEDULE:	PRIOR	2009-10	2010-11	2011-12	2012-13	2013-14	2014-15	FUTURE	TOTAL
PTP Bond Program	15,100	11,072	15,594	680	0	0	0	0	42,446

TOTAL REVENUE:	15,100	11,072	15,594	680	0	0	0	0	42,446
-----------------------	---------------	---------------	---------------	------------	----------	----------	----------	----------	---------------

EXPENDITURE SCHEDULE:	PRIOR	2009-10	2010-11	2011-12	2012-13	2013-14	2014-15	FUTURE	TOTAL
Equipment Acquisition	10,582	9,542	10,717	0	0	0	0	0	30,841
Project Contingency	433	587	3,368	0	0	0	0	0	4,388
Other	4,085	943	1,509	680	0	0	0	0	7,217

TOTAL EXPENDITURES:	15,100	11,072	15,594	680	0	0	0	0	42,446
----------------------------	---------------	---------------	---------------	------------	----------	----------	----------	----------	---------------

MOVER VIDEO PROJECT

PROJECT # 677520

DESCRIPTION: Install Optical Fiber on metromover platform and station areas

LOCATION: Various
 City of Miami

DISTRICT LOCATED: 5
 DISTRICT(s) SERVED: 5

ESTIMATED ANNUAL OPERATING IMPACT: \$48

REVENUE SCHEDULE:	PRIOR	2009-10	2010-11	2011-12	2012-13	2013-14	2014-15	FUTURE	TOTAL
FTA Section 5307/5309 Formula Grant	0	698	0	0	0	0	0	0	698

TOTAL REVENUE:	0	698	0	0	0	0	0	0	698
-----------------------	----------	------------	----------	----------	----------	----------	----------	----------	------------

EXPENDITURE SCHEDULE:	PRIOR	2009-10	2010-11	2011-12	2012-13	2013-14	2014-15	FUTURE	TOTAL
Planning and Design	0	89	0	0	0	0	0	0	89
Construction	0	252	0	0	0	0	0	0	252
Project Contingency	0	95	0	0	0	0	0	0	95
Other	0	87	0	0	0	0	0	0	87
Construction Contingency	0	52	0	0	0	0	0	0	52
Computer Hardware/Software	0	123	0	0	0	0	0	0	123

TOTAL EXPENDITURES:	0	698	0	0	0	0	0	0	698
----------------------------	----------	------------	----------	----------	----------	----------	----------	----------	------------

STRATEGIC AREA: Transportation
 DEPARTMENT: Transit

***** FUNDED PROJECTS *****
 (dollars in thousands)

Metrorail Projects

CENTRAL CONTROL OVERHAUL

PROJECT # 6733181

DESCRIPTION: Install new central control room system in the Stephen P. Clark Center

LOCATION: 111 NW 1 St
 City of Miami

DISTRICT LOCATED: 5
 DISTRICT(S) SERVED: Countywide

ESTIMATED ANNUAL OPERATING IMPACT: Minimal

REVENUE SCHEDULE:	PRIOR	2009-10	2010-11	2011-12	2012-13	2013-14	2014-15	FUTURE	TOTAL
FDOT Funds	0	2,686	0	0	0	0	0	0	2,686
Sunshine State Financing	133	0	0	0	0	0	0	0	133
PTP Bond Program	2,205	11,245	12,719	2,792	0	0	0	0	28,961

TOTAL REVENUE: 2,338 13,931 12,719 2,792 0 0 0 0 0 31,780

EXPENDITURE SCHEDULE:	PRIOR	2009-10	2010-11	2011-12	2012-13	2013-14	2014-15	FUTURE	TOTAL
Planning and Design	989	596	0	0	0	0	0	0	1,585
Construction	0	10,500	7,643	0	0	0	0	0	18,143
Equipment Acquisition	878	0	0	0	0	0	0	0	878
Project Contingency	0	525	549	257	0	0	0	0	1,331
Other	471	735	2,881	2,282	0	0	0	0	6,369
Construction Management	0	1,575	1,646	253	0	0	0	0	3,474

TOTAL EXPENDITURES: 2,338 13,931 12,719 2,792 0 0 0 0 0 31,780

EARLINGTON HEIGHTS (EH)/MIAMI INTERMODAL CENTER (MIC) BUS PLAZA

PROJECT # 6710190

DESCRIPTION: Construct a Bus Plaza and three FDOT MIC components at the EH/MIC connector station

LOCATION: Countywide
 Countywide

DISTRICT LOCATED: Countywide
 DISTRICT(S) SERVED: Countywide

ESTIMATED ANNUAL OPERATING IMPACT: Minimal

REVENUE SCHEDULE:	PRIOR	2009-10	2010-11	2011-12	2012-13	2013-14	2014-15	FUTURE	TOTAL
FTA Section 5309 Discretionary Grant	44	2,495	2,075	1,187	0	0	0	0	5,801
Capital Impr. Local Option Gas Tax	0	0	0	444	40	0	0	0	484
FDOT Funds	86	6,600	6,285	6,629	190	0	0	0	19,790

TOTAL REVENUE: 130 9,095 8,360 8,260 230 0 0 0 0 26,075

EXPENDITURE SCHEDULE:	PRIOR	2009-10	2010-11	2011-12	2012-13	2013-14	2014-15	FUTURE	TOTAL
Construction	0	8,300	7,600	7,600	0	0	0	0	23,500
Construction Contingency	0	415	380	380	0	0	0	0	1,175
Construction Management	130	380	380	280	230	0	0	0	1,400

TOTAL EXPENDITURES: 130 9,095 8,360 8,260 230 0 0 0 0 26,075

STRATEGIC AREA: Transportation
 DEPARTMENT: Transit

***** FUNDED PROJECTS *****
 (dollars in thousands)

EARLINGTON HEIGHTS (EH)/MIAMI INTERMODAL CENTER (MIC) CONNECTOR

PROJECT # 6733210

DESCRIPTION: Extend Metrorail south 2.6 miles from the Earlington Heights Station to the Miami Intermodal Center (MIC) at Miami International Airport

LOCATION: Earlington Heights Metrorail Station to the MIC
 Countywide

DISTRICT LOCATED: 2, 3, 5, 6
 DISTRICT(s) SERVED: Countywide

ESTIMATED ANNUAL OPERATING IMPACT: \$7,381

REVENUE SCHEDULE:	PRIOR	2009-10	2010-11	2011-12	2012-13	2013-14	2014-15	FUTURE	TOTAL
FDOT Funds	38,917	23,644	23,697	13,742	0	0	0	0	100,000
Sunshine State Financing	6,744	0	0	0	0	0	0	0	6,744
PTP Bond Program	119,665	97,449	112,830	73,912	15,929	0	0	0	419,785

TOTAL REVENUE: 165,326 121,093 136,527 87,654 15,929 0 0 0 526,529

EXPENDITURE SCHEDULE:	PRIOR	2009-10	2010-11	2011-12	2012-13	2013-14	2014-15	FUTURE	TOTAL
Land/Bldg. Acquisition	53,561	0	2,000	2,000	1,000	0	0	0	58,561
Planning and Design	22,888	0	0	0	0	0	0	0	22,888
Construction	57,842	98,000	111,000	68,496	11,792	0	0	0	347,130
Equipment Acquisition	0	8,000	8,000	8,000	500	0	0	0	24,500
Other	19,175	2,093	2,527	1,248	659	0	0	0	25,702
Construction Contingency	4,392	4,800	4,800	3,250	650	0	0	0	17,892
Demolition	1,050	0	0	0	0	0	0	0	1,050
Construction Management	6,418	8,200	8,200	4,660	1,328	0	0	0	28,806

TOTAL EXPENDITURES: 165,326 121,093 136,527 87,654 15,929 0 0 0 526,529

GRAPHICS AND SIGNAGE UPGRADE

PROJECT # 678800

DESCRIPTION: Design-build signage system that will unify the new MIC Connector with the existing metrorail system

LOCATION: Systemwide
 Countywide

DISTRICT LOCATED: 2, 3, 5, 6, 7, 12, 13
 DISTRICT(s) SERVED: Countywide

ESTIMATED ANNUAL OPERATING IMPACT: Minimal

REVENUE SCHEDULE:	PRIOR	2009-10	2010-11	2011-12	2012-13	2013-14	2014-15	FUTURE	TOTAL
FTA Section 5307/5309 Formula Grant	309	3,911	3,076	204	0	0	0	0	7,500

TOTAL REVENUE: 309 3,911 3,076 204 0 0 0 0 7,500

EXPENDITURE SCHEDULE:	PRIOR	2009-10	2010-11	2011-12	2012-13	2013-14	2014-15	FUTURE	TOTAL
Planning and Design	0	945	0	0	0	0	0	0	945
Construction	0	2,100	2,194	23	0	0	0	0	4,317
Project Contingency	100	231	219	25	0	0	0	0	575
Other	209	530	444	68	0	0	0	0	1,251
Construction Management	0	105	219	88	0	0	0	0	412

TOTAL EXPENDITURES: 309 3,911 3,076 204 0 0 0 0 7,500

STRATEGIC AREA: Transportation
DEPARTMENT: Transit

***** FUNDED PROJECTS *****
(dollars in thousands)

LEHMAN YARD REHABILITATION & EXPANSION PHASE 1

PROJECT # 674560

DESCRIPTION: Implement five storage tracks at the existing Metrorail Palmetto Yard facility

LOCATION: 6601 NW 72 Ave
Medley

DISTRICT LOCATED: 12
DISTRICT(s) SERVED: Countywide

ESTIMATED ANNUAL OPERATING IMPACT: \$220

REVENUE SCHEDULE:	PRIOR	2009-10	2010-11	2011-12	2012-13	2013-14	2014-15	FUTURE	TOTAL
PTP Bond Program	0	1,605	4,086	1,380	0	0	0	0	7,071

TOTAL REVENUE:	0	1,605	4,086	1,380	0	0	0	0	7,071
-----------------------	----------	--------------	--------------	--------------	----------	----------	----------	----------	--------------

EXPENDITURE SCHEDULE:	PRIOR	2009-10	2010-11	2011-12	2012-13	2013-14	2014-15	FUTURE	TOTAL
Planning and Design	0	750	164	0	0	0	0	0	914
Construction	0	607	3,291	1,141	0	0	0	0	5,039
Project Contingency	0	0	165	171	0	0	0	0	336
Other	0	98	247	68	0	0	0	0	413
Construction Management	0	150	219	0	0	0	0	0	369

TOTAL EXPENDITURES:	0	1,605	4,086	1,380	0	0	0	0	7,071
----------------------------	----------	--------------	--------------	--------------	----------	----------	----------	----------	--------------

PALMETTO STATION TRACTION POWER SUBSTATION

PROJECT # 678280

DESCRIPTION: Construct a new traction power sub station at the Palmetto Station

LOCATION: Countywide
Countywide

DISTRICT LOCATED: 12
DISTRICT(s) SERVED: Countywide

ESTIMATED ANNUAL OPERATING IMPACT: Minimal

REVENUE SCHEDULE:	PRIOR	2009-10	2010-11	2011-12	2012-13	2013-14	2014-15	FUTURE	TOTAL
FTA Section 5307/5309 Formula Grant	0	13,020	2,980	0	0	0	0	0	16,000
PTP Bond Program	802	0	0	0	0	0	0	0	802

TOTAL REVENUE:	802	13,020	2,980	0	0	0	0	0	16,802
-----------------------	------------	---------------	--------------	----------	----------	----------	----------	----------	---------------

EXPENDITURE SCHEDULE:	PRIOR	2009-10	2010-11	2011-12	2012-13	2013-14	2014-15	FUTURE	TOTAL
Planning and Design	151	0	0	0	0	0	0	0	151
Construction	338	11,550	1,883	0	0	0	0	0	13,771
Project Contingency	0	420	329	0	0	0	0	0	749
Other	313	420	110	0	0	0	0	0	843
Construction Management	0	630	658	0	0	0	0	0	1,288

TOTAL EXPENDITURES:	802	13,020	2,980	0	0	0	0	0	16,802
----------------------------	------------	---------------	--------------	----------	----------	----------	----------	----------	---------------

STRATEGIC AREA: Transportation
DEPARTMENT: Transit

***** FUNDED PROJECTS *****
(dollars in thousands)

RAIL VEHICLE REPLACEMENT

PROJECT # 6733001

DESCRIPTION: Overhaul and modernize existing fleet of 136 heavy rail vehicles

LOCATION: 6601 NW 72 Ave

Unincorporated Miami-Dade County

DISTRICT LOCATED: 12

ESTIMATED ANNUAL OPERATING IMPACT: \$20

DISTRICT(s) SERVED: Countywide

REVENUE SCHEDULE:	PRIOR	2009-10	2010-11	2011-12	2012-13	2013-14	2014-15	FUTURE	TOTAL
Sunshine State Financing	4,416	0	0	0	0	0	0	0	4,416
PTP Bond Program	22,483	37,260	22,760	64,530	45,709	90,166	93,003	21,128	397,039

TOTAL REVENUE: 26,899 37,260 22,760 64,530 45,709 90,166 93,003 21,128 401,455

EXPENDITURE SCHEDULE:	PRIOR	2009-10	2010-11	2011-12	2012-13	2013-14	2014-15	FUTURE	TOTAL
Equipment Acquisition	0	33,345	18,757	58,801	34,462	78,934	85,187	19,579	329,065
Project Contingency	686	1,077	1,580	1,583	2,086	5,419	5,000	0	17,431
Other	26,213	2,838	2,423	4,146	9,161	5,813	2,816	1,549	54,959

TOTAL EXPENDITURES: 26,899 37,260 22,760 64,530 45,709 90,166 93,003 21,128 401,455

TEST TRACK FOR METRORAIL

PROJECT # 678220

DESCRIPTION: Construct a test track for Metrorail

LOCATION: 6601 NW 72 Ave

Unincorporated Miami-Dade County

DISTRICT LOCATED: 12

ESTIMATED ANNUAL OPERATING IMPACT: Minimal

DISTRICT(s) SERVED: Countywide

REVENUE SCHEDULE:	PRIOR	2009-10	2010-11	2011-12	2012-13	2013-14	2014-15	FUTURE	TOTAL
Sunshine State Financing	13	0	0	0	0	0	0	0	13
PTP Bond Program	1,674	6,573	3,972	0	0	0	0	0	12,219

TOTAL REVENUE: 1,687 6,573 3,972 0 0 0 0 0 12,232

EXPENDITURE SCHEDULE:	PRIOR	2009-10	2010-11	2011-12	2012-13	2013-14	2014-15	FUTURE	TOTAL
Land/Bldg. Acquisition	169	0	0	0	0	0	0	0	169
Planning and Design	332	0	0	0	0	0	0	0	332
Construction	675	5,565	3,541	0	0	0	0	0	9,781
Project Contingency	0	525	329	0	0	0	0	0	854
Other	511	273	102	0	0	0	0	0	886
Construction Management	0	210	0	0	0	0	0	0	210

TOTAL EXPENDITURES: 1,687 6,573 3,972 0 0 0 0 0 12,232

STRATEGIC AREA: Transportation
 DEPARTMENT: Transit

***** FUNDED PROJECTS *****
 (dollars in thousands)

TRACK AND GUIDEWAY REHABILITATION SUBSET

PROJECT # 6710900

DESCRIPTION: Rehabilitate existing track and guideway equipment and fixtures

LOCATION: Countywide
 Countywide

DISTRICT LOCATED: 2, 3, 5, 6, 7, 12
 DISTRICT(s) SERVED: Countywide

ESTIMATED ANNUAL OPERATING IMPACT: Minimal

REVENUE SCHEDULE:	PRIOR	2009-10	2010-11	2011-12	2012-13	2013-14	2014-15	FUTURE	TOTAL
FTA Section 5307/5309 Formula Grant	528	619	0	0	0	0	0	0	1,147
PTP Bond Program	15,115	6,414	7,413	6,868	5,917	3,899	1,159	0	46,785
TOTAL REVENUE:	15,643	7,033	7,413	6,868	5,917	3,899	1,159	0	47,932
EXPENDITURE SCHEDULE:	PRIOR	2009-10	2010-11	2011-12	2012-13	2013-14	2014-15	FUTURE	TOTAL
Planning and Design	10	0	0	0	0	0	0	0	10
Construction	9,534	3,446	4,653	4,488	4,049	2,352	339	0	28,861
Equipment Acquisition	517	385	385	380	320	260	70	0	2,317
Other	5,582	3,202	2,375	2,000	1,548	1,287	750	0	16,744
TOTAL EXPENDITURES:	15,643	7,033	7,413	6,868	5,917	3,899	1,159	0	47,932

New Passenger Facilities

NORTHEAST PASSENGER ACTIVITY CENTERS

PROJECT # 678510

DESCRIPTION: Construct passenger activity center that may involve a joint development component

LOCATION: Countywide
 Countywide

DISTRICT LOCATED: Countywide
 DISTRICT(s) SERVED: Countywide

ESTIMATED ANNUAL OPERATING IMPACT: \$980

REVENUE SCHEDULE:	PRIOR	2009-10	2010-11	2011-12	2012-13	2013-14	2014-15	FUTURE	TOTAL
FTA Section 5309 Discretionary Grant	371	0	0	0	0	0	0	0	371
Capital Impr. Local Option Gas Tax	0	658	727	893	893	893	0	0	4,064
FDOT Funds	0	658	727	279	0	0	0	0	1,664
TOTAL REVENUE:	371	1,316	1,454	1,172	893	893	0	0	6,099
EXPENDITURE SCHEDULE:	PRIOR	2009-10	2010-11	2011-12	2012-13	2013-14	2014-15	FUTURE	TOTAL
Land/Bldg. Acquisition	0	1,316	1,454	1,172	0	0	0	0	3,942
Planning and Design	371	0	0	0	0	0	0	0	371
Construction	0	0	0	0	893	893	0	0	1,786
TOTAL EXPENDITURES:	371	1,316	1,454	1,172	893	893	0	0	6,099
DONATION SCHEDULE:	PRIOR	2009-10	2010-11	2011-12	2012-13	2013-14	2014-15	FUTURE	TOTAL
FDOT Toll Revenue Credits	250	135	0	0	0	0	0	0	385
TOTAL DONATION:	250	135	0	0	0	0	0	0	385

STRATEGIC AREA: Transportation
 DEPARTMENT: Transit

***** FUNDED PROJECTS *****
 (dollars in thousands)

NORTHWEST 7 AVENUE AND NORTHWEST 62 STREET TRANSIT VILLAGE

PROJECT # 6734671

DESCRIPTION: Plan, design, and construct new passenger activity center with joint development components at NW 7 Ave and NW 62 St

LOCATION: NW 7 Ave and 62 St
 City of Miami

DISTRICT LOCATED: 2, 3
 DISTRICT(s) SERVED: Countywide

ESTIMATED ANNUAL OPERATING IMPACT: \$1,015

REVENUE SCHEDULE:	PRIOR	2009-10	2010-11	2011-12	2012-13	2013-14	2014-15	FUTURE	TOTAL
FTA Section 5309 Discretionary Grant	7,102	1,983	951	0	0	0	0	0	10,036

TOTAL REVENUE:	7,102	1,983	951	0	0	0	0	0	10,036
-----------------------	--------------	--------------	------------	----------	----------	----------	----------	----------	---------------

EXPENDITURE SCHEDULE:	PRIOR	2009-10	2010-11	2011-12	2012-13	2013-14	2014-15	FUTURE	TOTAL
Land/Bldg. Acquisition	6,617	0	0	0	0	0	0	0	6,617
Planning and Design	150	210	0	0	0	0	0	0	360
Construction	0	1,524	506	0	0	0	0	0	2,030
Project Contingency	158	165	174	0	0	0	0	0	497
Other	177	84	88	0	0	0	0	0	349
Construction Contingency	0	0	124	0	0	0	0	0	124
Construction Management	0	0	59	0	0	0	0	0	59

TOTAL EXPENDITURES:	7,102	1,983	951	0	0	0	0	0	10,036
----------------------------	--------------	--------------	------------	----------	----------	----------	----------	----------	---------------

DONATION SCHEDULE:	PRIOR	2009-10	2010-11	2011-12	2012-13	2013-14	2014-15	FUTURE	TOTAL
FDOT Toll Revenue Credits	466	0	0	0	0	0	0	0	466

TOTAL DONATION:	466	0	0	0	0	0	0	0	466
------------------------	------------	----------	----------	----------	----------	----------	----------	----------	------------

PARK AND RIDE LOT KENDALL DRIVE

PROJECT # 6731191



DESCRIPTION: Construct Park and Ride facilities at Kendall Dr and SW 127 Ave

LOCATION: Kendall and SW 127 Ave
 Countywide

DISTRICT LOCATED: 10
 DISTRICT(s) SERVED: Countywide

ESTIMATED ANNUAL OPERATING IMPACT: \$125

REVENUE SCHEDULE:	PRIOR	2009-10	2010-11	2011-12	2012-13	2013-14	2014-15	FUTURE	TOTAL
Capital Impr. Local Option Gas Tax	840	161	0	0	0	0	0	1,072	2,073
FDOT Funds	839	160	0	0	0	0	0	1,072	2,071

TOTAL REVENUE:	1,679	321	0	0	0	0	0	2,144	4,144
-----------------------	--------------	------------	----------	----------	----------	----------	----------	--------------	--------------

EXPENDITURE SCHEDULE:	PRIOR	2009-10	2010-11	2011-12	2012-13	2013-14	2014-15	FUTURE	TOTAL
Land/Bldg. Acquisition	1,500	0	0	0	0	0	0	0	1,500
Planning and Design	120	20	0	0	0	0	0	0	140
Construction	0	31	0	0	0	0	0	2,080	2,111
Project Contingency	0	100	0	0	0	0	0	26	126
Other	59	59	0	0	0	0	0	0	118
Construction Contingency	0	80	0	0	0	0	0	31	111
Construction Management	0	31	0	0	0	0	0	7	38

TOTAL EXPENDITURES:	1,679	321	0	0	0	0	0	2,144	4,144
----------------------------	--------------	------------	----------	----------	----------	----------	----------	--------------	--------------

STRATEGIC AREA: Transportation
 DEPARTMENT: Transit

***** FUNDED PROJECTS *****
 (dollars in thousands)

Park and Ride Improvements and New Facilities

PARK AND RIDE FACILITY AT SOUTHWEST 168 STREET AND BUSWAY

PROJECT # 6710300



DESCRIPTION: Purchase Park and Ride Facility at SW 168th Street and Busway

LOCATION: Southwest 168 Street and Busway
 Coral Gables

DISTRICT LOCATED: 9
 DISTRICT(S) SERVED: 9

ESTIMATED ANNUAL OPERATING IMPACT: Minimal

REVENUE SCHEDULE:	PRIOR	2009-10	2010-11	2011-12	2012-13	2013-14	2014-15	FUTURE	TOTAL
FTA Section 5309 Discretionary Grant	0	2,879	0	0	0	0	0	0	2,879

TOTAL REVENUE:	0	2,879	0	0	0	0	0	0	2,879
-----------------------	----------	--------------	----------	----------	----------	----------	----------	----------	--------------

EXPENDITURE SCHEDULE:	PRIOR	2009-10	2010-11	2011-12	2012-13	2013-14	2014-15	FUTURE	TOTAL
Land/Bldg. Acquisition	0	2,874	0	0	0	0	0	0	2,874
Other	0	5	0	0	0	0	0	0	5

TOTAL EXPENDITURES:	0	2,879	0	0	0	0	0	0	2,879
----------------------------	----------	--------------	----------	----------	----------	----------	----------	----------	--------------

PARK AND RIDE LOT AT SW 344 STREET

PROJECT # 671610



DESCRIPTION: Construct a Park and Ride Lot at SW 344 St

LOCATION: South Miami-Dade Busway and SW 344 St
 Countywide

DISTRICT LOCATED: 8, 9
 DISTRICT(S) SERVED: Countywide

ESTIMATED ANNUAL OPERATING IMPACT: \$100

REVENUE SCHEDULE:	PRIOR	2009-10	2010-11	2011-12	2012-13	2013-14	2014-15	FUTURE	TOTAL
FTA Section 5309 Discretionary Grant	2,509	0	0	0	0	0	0	0	2,509
Capital Impr. Local Option Gas Tax	449	1,495	99	1,577	0	0	0	0	3,620
FDOT Funds	446	1,495	99	1,576	0	0	0	0	3,616

TOTAL REVENUE:	3,404	2,990	198	3,153	0	0	0	0	9,745
-----------------------	--------------	--------------	------------	--------------	----------	----------	----------	----------	--------------

EXPENDITURE SCHEDULE:	PRIOR	2009-10	2010-11	2011-12	2012-13	2013-14	2014-15	FUTURE	TOTAL
Land/Bldg. Acquisition	3,000	2,622	0	0	0	0	0	0	5,622
Planning and Design	206	170	0	0	0	0	0	0	376
Construction	0	0	0	2,544	0	0	0	0	2,544
Project Contingency	116	116	116	116	0	0	0	0	464
Other	82	82	82	82	0	0	0	0	328
Construction Contingency	0	0	0	283	0	0	0	0	283
Construction Management	0	0	0	128	0	0	0	0	128

TOTAL EXPENDITURES:	3,404	2,990	198	3,153	0	0	0	0	9,745
----------------------------	--------------	--------------	------------	--------------	----------	----------	----------	----------	--------------

STRATEGIC AREA: Transportation
 DEPARTMENT: Transit

***** FUNDED PROJECTS *****
 (dollars in thousands)

Passenger Facilities Improvements

PARK AND RIDE LOT AT MIAMI GARDENS DRIVE

PROJECT # 673710



DESCRIPTION: Construct Park and Ride Lot at NW 186th and NW 73 Ave

LOCATION: Miami Gardens Dr and 186 St and 73 Ave
 Miami Gardens

DISTRICT LOCATED: 13
 DISTRICT(s) SERVED: Countywide

ESTIMATED ANNUAL OPERATING IMPACT: \$100

REVENUE SCHEDULE:	PRIOR	2009-10	2010-11	2011-12	2012-13	2013-14	2014-15	FUTURE	TOTAL
FTA Section 5307/5309 Formula Grant	67	34	0	0	0	0	0	0	101
Capital Impr. Local Option Gas Tax	305	577	0	0	0	0	0	0	882
FDOT Funds	340	577	0	0	0	0	0	0	917

TOTAL REVENUE: 712 1,188 0 0 0 0 0 0 0 1,900

EXPENDITURE SCHEDULE:	PRIOR	2009-10	2010-11	2011-12	2012-13	2013-14	2014-15	FUTURE	TOTAL
Planning and Design	147	0	0	0	0	0	0	0	147
Construction	443	1,035	0	0	0	0	0	0	1,478
Project Contingency	26	47	0	0	0	0	0	0	73
Other	65	35	0	0	0	0	0	0	100
Construction Contingency	23	53	0	0	0	0	0	0	76
Construction Management	8	18	0	0	0	0	0	0	26

TOTAL EXPENDITURES: 712 1,188 0 0 0 0 0 0 0 1,900

Pedestrian Facilities Improvements

PEDESTRIAN OVERPASS AT SOUTH MIAMI METRORAIL STATION

PROJECT # 676740



DESCRIPTION: Construct pedestrian overpass at South Miami Metrorail Station

LOCATION: Sunset Dr and US-1
 Coral Gables

DISTRICT LOCATED: 7
 DISTRICT(s) SERVED: Countywide

ESTIMATED ANNUAL OPERATING IMPACT: \$75

REVENUE SCHEDULE:	PRIOR	2009-10	2010-11	2011-12	2012-13	2013-14	2014-15	FUTURE	TOTAL
FTA Section 5309 Discretionary Grant	990	0	0	0	0	0	0	0	990
FDOT Funds	1,072	1,193	1,204	0	0	0	0	0	3,469
PTP Bond Program	1,063	1,194	1,203	0	0	0	0	0	3,460

TOTAL REVENUE: 3,125 2,387 2,407 0 0 0 0 0 0 7,919

EXPENDITURE SCHEDULE:	PRIOR	2009-10	2010-11	2011-12	2012-13	2013-14	2014-15	FUTURE	TOTAL
Land/Bldg. Acquisition	2,190	401	0	0	0	0	0	0	2,591
Planning and Design	704	0	0	0	0	0	0	0	704
Construction	58	1,589	2,004	0	0	0	0	0	3,651
Project Contingency	59	183	137	0	0	0	0	0	379
Other	114	76	59	0	0	0	0	0	249
Construction Contingency	0	75	112	0	0	0	0	0	187
Construction Management	0	63	95	0	0	0	0	0	158

TOTAL EXPENDITURES: 3,125 2,387 2,407 0 0 0 0 0 0 7,919

STRATEGIC AREA: Transportation
 DEPARTMENT: Transit

***** FUNDED PROJECTS *****
 (dollars in thousands)

PEDESTRIAN OVERPASS AT UNIVERSITY METRORAIL STATION

PROJECT # 673230

DESCRIPTION: Construct pedestrian bridges over US-1 adjacent to University Metrorail Station

LOCATION: Mariposa Ave and US-1
 Coral Gables

DISTRICT LOCATED: 7
 DISTRICT(s) SERVED: Countywide

ESTIMATED ANNUAL OPERATING IMPACT: Minimal

REVENUE SCHEDULE:	PRIOR	2009-10	2010-11	2011-12	2012-13	2013-14	2014-15	FUTURE	TOTAL
FDOT Funds	1,435	997	1,004	0	0	0	0	0	3,436
Sunshine State Financing	17	0	0	0	0	0	0	0	17
PTP Bond Program	2,043	997	1,005	0	0	0	0	0	4,045

TOTAL REVENUE: 3,495 1,994 2,009 0 0 0 0 0 0 7,498

EXPENDITURE SCHEDULE:	PRIOR	2009-10	2010-11	2011-12	2012-13	2013-14	2014-15	FUTURE	TOTAL
Land/Bldg. Acquisition	2,140	392	0	0	0	0	0	0	2,532
Planning and Design	1,064	0	0	0	0	0	0	0	1,064
Construction	19	1,251	1,639	0	0	0	0	0	2,909
Project Contingency	52	160	126	0	0	0	0	0	338
Other	220	68	53	0	0	0	0	0	341
Construction Contingency	0	61	95	0	0	0	0	0	156
Construction Management	0	62	96	0	0	0	0	0	158

TOTAL EXPENDITURES: 3,495 1,994 2,009 0 0 0 0 0 0 7,498

Pedestrian Paths and Bikeways

METRORAIL BIKE PATH (M-PATH)

PROJECT # 673150



DESCRIPTION: Renovate and improve the existing M-Path running from the Brickell Metrorail Station to the South Miami Metrorail Station

LOCATION: Existing Metrorail Guideway Right-Of-Way
 Countywide

DISTRICT LOCATED: 5, 7
 DISTRICT(s) SERVED: 5, 7

ESTIMATED ANNUAL OPERATING IMPACT: \$25

REVENUE SCHEDULE:	PRIOR	2009-10	2010-11	2011-12	2012-13	2013-14	2014-15	FUTURE	TOTAL
FTA Section 5307/5309 Formula Grant	300	0	0	0	0	0	0	0	300
Building Better Communities GOB Program	700	700	0	0	0	0	0	0	1,400

TOTAL REVENUE: 1,000 700 0 0 0 0 0 0 0 1,700

EXPENDITURE SCHEDULE:	PRIOR	2009-10	2010-11	2011-12	2012-13	2013-14	2014-15	FUTURE	TOTAL
Planning and Design	182	0	0	0	0	0	0	0	182
Construction	755	377	0	0	0	0	0	0	1,132
Project Contingency	0	60	0	0	0	0	0	0	60
Other	0	160	0	0	0	0	0	0	160
Construction Contingency	40	80	0	0	0	0	0	0	120
Construction Management	23	23	0	0	0	0	0	0	46

TOTAL EXPENDITURES: 1,000 700 0 0 0 0 0 0 0 1,700

STRATEGIC AREA: Transportation
 DEPARTMENT: Transit

***** FUNDED PROJECTS *****
 (dollars in thousands)

Security Improvements

SECURITY AND SAFETY EQUIPMENT

PROJECT # 6730551

DESCRIPTION: Install fuel tanks at Lehman Center, closed circuit television for treasury vehicles, trash receptacles for rail stations, information technology backup system, access control at Coral Way Bus Garage, and wireless security and safety improvements

LOCATION: Countywide
 Countywide

DISTRICT LOCATED: Countywide
 DISTRICT(S) SERVED: Countywide

ESTIMATED ANNUAL OPERATING IMPACT: Minimal

REVENUE SCHEDULE:	PRIOR	2009-10	2010-11	2011-12	2012-13	2013-14	2014-15	FUTURE	TOTAL
FTA Section 5307/5309 Formula Grant	488	494	518	544	571	600	0	0	3,215
Capital Impr. Local Option Gas Tax	1,013	500	550	0	0	0	0	0	2,063
FDOT Funds	1,013	500	550	0	0	0	0	0	2,063
TOTAL REVENUE:	2,514	1,494	1,618	544	571	600	0	0	7,341
EXPENDITURE SCHEDULE:	PRIOR	2009-10	2010-11	2011-12	2012-13	2013-14	2014-15	FUTURE	TOTAL
Equipment Acquisition	2,514	1,494	1,618	544	571	600	0	0	7,341
TOTAL EXPENDITURES:	2,514	1,494	1,618	544	571	600	0	0	7,341
DONATION SCHEDULE:	PRIOR	2009-10	2010-11	2011-12	2012-13	2013-14	2014-15	FUTURE	TOTAL
FDOT Toll Revenue Credits	337	169	0	0	0	0	0	0	506
TOTAL DONATION:	337	169	0	0	0	0	0	0	506

STRATEGIC AREA: Transportation
 DEPARTMENT: Non-Departmental

***** FUNDED PROJECTS *****
 (dollars in thousands)

Other

DEBT SERVICE - LIGHT EMITTING DIODES (SUNSHINE STATE 2008) PROJECT # 983430

DESCRIPTION: Provide funding for annual debt service payments; financing proceeds will be used to retrofit traffic signalization with LED-type lighting

LOCATION: Countywide
 Countywide

DISTRICT LOCATED: Countywide
 DISTRICT(s) SERVED: Countywide

ESTIMATED ANNUAL OPERATING IMPACT: Minimal

REVENUE SCHEDULE:	PRIOR	2009-10	2010-11	2011-12	2012-13	2013-14	2014-15	FUTURE	TOTAL
Capital Outlay Reserve	219	711	0	0	0	0	0	0	930

TOTAL REVENUE:	219	711	0	0	0	0	0	0	930
-----------------------	------------	------------	----------	----------	----------	----------	----------	----------	------------

EXPENDITURE SCHEDULE:	PRIOR	2009-10	2010-11	2011-12	2012-13	2013-14	2014-15	FUTURE	TOTAL
Debt Service Payments	0	930	0	0	0	0	0	0	930

TOTAL EXPENDITURES:	0	930	0	0	0	0	0	0	930
----------------------------	----------	------------	----------	----------	----------	----------	----------	----------	------------

DEBT SERVICE - QUALITY NEIGHBORHOOD IMPROVEMENT PROGRAM

PROJECT # 9810810

DESCRIPTION: Provide partial funding for annual Quality Neighborhood Improvement Program debt service payment

LOCATION: UMSA
 Unincorporated Miami-Dade County

DISTRICT LOCATED: Unincorporated Municipal Service Area
 DISTRICT(s) SERVED: Unincorporated Municipal Service Area

ESTIMATED ANNUAL OPERATING IMPACT: Minimal

REVENUE SCHEDULE:	PRIOR	2009-10	2010-11	2011-12	2012-13	2013-14	2014-15	FUTURE	TOTAL
Capital Impr. Local Option Gas Tax	0	862	0	0	0	0	0	0	862
Capital Improvement Local Option Gas Tax Earned	330	0	0	0	0	0	0	0	330

TOTAL REVENUE:	330	862	0	0	0	0	0	0	1,192
-----------------------	------------	------------	----------	----------	----------	----------	----------	----------	--------------

EXPENDITURE SCHEDULE:	PRIOR	2009-10	2010-11	2011-12	2012-13	2013-14	2014-15	FUTURE	TOTAL
Debt Service Payments	0	1,192	0	0	0	0	0	0	1,192

TOTAL EXPENDITURES:	0	1,192	0	0	0	0	0	0	1,192
----------------------------	----------	--------------	----------	----------	----------	----------	----------	----------	--------------

