

FY 2021 - 22 Proposed Budget and Multi-Year Capital Plan

Aviation

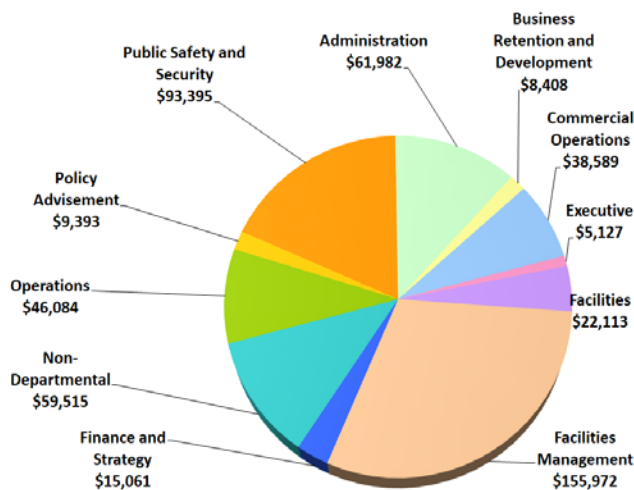
The Miami-Dade Aviation Department (MDAD) operates a system of airports that provides for the safe and efficient movement of people and goods while being responsive to the needs of customers and safeguarding the environment.

As part of the Economic Development strategic area, MDAD operates Miami International Airport (MIA) and four General Aviation Airports (GAA). MDAD operates the airport system as a financially self-sufficient entity without property tax support from the County. MIA is considered a primary economic engine for Miami-Dade County and is the major trans-shipment point between the Americas, the Caribbean and Europe. Servicing 100 airlines with routes to over 130 cities on four continents, MIA ranks number one in the United States for international freight and third for international passenger traffic. MIA's vision is to grow from a recognized hemispheric hub to a global airport of choice that offers customers a world-class experience and an expanded route network with direct passenger and cargo access to all world regions.

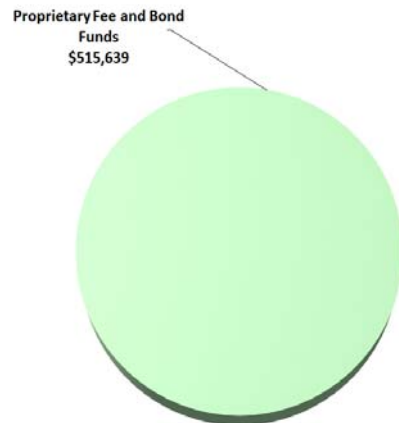
MDAD works closely with a diverse group of constituents, including cargo and passenger airlines and their customers, the support industries that form the air travel base, the Federal Aviation Administration (FAA), the Transportation Security Administration (TSA), United States Customs and Border Protection, business leaders and the media.

FY 2021-22 Proposed Operating Budget

Expenditures by Activity
(dollars in thousands)

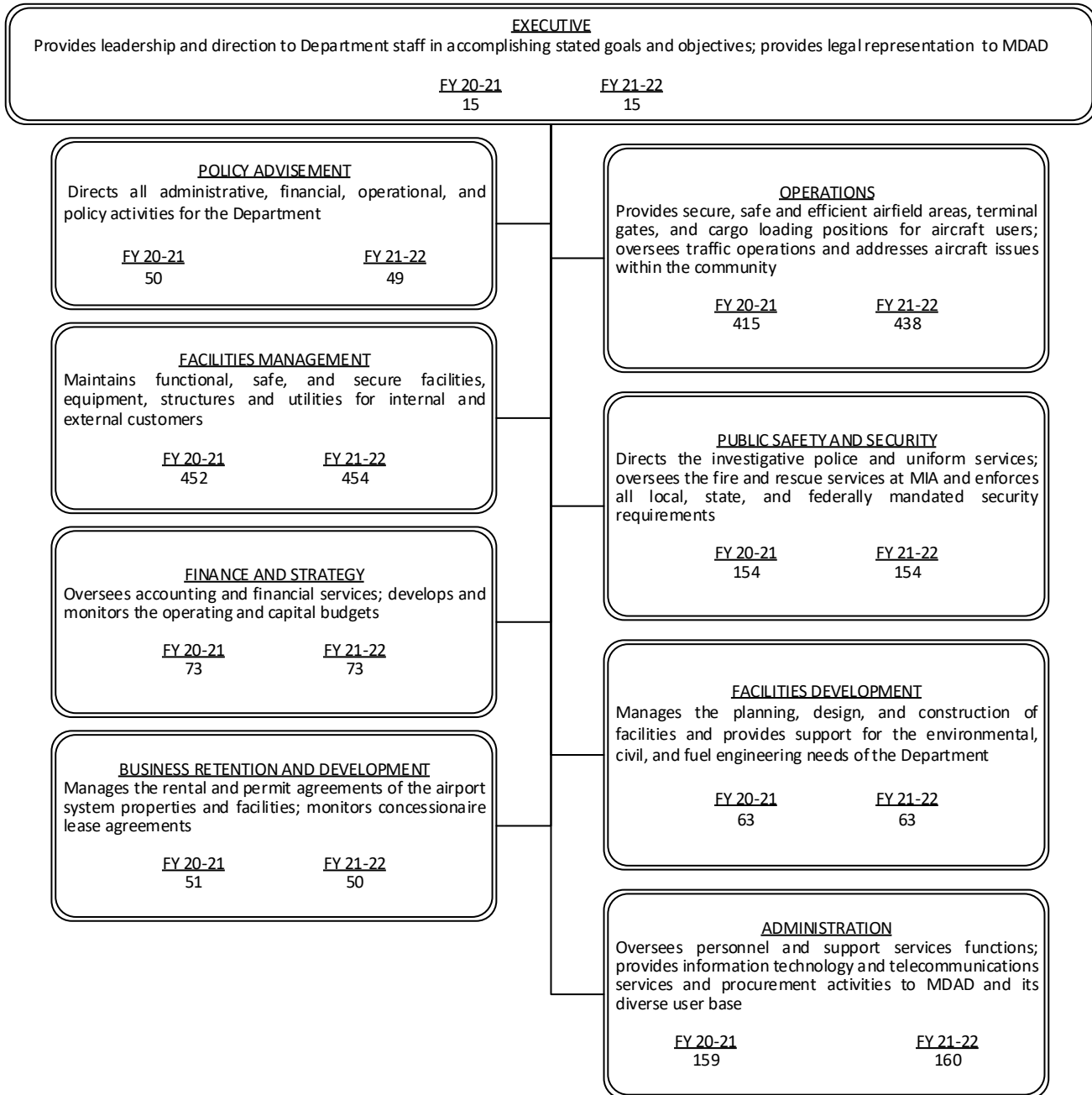


Revenues by Source
(dollars in thousands)



FY 2021 - 22 Proposed Budget and Multi-Year Capital Plan

TABLE OF ORGANIZATION



The FY 2021-22 total number of full-time equivalent positions is 1,456

FY 2021 - 22 Proposed Budget and Multi-Year Capital Plan

DIVISION: EXECUTIVE

The Executive Division, which includes the Office of the Director, provides leadership and direction to Department staff in accomplishing the stated goals and objectives.

- Establishes departmental policy, directs overall management, provides long-term vision and implements legislative policy and directives
- Provides legal services to operational divisions

DIVISION: ADMINISTRATION

The Administrative Division is responsible for managing support functions including procurement, human resources, information technology and the aviation warehouse.

- Provides human resource services: recruitment, employee counseling, training and staff development and administration of policy and procedures
- Advertises solicitations including Invitations to Bid (ITB), Requests for Proposals (RFP) and Architectural and Engineering (A&E) solicitations
- Provides information technology and telecommunication services to MDAD and its diverse user base
- Ensures that minority businesses have bidding opportunities on contracts at MIA
- Coordinates procurement activities to provide quality goods and services to the Department

Key Department Measures, Strategic Objectives, and Resiliency Drivers

| Measures | SO | RD | Type | Good | FY 18-19 | FY 19-20 | FY 20-21 | FY 20-21 | FY 21-22 |
|---|-------|------|------|------|----------|----------|----------|------------|----------|
| | | | | | Actual | Actual | Budget | Projection | Target |
| Small business and community outreach meetings held | ED2-2 | ES-3 | OP | ↔ | 50 | 163 | 116 | 120 | 125 |
| Local small car rental concession business (millions)* | ED2-2 | ES-3 | OC | ↑ | \$6.1 | \$4.5 | \$6.5 | \$3.7 | \$5.0 |
| Airport Concession Disadvantaged Business Enterprise (ACDBE) overall participation at MIA (millions)* | ED2-2 | ES-3 | OC | ↑ | \$165.0 | \$85.13 | \$169.0 | \$56.0 | \$91.2 |

*The FY 2019-20 Actual and the FY 2020-21 Projection reflect the impact of COVID-19

DIVISION COMMENTS

- The FY 2021-22 Proposed Budget includes a departmental reorganization that transfers one Administrative Officer 1 from Operations to provide administrative support functions

FY 2021 - 22 Proposed Budget and Multi-Year Capital Plan

DIVISION: BUSINESS RETENTION AND DEVELOPMENT

The Business Retention and Development Division expands and develops revenue sources for MIA and the GAA; administers and monitors air carrier and concessionaire lease agreements; and plans future business and economic development for the Department.

- Develops, negotiates and administers leases of land, building spaces and storage areas throughout the County's airport system
- Manages concessionaire lease agreements for the Department
- Monitors lease agreements for the hotel, lounge, restaurant and parking services
- Oversees non-aeronautical revenues generated through the concession program
- Develops, maintains and initiates concessions at MIA to maximize revenue opportunities and meet customer service needs
- Updates the concessions master plan to include national brands, regional brands and local participation in all concessions throughout MIA and add temporary and/or permanent locations to satisfy demand
- Organizes quarterly tenant meetings and individual tenant meetings as needed
- Monitors contract compliance and addresses non-compliance issues through remediation or termination
- Develops, monitors and maintains sales and revenue budget for concessions at MIA
- Conducts annual survey of airport patrons for comparative information on MIA airport patrons' preferences in addition to researching comparable airport benchmarks
- Manages the MIA Mystery Shopper program for terminal-wide concessions to encourage customer service at all levels
- Continues to foster relationships with the travel concessions industry on current and future business opportunities at MIA

Key Department Measures, Strategic Objectives, and Resiliency Drivers

| Measures | SO | RD | Type | Good | FY 18-19 | FY 19-20 | FY 20-21 | FY 20-21 | FY 21-22 |
|--|-------|------|------|------|----------|----------|----------|------------|----------|
| | | | | | Actual | Actual | Budget | Projection | Target |
| MIA non-terminal rental revenue (millions) | GG4-2 | ES-3 | OC | ↑ | \$61.1 | \$50.8 | \$60.6 | \$40.8 | \$50.0 |
| GAA revenue (millions) | GG4-2 | ES-3 | OC | ↑ | \$10.2 | \$17.0 | \$9.6 | \$9.5 | \$9.6 |

DIVISION COMMENTS

- The FY 2021-22 Proposed Budget includes a departmental reorganization that transfers one Special Projects Administrator 1 to Facilities Management to provide administrative support functions

DIVISION: FACILITIES DEVELOPMENT

The Facilities Development Division manages the planning and development of, acquisition of funds for, improvements to Miami-Dade County's public use airports to meet growing aviation demands and supports the environmental, civil and aviation fuel needs of the Department.

- Provides design and construction services to the airports' internal and external customers
- Provides short- and long-range planning for MIA's infrastructure, concourse and terminals and for individual projects and programs
- Manages federal and state grants that provide funding for MIA's Capital Improvement Program
- Acts in a technical advisory capacity to key stakeholders including the FAA concerning safety standards, regulatory compliance and operating and planning issues
- Conducts land use and zoning analyses
- Supports the environmental, civil and aviation fuel needs of the Department
- Monitors the levels and quality of the domestic water, sewage and storm water systems
- Manages, monitors and maintains Airside Operations area pavement
- Performs audits of tenants for environmental compliance

FY 2021 - 22 Proposed Budget and Multi-Year Capital Plan

| Key Department Measures, Strategic Objectives, and Resiliency Drivers | | | | | | | | | |
|--|-------|------|------|------|----------|----------|----------|------------|----------|
| Measures | SO | RD | Type | Good | FY 18-19 | FY 19-20 | FY 20-21 | FY 20-21 | FY 21-22 |
| | | | | | Actual | Actual | Budget | Projection | Target |
| Airspace analyses conducted for airport construction (monthly average) | ED1-5 | IE-3 | OP | ↔ | 543 | 67 | 50 | 50 | 50 |

| DIVISION: FACILITIES MANAGEMENT |
|--|
| <p>The Facilities Management Division maintains all airport systems and facilities in optimum working condition, including the environmental systems, infrastructure and fuel systems.</p> <ul style="list-style-type: none"> • Ensures that facilities at the airport are kept operationally reliable at all times • Maintains and repairs the facilities and utility systems at MIA and GAA • Ensures readiness of all new facilities including testing, commissioning and turnover; sets operational standards; and updates MDAD design guidelines |

DIVISION COMMENTS

- The FY 2021-22 Proposed Budget includes a departmental reorganization that transfers one Airport Administrative Secretary from Policy Advisement to provide office support functions and one Special Projects Administrator 1 from Business Retention and Development to provide administrative support functions

| DIVISION: FINANCE AND STRATEGY |
|--|
| <p>The Finance and Strategy Division is responsible for management of accounting and financial services; development and monitoring of the operating and capital budgets and development and monitoring of the Department's business plan.</p> <ul style="list-style-type: none"> • Oversees all accounting activities, including cost accounting, accounts payable and receivable, cash management and generation of financial statements; coordinates with external auditor for year-end financial audit • Manages capital and operating budget activities • Develops and monitors the business plan for the Department on an annual basis • Applies sound project management principles to control scope, cost, schedule and quality of capital projects at the Aviation Department |

| Key Department Measures, Strategic Objectives, and Resiliency Drivers | | | | | | | | | |
|---|-------|------|------|------|----------|----------|----------|------------|----------|
| Measures | SO | RD | Type | Good | FY 18-19 | FY 19-20 | FY 20-21 | FY 20-21 | FY 21-22 |
| | | | | | Actual | Actual | Budget | Projection | Target |
| MIA cost per enplaned passenger | ED1-5 | ES-3 | OC | ↓ | \$19.23 | \$21.74 | \$24.81 | \$24.81 | \$24.47 |
| MIA passengers (millions)* | ED1-5 | ES-3 | OC | ↑ | 45.8 | 25.4 | 31.9 | 26.5 | 31.7 |
| MIA cargo tonnage (millions) | ED1-5 | ES-3 | OC | ↑ | 2.3 | 2.3 | 2.4 | 2.4 | 2.6 |
| Landing Fee Rate (per 1,000 lbs. in dollars) | ED1-5 | ES-3 | OC | ↓ | \$1.62 | \$1.62 | \$1.62 | \$1.62 | \$1.62 |
| Enplaned Passengers (millions)* | ED1-5 | ES-3 | OC | ↑ | 22.7 | 12.6 | 16.0 | 13.2 | 15.8 |

*The FY 2019-20 Actual and the FY 2020-21 Projection reflect the impact of COVID-19

FY 2021 - 22 Proposed Budget and Multi-Year Capital Plan

DIVISION: OPERATIONS

The Operations Division provides for a safe and secure airfield at MIA; manages the day-to-day operations within the terminal building; oversees the 24 hour traffic operations, which extend from the terminal curb to the airport property line, including the cargo area; oversees operations at the GAA; and addresses the issue of aircraft related noise and land compatibility within the community.

- Manages the day-to-day operation of the facility and acts as a mediator to resolve complaints/issues for tenants, airlines and passengers in MIA terminals
- Provides secure, safe and efficient airfield areas, terminal gates and cargo loading positions for aircraft users
- Provides for the smooth flow of traffic through the airport, monitors ground transportation activity and enforces parking regulations at MIA
- Provides users with a modern, safe and efficiently operated system of airports from which all services associated with general aviation can be acquired
- Develops and implements measures to reduce the negative impact of aircraft noise in residential areas of Miami-Dade County

Key Department Measures, Strategic Objectives, and Resiliency Drivers

| Measures | SO | RD | Type | Good | FY 18-19 | FY 19-20 | FY 20-21 | FY 20-21 | FY 21-22 |
|---|-------|------|------|------|----------|----------|----------|------------|----------|
| | | | | | Actual | Actual | Budget | Projection | Target |
| Air Operations Area (AOA) Certification Driver Training Attendance* | GG4-1 | IE-3 | OC | ↑ | 8,274 | 6,006 | 8,100 | 7,150 | 7,565 |

*The FY 2019-20 Actual and the FY 2020-21 Projection reflect the impact of COVID-19

DIVISION COMMENTS

- The FY 2021-22 Proposed Budget includes a departmental reorganization that transfers one Administrative Officer 1 to Administration to provide administrative support functions
- **The FY 2021-22 Proposed Budget includes the conversion of twenty-four Airport Operations Specialists from part-time to full-time positions**

DIVISION: POLICY ADVISEMENT

The Policy Advisement Division directs all administrative, financial and operational activities for the Department; plans and coordinates air carrier route development and route maintenance; manages long-term special projects; and shapes departmental policies.

- Coordinates agenda items for the Board of County Commissioners
- Creates an environment that is visually stimulating for passengers at the airport
- Oversees MIA's image, branding, customer service and electronic and social media
- Coordinates, develops and directs all media relations activities, special events and external communications for the Department
- Prepares marketing plans to attract new business
- Ensures adherence to federal, state and County rules through the Professional Compliance section
- Provides protocol services to ensure a smooth passage of dignitaries through the airport

FY 2021 - 22 Proposed Budget and Multi-Year Capital Plan

| Key Department Measures, Strategic Objectives, and Resiliency Drivers | | | | | | | | | |
|---|-------|------|------|------|----------|----------|----------|------------|----------|
| Measures | SO | RD | Type | Good | FY 18-19 | FY 19-20 | FY 20-21 | FY 20-21 | FY 21-22 |
| | | | | | Actual | Actual | Budget | Projection | Target |
| Percentage of new hires receiving "Miami Begins with MIA" training | ED1-5 | IE-3 | EF | ↑ | 100% | 100% | 100% | 100% | 100% |
| Overall customer service ratings for MIA | ED1-5 | IE-3 | OC | ↑ | 759 | 801 | 750 | 750 | 750 |

DIVISION COMMENTS

- The FY 2021-22 Proposed Budget includes a departmental reorganization that transfers one Airport Administrative Secretary to Facilities Management to provide office support functions

DIVISION: PUBLIC SAFETY AND SECURITY

The Public Safety and Security Division oversees investigative police and uniform services, as well as fire and rescue services and ensures enforcement of all local, state and federally mandated security requirements.

- Oversees investigative police and uniform services
- Oversees fire and rescue services at MIA
- Ensures the secure movement of people and goods through MIA and enforces all local, state and federally mandated security requirements

| Key Department Measures, Strategic Objectives, and Resiliency Drivers | | | | | | | | | |
|---|-------|------|------|------|----------|----------|----------|------------|----------|
| Measures | SO | RD | Type | Good | FY 18-19 | FY 19-20 | FY 20-21 | FY 20-21 | FY 21-22 |
| | | | | | Actual | Actual | Budget | Projection | Target |
| Average number of overall crimes per month at MIA* | PS3-3 | ES-2 | OC | ↓ | 57 | 26 | 70 | 70 | 65 |

*The FY 2019-20 Actual reflects the impact of COVID-19

ADDITIONAL INFORMATION

- MDAD's promotional funds total \$258,100 and will be used for activities that promote Miami-Dade County's airport system; major programs include Community and Global Outreach Programs (\$158,100), 2021 Air Cargo and Air Logistics Americas (\$50,000) and various other activities (\$50,000)
- MDAD was awarded \$207 million in grant funding related to the Coronavirus Aid, Relief, and Economic Security (CARES) Act related to Debt Service payments and to the reimbursement of operating expenses

FY 2021 - 22 Proposed Budget and Multi-Year Capital Plan

CAPITAL BUDGET HIGHLIGHTS AND OPERATIONAL IMPACTS

- The Department's FY 2021-22 Capital Improvement Program (CIP), has 20 subprograms projects that include: MIA Central Base Apron and Utilities, MIA Concourse E, MIA South Terminal, MIA Miscellaneous Projects, MIA Passenger Boarding Bridges, MIA Land Acquisition (MII 2020), MIA Airfield and Airside, MIA North Terminal, MIA Central Terminal, MIA South Terminal Expansion, MIA Terminal Wide, MIA Terminal Wide Roof, MIA Terminal Wide Restrooms, MIA Cargo and Non-Terminal Buildings, MIA Landside and Roadways, MIA Fuel Facilities, General Aviation Airports, MIA Land Acquisition, MIA Support Projects, and MIA Reserve Maintenance (total program cost \$5.857 billion; \$479.099 million in FY 2021-22)
- The runway rehabilitation and runup pad development at Miami Opa-Locka Executive Airport, security upgrades at the Miami-Homestead General Aviation Airport and apron expansion with a new taxi lane and Airport Traffic Control Tower (ATCT) at Miami Executive Airport are among the various projects underway in the General Aviation Airports Subprogram (total General Aviation Airports Subprogram cost \$117.607 million; \$17.395 million in FY 2021-22)
- The Central Base Apron and Utilities project started construction during the third quarter of FY 2018-19 and is expected to be completed by the third quarter of FY 2022-23 (total Central Base Apron and Utilities Subprogram cost \$108.482 million; \$54.634 million in FY 2021-22)
- In December of 2021, the Central Terminal Baggage Handling System (BHS) Improvements project, under the South Terminal Subprogram, is projected to be completed; the BHS project will increase the capacity for processing baggage and improve the airport's security efforts for screening baggage through the installation of state-of-the-art automated security equipment (total South Terminal Subprogram cost \$341.498 million; \$60.291 million in FY 2021-22)
- The Department's FY 2021-22 Proposed Budget and Multi-Year Capital Plan includes ongoing projects in the Central Terminal Subprogram; various projects include but are not limited to enhancing the passenger experience at MIA through improved security processing by providing centralized security checkpoints for concourses E and F; design and construction of additional hold rooms to meet growing gate demands and aircraft size capacity; and the design and construction of a new Concourse F to increase air traffic capacity and improve MIA's passenger experience; it is anticipated the new concourse will be completed by the third quarter of FY 2030-31 (total Central Terminal Subprogram cost \$1.739 billion; \$13.272 in FY 2021-22)
- The new Concourse E chiller plant project started the architectural and engineering procurement process in the second quarter of FY 2019-20 and is projected to be completed by the second quarter of FY 2021-22; the total Concourse E Subprogram cost is \$390.293 million with \$34.242 million projected to be spent in FY 2021-22
- Under the Department's Miscellaneous Project Subprogram, the Airport Operations Center project is currently under design and is estimated to be completed by the first quarter of FY 2021-22; the MIA - Taxiway T and S Pavement Rehabilitation and Taxiway R Realignment project, which will increase safety for both aircrafts and vehicles through taxiway connector modifications, is expected to be completed by the third quarter of FY 2021-22; the Central Terminal Ticket Counter replacement project which, will improve passenger circulation and align with the new baggage handling system (anticipated to be completed in December of 2021), began in April 2016 and is still in progress with an anticipated completion date of the first quarter of FY 2022-23 (total Miscellaneous Project Subprogram cost \$488.644 million; \$117.354 million in FY 2021-22)
- Among the many other capital projects ongoing in the North Terminal, the renovation of restrooms is expected to start in the second quarter of FY 2020-21 with a FY 2021-22 fourth quarter completion date (total North Terminal Subprogram cost is \$589.195 million; \$5.486 million in FY 2021-22)
- The Passenger Boarding Bridges (PBB) project which completed the installation of the first five passenger boarding bridges in FY 2018-19, is expected to install 12 new bridges by the second quarter of FY 2020-21 and is projecting to have replaced 34 passenger boarding bridges in total by the first quarter of FY 2022-23; the replacement of these aging passenger boarding bridges will provide operational savings to the Department by reducing maintenance costs and loss of gate revenue due to equipment failure (total Passenger Boarding Bridges Subprogram cost \$77.85 million; \$24.325 million in FY 2021-22)
- In the fourth quarter of FY 2021-22, the Department will start the design for the expansion of the South Terminal and its associated apron to the east; the project will add an additional three gates available for increased air traffic volume and provide more hardstand positions that will help the airlines and airport operations meet growing industry demands; construction is expected to be completed by the fourth quarter of FY 2026-27 (total South Terminal Expansion Subprogram cost \$448.893 million; \$19.870 million in FY 2021-22)

FY 2021 - 22 Proposed Budget and Multi-Year Capital Plan

- The MIA Parking Access and Revenue Control System Replacement project, under the Support Projects Subprogram, began construction in the first quarter of FY 2019-20 and is projected to be completed in the third quarter of FY 2021-22 (total Support Projects Subprogram cost is \$44.109 million, \$14.921 million in FY 2021-22)
- Under the Terminal-Wide Roof Subprogram, it is anticipated that the department will complete the design of the terminal-wide re-roofing and lighting systems project by the close of the second quarter in FY 2021-22 (total Terminal-Wide Subprogram cost \$119.772 million; \$3.394 million in FY 2021-22)

SELECTED ITEM HIGHLIGHTS AND DETAILS

| Line Item Highlights | (dollars in thousands) | | | | |
|-------------------------|------------------------|--------------------|--------------------|------------------------|----------------------|
| | Actual FY 18-19 | Actual FY 19-20 | Budget FY 20-21 | Projection FY 20-21 | Proposed FY 21-22 |
| Advertising | 1,067 | 914 | 1,030 | 950 | 918 |
| Fuel | 1,030 | 1,144 | 1,463 | 730 | 1,430 |
| Overtime | 3,708 | 3,345 | 4,301 | 2,792 | 4,249 |
| Rent | 0 | 0 | 0 | 0 | 0 |
| Security Services | 9,945 | 8,816 | 8,920 | 8,691 | 8,691 |
| Temporary Services | 172 | 140 | 95 | 92 | 79 |
| Travel and Registration | 254 | 122 | 712 | 350 | 509 |
| Utilities | 60,148 | 45,540 | 52,975 | 45,868 | 50,075 |

PROPOSED FEE ADJUSTMENTS FOR SERVICES

| Fee Adjustments | Current Fee FY 20-21 | Proposed Fee FY 21-22 | Dollar Impact FY 21-22 |
|------------------------------|-------------------------|--------------------------|---------------------------|
| • Landing Fee | 1.62 | 1.62 | \$50,163,000 |
| • Concourse Fee | 4.91 | 4.91 | \$37,590,000 |
| • Preferential Gate Fee | 666,161.83 | 648,105.45 | \$49,904,000 |
| • Baggage Claim Fee | .92 | 1.00 | \$9,829,000 |
| • Screening Fee | 1.44 | 1.57 | \$28,007,000 |
| • Baggage Make-up (Capital) | .50 | .55 | \$5,699,000 |
| • International Facility Fee | 12.43 | 12.77 | \$118,771,000 |
| • Terminal Rent - Class I | 88.75 | 85.16 | \$1,817,000 |
| • Terminal Rent - Class II | 133.13 | 127.74 | \$17,884,000 |
| • Terminal Rent - Class III | 88.75 | 85.16 | \$24,114,000 |
| • Terminal Rent - Class IV | 44.38 | 42.58 | \$9,873,000 |
| • Terminal Rent - Class V | 22.19 | 21.29 | \$253,000 |
| • Terminal Rent - Class VI | 88.75 | 85.16 | \$306,000 |

FY 2021 - 22 Proposed Budget and Multi-Year Capital Plan

OPERATING FINANCIAL SUMMARY

| (dollars in thousands) | Actual FY 18-19 | Actual FY 19-20 | Budget FY 20-21 | Proposed FY 21-22 |
|---|--------------------|--------------------|--------------------|----------------------|
| Revenue Summary | | | | |
| Aviation Fees and Charges | 390,395 | 248,624 | 338,899 | 337,658 |
| Carryover | 98,891 | 86,157 | 92,826 | 89,129 |
| Commercial Operations | 278,630 | 160,832 | 209,853 | 201,660 |
| Non-Operating Revenue | 91,293 | 97,591 | 58,000 | 41,000 |
| Other Revenues | 25,034 | 89,233 | 24,008 | 71,377 |
| Rental Income | 148,941 | 116,031 | 222,278 | 165,801 |
| Total Revenues | 1,033,184 | 798,468 | 945,864 | 906,625 |
| Operating Expenditures Summary | | | | |
| Salary | 98,012 | 105,930 | 111,658 | 113,034 |
| Fringe Benefits | 38,206 | 37,930 | 43,970 | 45,642 |
| Court Costs | 147 | 103 | 328 | 287 |
| Contractual Services | 94,017 | 96,441 | 140,452 | 130,321 |
| Other Operating | 147,178 | 119,036 | 126,655 | 122,262 |
| Charges for County Services | 98,468 | 91,250 | 97,818 | 100,456 |
| Capital | 2,520 | 1,332 | 3,405 | 3,637 |
| Total Operating Expenditures | 478,548 | 452,022 | 524,286 | 515,639 |
| Non-Operating Expenditures Summary | | | | |
| Transfers | 466,118 | 274,238 | 332,449 | 303,328 |
| Distribution of Funds In Trust | 0 | 0 | 0 | 0 |
| Debt Service | 0 | 0 | 0 | 0 |
| Depreciation, Amortizations and Depletion | 0 | 0 | 0 | 0 |
| Reserve | 0 | 0 | 89,129 | 87,658 |
| Total Non-Operating Expenditures | 466,118 | 274,238 | 421,578 | 390,986 |

| (dollars in thousands) | Total Funding | | Total Positions | |
|---|--------------------|----------------------|--------------------|----------------------|
| Expenditure By Program | Budget FY 20-21 | Proposed FY 21-22 | Budget FY 20-21 | Proposed FY 21-22 |
| Strategic Area: Economic Development | | | | |
| Executive | 5,006 | 5,127 | 15 | 15 |
| Administration | 57,685 | 61,982 | 159 | 160 |
| Business Retention and Development | 8,334 | 8,408 | 51 | 50 |
| Commercial Operations | 33,977 | 38,589 | 0 | 0 |
| Facilities Development | 23,279 | 22,113 | 63 | 63 |
| Facilities Management | 167,316 | 155,972 | 452 | 454 |
| Finance and Strategy | 13,762 | 15,061 | 73 | 73 |
| Operations | 46,495 | 46,084 | 415 | 438 |
| Policy Advisement | 9,694 | 9,393 | 50 | 49 |
| Public Safety and Security | 93,659 | 93,395 | 154 | 154 |
| Non-Departmental | 65,079 | 59,515 | 0 | 0 |
| Total Operating Expenditures | 524,286 | 515,639 | 1,432 | 1,456 |

FY 2021 - 22 Proposed Budget and Multi-Year Capital Plan

CAPITAL BUDGET SUMMARY

| (dollars in thousands) | PRIOR | FY 21-22 | FY 22-23 | FY 23-24 | FY 24-25 | FY 25-26 | FY 26-27 | FUTURE | TOTAL |
|--|----------------|----------------|----------------|----------------|----------------|----------------|----------------|------------------|------------------|
| Revenue | | | | | | | | | |
| Aviation 2016 Commercial Paper | 170,000 | 0 | 0 | 0 | 0 | 0 | 0 | 0 | 170,000 |
| Aviation 2021 Commercial Paper | 27,733 | 172,267 | 0 | 0 | 0 | 0 | 0 | 0 | 200,000 |
| Aviation Operating Funds | 2,061 | 0 | 0 | 0 | 0 | 0 | 0 | 0 | 2,061 |
| Aviation Passenger Facility Charge | 28,927 | 35,674 | 54,621 | 0 | 0 | 0 | 0 | 0 | 119,222 |
| Aviation Revenue Bonds | 225,040 | 23,292 | 0 | 0 | 0 | 0 | 0 | 0 | 248,332 |
| Claims Construction Fund | 2,574 | 4,272 | 1,666 | 0 | 0 | 0 | 0 | 0 | 8,512 |
| Double-Barreled GO Bonds | 9,006 | 17,157 | 4,014 | 0 | 0 | 0 | 0 | 0 | 30,177 |
| FDOT Funds | 76,347 | 28,209 | 17,843 | 8,571 | 23,684 | 10,015 | 3,871 | 24,397 | 192,937 |
| Federal Aviation Administration | 82,269 | 48,434 | 3,662 | 14,362 | 39,390 | 6,110 | 0 | 0 | 194,227 |
| Future Financing | 0 | 83,929 | 354,112 | 308,769 | 297,788 | 425,261 | 380,735 | 2,359,750 | 4,210,344 |
| Improvement Fund | 12,307 | 1,913 | 27,501 | 0 | 147 | 88 | 1,313 | 894 | 44,163 |
| Reserve Maintenance Fund | 145,053 | 60,000 | 25,000 | 25,000 | 25,000 | 25,000 | 25,000 | 0 | 330,053 |
| Transportation Security Administration Funds | 103,470 | 3,952 | 0 | 0 | 0 | 0 | 0 | 0 | 107,422 |
| Total: | 884,787 | 479,099 | 488,419 | 356,702 | 386,009 | 466,474 | 410,919 | 2,385,041 | 5,857,450 |
| Expenditures | | | | | | | | | |
| Strategic Area: ED | | | | | | | | | |
| Facility Expansion | 16,579 | 41,254 | 119,615 | 65,741 | 71,732 | 116,558 | 146,808 | 93,118 | 671,405 |
| Facility Improvements | 868,208 | 437,845 | 368,804 | 290,961 | 314,277 | 349,916 | 264,111 | 2,291,923 | 5,186,045 |
| Total: | 884,787 | 479,099 | 488,419 | 356,702 | 386,009 | 466,474 | 410,919 | 2,385,041 | 5,857,450 |

FUNDED CAPITAL PROJECTS

(dollars in thousands)

GENERAL AVIATION AIRPORTS SUBPROGRAM

PROJECT #: 200001049

DESCRIPTION: Rehabilitate runway 9-27 and construct run-up pad at Miami - Opa-Locka Airport; upgrade security at Miami - Homestead General Aviation Airport; construct runway incursion mitigation option 2 - Phase 1, expand south apron for a new taxi lane, construct a new 130-foot high Air traffic Control Tower and construct runway incursion mitigation hot spot 1 with Taxiway H - west extension to Threshold 9R at Miami Executive Airport

LOCATION: General Aviation Airports
Various Sites

District Located: 1,11
District(s) Served: Countywide

| REVENUE SCHEDULE: | PRIOR | 2021-22 | 2022-23 | 2023-24 | 2024-25 | 2025-26 | 2026-27 | FUTURE | TOTAL |
|---------------------------------|--------------|---------------|--------------|---------------|---------------|---------------|--------------|---------------|----------------|
| Aviation 2016 Commercial Paper | 140 | 0 | 0 | 0 | 0 | 0 | 0 | 0 | 140 |
| Aviation Revenue Bonds | 777 | 4,461 | 0 | 0 | 0 | 0 | 0 | 0 | 5,238 |
| FDOT Funds | 1,394 | 8,610 | 2,919 | 1,491 | 5,644 | 326 | 0 | 0 | 20,384 |
| Federal Aviation Administration | 5,654 | 4,324 | 902 | 8,627 | 15,804 | 0 | 0 | 0 | 35,311 |
| Future Financing | 0 | 0 | 3,653 | 1,706 | 5,730 | 16,738 | 8,815 | 19,892 | 56,534 |
| TOTAL REVENUES: | 7,965 | 17,395 | 7,474 | 11,824 | 27,178 | 17,064 | 8,815 | 19,892 | 117,607 |
| EXPENDITURE SCHEDULE: | PRIOR | 2021-22 | 2022-23 | 2023-24 | 2024-25 | 2025-26 | 2026-27 | FUTURE | TOTAL |
| Construction | 6,881 | 15,985 | 6,102 | 10,758 | 26,462 | 17,064 | 8,815 | 19,892 | 111,959 |
| Planning and Design | 1,084 | 1,410 | 1,372 | 1,066 | 716 | 0 | 0 | 0 | 5,648 |
| TOTAL EXPENDITURES: | 7,965 | 17,395 | 7,474 | 11,824 | 27,178 | 17,064 | 8,815 | 19,892 | 117,607 |

FY 2021 - 22 Proposed Budget and Multi-Year Capital Plan

MIAMI INTERNATIONAL AIRPORT (MIA) - AIRFIELD/AIRSIDE SUBPROGRAM

PROJECT #: 2000001046

DESCRIPTION: Rehabilitate Runway 9-27 and implement Runway Incursion Mitigation Hot Spot 5 to leverage Geographical Information System (GIS) runway incursion data to highlight focus areas at the airport

LOCATION: Miami International Airport District Located: 6
 Unincorporated Miami-Dade County District(s) Served: Countywide

| REVENUE SCHEDULE: | PRIOR | 2021-22 | 2022-23 | 2023-24 | 2024-25 | 2025-26 | 2026-27 | FUTURE | TOTAL |
|---------------------------------|----------|--------------|--------------|--------------|---------------|---------------|------------|----------|---------------|
| Aviation Revenue Bonds | 0 | 305 | 0 | 0 | 0 | 0 | 0 | 0 | 305 |
| FDOT Funds | 0 | 0 | 0 | 11 | 3,613 | 0 | 0 | 0 | 3,624 |
| Federal Aviation Administration | 0 | 916 | 2,760 | 5,735 | 23,586 | 6,110 | 0 | 0 | 39,107 |
| Future Financing | 0 | 0 | 920 | 1,900 | 6,906 | 25,252 | 819 | 0 | 35,797 |
| TOTAL REVENUES: | 0 | 1,221 | 3,680 | 7,646 | 34,105 | 31,362 | 819 | 0 | 78,833 |
| EXPENDITURE SCHEDULE: | PRIOR | 2021-22 | 2022-23 | 2023-24 | 2024-25 | 2025-26 | 2026-27 | FUTURE | TOTAL |
| Construction | 0 | 145 | 438 | 7,566 | 34,105 | 31,362 | 819 | 0 | 74,435 |
| Planning and Design | 0 | 1,076 | 3,242 | 80 | 0 | 0 | 0 | 0 | 4,398 |
| TOTAL EXPENDITURES: | 0 | 1,221 | 3,680 | 7,646 | 34,105 | 31,362 | 819 | 0 | 78,833 |

MIAMI INTERNATIONAL AIRPORT (MIA) - CARGO AND NON-TERMINAL BUILDINGS SUBPROGRAM

PROJECT #: 2000001048

DESCRIPTION: Demolish buildings 703 and 703A; complete environmental assessment and remediation; demolish building 5A and relocate tenants; improve apron and airside areas of building 702; construct MIA GSE facility for north terminal; construct a vehicle fueling and car wash facility; demolish building 3039 and existing fuel facility; construct a temporary south terminal General Service Equipment facility; modify 20th street Airport Operations area

LOCATION: Miami International Airport District Located: 6
 Unincorporated Miami-Dade County District(s) Served: Countywide

| REVENUE SCHEDULE: | PRIOR | 2021-22 | 2022-23 | 2023-24 | 2024-25 | 2025-26 | 2026-27 | FUTURE | TOTAL |
|--------------------------------|--------------|--------------|---------------|---------------|---------------|---------------|---------------|---------------|----------------|
| Aviation 2021 Commercial Paper | 0 | 4,827 | 0 | 0 | 0 | 0 | 0 | 0 | 4,827 |
| Aviation Revenue Bonds | 1,435 | 1,744 | 0 | 0 | 0 | 0 | 0 | 0 | 3,179 |
| FDOT Funds | 342 | 2,991 | 527 | 127 | 7,355 | 0 | 0 | 0 | 11,342 |
| Future Financing | 0 | 0 | 19,484 | 22,642 | 55,391 | 32,186 | 18,114 | 14,936 | 162,753 |
| TOTAL REVENUES: | 1,777 | 9,562 | 20,011 | 22,769 | 62,746 | 32,186 | 18,114 | 14,936 | 182,101 |
| EXPENDITURE SCHEDULE: | PRIOR | 2021-22 | 2022-23 | 2023-24 | 2024-25 | 2025-26 | 2026-27 | FUTURE | TOTAL |
| Construction | 602 | 4,971 | 19,372 | 20,446 | 62,494 | 32,186 | 18,043 | 14,130 | 172,244 |
| Planning and Design | 1,175 | 4,591 | 639 | 2,323 | 252 | 0 | 71 | 806 | 9,857 |
| TOTAL EXPENDITURES: | 1,777 | 9,562 | 20,011 | 22,769 | 62,746 | 32,186 | 18,114 | 14,936 | 182,101 |

FY 2021 - 22 Proposed Budget and Multi-Year Capital Plan

MIAMI INTERNATIONAL AIRPORT (MIA) - LAND ACQUISITION 2020 SUBPROGRAM **PROJECT #: 2000001340**

DESCRIPTION: Expand MIA's blueprint through land acquisition; as per MIA's Airline Use Agreement(AUA) which requires that certain capital projects be submitted for approval through the Majority-In-Interest(MII) of the Miami Airport Affairs Committee (MAAC) Airlines; the MAAC serves as the liaison between the MIA airlines and MDAD; the MAAC approved this land acquisition program.

LOCATION: Various Sites District Located: 6
 Various Sites District(s) Served: Countywide

| REVENUE SCHEDULE: | PRIOR | 2021-22 | 2022-23 | 2023-24 | 2024-25 | 2025-26 | 2026-27 | FUTURE | TOTAL |
|----------------------------|----------|---------------|---------------|----------|----------|----------|----------|----------|---------------|
| Future Financing | 0 | 21,384 | 26,445 | 0 | 0 | 0 | 0 | 0 | 47,829 |
| TOTAL REVENUES: | 0 | 21,384 | 26,445 | 0 | 0 | 0 | 0 | 0 | 47,829 |
| EXPENDITURE SCHEDULE: | PRIOR | 2021-22 | 2022-23 | 2023-24 | 2024-25 | 2025-26 | 2026-27 | FUTURE | TOTAL |
| Construction | 0 | 21,384 | 26,445 | 0 | 0 | 0 | 0 | 0 | 47,829 |
| TOTAL EXPENDITURES: | 0 | 21,384 | 26,445 | 0 | 0 | 0 | 0 | 0 | 47,829 |

MIAMI INTERNATIONAL AIRPORT (MIA) - LAND ACQUISITION SUBPROGRAM **PROJECT #: 2000001655**

DESCRIPTION: Expand MIA's blueprint through land acquisition; this land acquisition program does not fall under the Miami Airport Affairs Committee (MAAC) required approval

LOCATION: Various sites District Located: 6
 Various Sites District(s) Served: 13

| REVENUE SCHEDULE: | PRIOR | 2021-22 | 2022-23 | 2023-24 | 2024-25 | 2025-26 | 2026-27 | FUTURE | TOTAL |
|----------------------------|---------------|----------|---------------|---------------|----------|----------|----------|----------|----------------|
| Aviation Revenue Bonds | 10,682 | 0 | 0 | 0 | 0 | 0 | 0 | 0 | 10,682 |
| Future Financing | 0 | 0 | 53,245 | 53,244 | 0 | 0 | 0 | 0 | 106,489 |
| Improvement Fund | 5,000 | 0 | 0 | 0 | 0 | 0 | 0 | 0 | 5,000 |
| TOTAL REVENUES: | 15,682 | 0 | 53,245 | 53,244 | 0 | 0 | 0 | 0 | 122,171 |
| EXPENDITURE SCHEDULE: | PRIOR | 2021-22 | 2022-23 | 2023-24 | 2024-25 | 2025-26 | 2026-27 | FUTURE | TOTAL |
| Construction | 15,682 | 0 | 53,245 | 53,244 | 0 | 0 | 0 | 0 | 122,171 |
| TOTAL EXPENDITURES: | 15,682 | 0 | 53,245 | 53,244 | 0 | 0 | 0 | 0 | 122,171 |

MIAMI INTERNATIONAL AIRPORT (MIA) - LANDSIDE AND ROADWAYS SUBPROGRAM **PROJECT #: 2000001047**

DESCRIPTION: Construct new perimeter road bridge over Tamiami canal to expand to double lanes in both directions

LOCATION: Miami International Airport District Located: 6
 Unincorporated Miami-Dade County District(s) Served: Countywide

| REVENUE SCHEDULE: | PRIOR | 2021-22 | 2022-23 | 2023-24 | 2024-25 | 2025-26 | 2026-27 | FUTURE | TOTAL |
|----------------------------|----------|----------|------------|------------|--------------|------------|--------------|---------------|---------------|
| FDOT Funds | 0 | 0 | 61 | 217 | 363 | 90 | 1,976 | 7,856 | 10,563 |
| Future Financing | 0 | 0 | 161 | 442 | 2,157 | 125 | 1,976 | 14,267 | 19,128 |
| TOTAL REVENUES: | 0 | 0 | 222 | 659 | 2,520 | 215 | 3,952 | 22,123 | 29,691 |
| EXPENDITURE SCHEDULE: | PRIOR | 2021-22 | 2022-23 | 2023-24 | 2024-25 | 2025-26 | 2026-27 | FUTURE | TOTAL |
| Construction | 0 | 0 | 31 | 212 | 1,881 | 56 | 3,952 | 22,123 | 28,255 |
| Planning and Design | 0 | 0 | 191 | 447 | 639 | 159 | 0 | 0 | 1,436 |
| TOTAL EXPENDITURES: | 0 | 0 | 222 | 659 | 2,520 | 215 | 3,952 | 22,123 | 29,691 |

FY 2021 - 22 Proposed Budget and Multi-Year Capital Plan

MIAMI INTERNATIONAL AIRPORT (MIA) - MISCELLANEOUS PROJECTS SUBPROGRAM **PROJECT #: 200000096**

DESCRIPTION: Rehabilitate taxiway T and S; realign taxiway R; construct Airport Operations Control Room (AOC); construct new employee parking garage; replace Concourse E through H ticket counters; and repair MIA parking garage structure

LOCATION: Miami International Airport District Located: 6
 Unincorporated Miami-Dade County District(s) Served: Countywide

| REVENUE SCHEDULE: | PRIOR | 2021-22 | 2022-23 | 2023-24 | 2024-25 | 2025-26 | 2026-27 | FUTURE | TOTAL |
|------------------------------------|----------------|----------------|---------------|----------------|------------|----------|----------|----------|----------------|
| Aviation 2016 Commercial Paper | 40,638 | 0 | 0 | 0 | 0 | 0 | 0 | 0 | 40,638 |
| Aviation 2021 Commercial Paper | 8,798 | 63,630 | 0 | 0 | 0 | 0 | 0 | 0 | 72,428 |
| Aviation Passenger Facility Charge | 9,228 | 0 | 0 | 0 | 0 | 0 | 0 | 0 | 9,228 |
| Aviation Revenue Bonds | 34,745 | 4,265 | 0 | 0 | 0 | 0 | 0 | 0 | 39,010 |
| Double-Barreled GO Bonds | 1,557 | 14,429 | 4,014 | 0 | 0 | 0 | 0 | 0 | 20,000 |
| FDOT Funds | 9,815 | 5,068 | 544 | 0 | 0 | 0 | 0 | 0 | 15,427 |
| Federal Aviation Administration | 40,035 | 0 | 0 | 0 | 0 | 0 | 0 | 0 | 40,035 |
| Future Financing | 0 | 29,962 | 67,447 | 124,796 | 823 | 0 | 0 | 0 | 223,028 |
| Improvement Fund | 1,469 | 0 | 27,031 | 0 | 0 | 0 | 0 | 0 | 28,500 |
| Reserve Maintenance Fund | 350 | 0 | 0 | 0 | 0 | 0 | 0 | 0 | 350 |
| TOTAL REVENUES: | 146,635 | 117,354 | 99,036 | 124,796 | 823 | 0 | 0 | 0 | 488,644 |
| EXPENDITURE SCHEDULE: | PRIOR | 2021-22 | 2022-23 | 2023-24 | 2024-25 | 2025-26 | 2026-27 | FUTURE | TOTAL |
| Construction | 135,106 | 115,442 | 98,022 | 124,393 | 823 | 0 | 0 | 0 | 473,786 |
| Planning and Design | 11,529 | 1,912 | 1,014 | 403 | 0 | 0 | 0 | 0 | 14,858 |
| TOTAL EXPENDITURES: | 146,635 | 117,354 | 99,036 | 124,796 | 823 | 0 | 0 | 0 | 488,644 |

MIAMI INTERNATIONAL AIRPORT (MIA) - NORTH TERMINAL SUBPROGRAM **PROJECT #: 200001042**

DESCRIPTION: Redevelopment of North Terminal's regional commuter facility to include Concourse D west extension of building and apron; upgrade North Terminal ramp level restrooms; implement North Terminal Gate Optimization and North Terminal Gate infrastructure upgrades to accommodate larger aircraft; and install Swing Door at gate D-60

LOCATION: Miami International Airport District Located: 6
 Unincorporated Miami-Dade County District(s) Served: Countywide

| REVENUE SCHEDULE: | PRIOR | 2021-22 | 2022-23 | 2023-24 | 2024-25 | 2025-26 | 2026-27 | FUTURE | TOTAL |
|--------------------------------|--------------|--------------|---------------|---------------|---------------|---------------|---------------|----------------|----------------|
| Aviation 2021 Commercial Paper | 0 | 1,214 | 0 | 0 | 0 | 0 | 0 | 0 | 1,214 |
| Claims Construction Fund | 2,574 | 4,272 | 1,666 | 0 | 0 | 0 | 0 | 0 | 8,512 |
| Future Financing | 0 | 0 | 13,079 | 32,267 | 26,062 | 93,478 | 91,942 | 322,641 | 579,469 |
| TOTAL REVENUES: | 2,574 | 5,486 | 14,745 | 32,267 | 26,062 | 93,478 | 91,942 | 322,641 | 589,195 |
| EXPENDITURE SCHEDULE: | PRIOR | 2021-22 | 2022-23 | 2023-24 | 2024-25 | 2025-26 | 2026-27 | FUTURE | TOTAL |
| Construction | 1,957 | 4,410 | 5,036 | 19,029 | 18,872 | 93,478 | 91,942 | 322,641 | 557,365 |
| Planning and Design | 617 | 1,076 | 9,709 | 13,238 | 7,190 | 0 | 0 | 0 | 31,830 |
| TOTAL EXPENDITURES: | 2,574 | 5,486 | 14,745 | 32,267 | 26,062 | 93,478 | 91,942 | 322,641 | 589,195 |

FY 2021 - 22 Proposed Budget and Multi-Year Capital Plan

**MIAMI INTERNATIONAL AIRPORT (MIA) - PASSENGER BOARDING BRIDGES
SUBPROGRAM**

PROJECT #: 200000596

DESCRIPTION: Replace 34 Passenger Boarding Bridges (PBBs) and associated equipment at concourses D, E, F and G within the next five years

LOCATION: Miami International Airport District Located: 6
Unincorporated Miami-Dade County District(s) Served: Countywide

| REVENUE SCHEDULE: | PRIOR | 2021-22 | 2022-23 | 2023-24 | 2024-25 | 2025-26 | 2026-27 | FUTURE | TOTAL |
|------------------------------------|---------------|---------------|---------------|----------|----------|----------|----------|----------|---------------|
| Aviation Passenger Facility Charge | 14,120 | 24,325 | 39,405 | 0 | 0 | 0 | 0 | 0 | 77,850 |
| TOTAL REVENUES: | 14,120 | 24,325 | 39,405 | 0 | 0 | 0 | 0 | 0 | 77,850 |
| EXPENDITURE SCHEDULE: | PRIOR | 2021-22 | 2022-23 | 2023-24 | 2024-25 | 2025-26 | 2026-27 | FUTURE | TOTAL |
| Construction | 13,737 | 23,261 | 37,935 | 0 | 0 | 0 | 0 | 0 | 74,933 |
| Planning and Design | 383 | 1,064 | 1,470 | 0 | 0 | 0 | 0 | 0 | 2,917 |
| TOTAL EXPENDITURES: | 14,120 | 24,325 | 39,405 | 0 | 0 | 0 | 0 | 0 | 77,850 |

MIAMI INTERNATIONAL AIRPORT (MIA) - RESERVE MAINTENANCE SUBPROGRAM

PROJECT #: 200000068

DESCRIPTION: Provide funding for various unusual and/or extraordinary projects including but not limited to maintenance, repairs, renewals and/or replacement; and the replacement of IT equipment, miscellaneous environmental and paving rehabilitation projects

LOCATION: Miami International Airport District Located: 6
Unincorporated Miami-Dade County District(s) Served: Countywide

| REVENUE SCHEDULE: | PRIOR | 2021-22 | 2022-23 | 2023-24 | 2024-25 | 2025-26 | 2026-27 | FUTURE | TOTAL |
|----------------------------|---------------|---------------|---------------|---------------|---------------|---------------|---------------|----------|----------------|
| Reserve Maintenance Fund | 70,925 | 58,874 | 23,443 | 23,600 | 23,600 | 23,600 | 23,600 | 0 | 247,642 |
| TOTAL REVENUES: | 70,925 | 58,874 | 23,443 | 23,600 | 23,600 | 23,600 | 23,600 | 0 | 247,642 |
| EXPENDITURE SCHEDULE: | PRIOR | 2021-22 | 2022-23 | 2023-24 | 2024-25 | 2025-26 | 2026-27 | FUTURE | TOTAL |
| Construction | 68,065 | 52,995 | 21,099 | 21,240 | 21,240 | 21,240 | 21,240 | 0 | 227,119 |
| Planning and Design | 2,860 | 5,879 | 2,344 | 2,360 | 2,360 | 2,360 | 2,360 | 0 | 20,523 |
| TOTAL EXPENDITURES: | 70,925 | 58,874 | 23,443 | 23,600 | 23,600 | 23,600 | 23,600 | 0 | 247,642 |

FY 2021 - 22 Proposed Budget and Multi-Year Capital Plan

MIAMI INTERNATIONAL AIRPORT (MIA) - SOUTH TERMINAL EXPANSION SUBPROGRAM **PROJECT #: 2000001317**

DESCRIPTION: Enhance South Terminal Smoke Evacuation System; perform Concourse H Glazing and Curtain Wall Assessment and Corrective Action; demolish Building 3050 for South Terminal Expansion; relocate South Terminal Apron and Utilities Phase 1; expand South Terminal eastward adding new gates; and develop South Terminal Centralized Checkpoint

LOCATION: Miami International Airport District Located: 6
 Unincorporated Miami-Dade County District(s) Served: Countywide

| REVENUE SCHEDULE: | PRIOR | 2021-22 | 2022-23 | 2023-24 | 2024-25 | 2025-26 | 2026-27 | FUTURE | TOTAL |
|----------------------------|------------|---------------|---------------|---------------|---------------|----------------|----------------|---------------|----------------|
| Aviation Revenue Bonds | 213 | 0 | 0 | 0 | 0 | 0 | 0 | 0 | 213 |
| FDOT Funds | 0 | 2,295 | 6,156 | 3,517 | 4,367 | 9,375 | 0 | 0 | 25,710 |
| Future Financing | 0 | 17,575 | 33,769 | 8,980 | 67,209 | 106,278 | 142,911 | 46,248 | 422,970 |
| TOTAL REVENUES: | 213 | 19,870 | 39,925 | 12,497 | 71,576 | 115,653 | 142,911 | 46,248 | 448,893 |
| EXPENDITURE SCHEDULE: | PRIOR | 2021-22 | 2022-23 | 2023-24 | 2024-25 | 2025-26 | 2026-27 | FUTURE | TOTAL |
| Construction | 7 | 14,576 | 27,571 | 6,063 | 71,576 | 115,653 | 142,911 | 46,248 | 424,605 |
| Planning and Design | 206 | 5,294 | 12,354 | 6,434 | 0 | 0 | 0 | 0 | 24,288 |
| TOTAL EXPENDITURES: | 213 | 19,870 | 39,925 | 12,497 | 71,576 | 115,653 | 142,911 | 46,248 | 448,893 |

MIAMI INTERNATIONAL AIRPORT (MIA) - SOUTH TERMINAL SUBPROGRAM **PROJECT #: 2000000095**

DESCRIPTION: Enhance south terminal baggage handling system; replace roof and renovate Concourse H to include conversion of gates H12, H14 and H15 from domestic only gates to international capable arrival gates

LOCATION: Miami International Airport District Located: 6
 Unincorporated Miami-Dade County District(s) Served: Countywide

| REVENUE SCHEDULE: | PRIOR | 2021-22 | 2022-23 | 2023-24 | 2024-25 | 2025-26 | 2026-27 | FUTURE | TOTAL |
|--|----------------|---------------|--------------|----------|----------|----------|----------|----------|----------------|
| Aviation 2016 Commercial Paper | 121,131 | 0 | 0 | 0 | 0 | 0 | 0 | 0 | 121,131 |
| Aviation 2021 Commercial Paper | 0 | 49,354 | 0 | 0 | 0 | 0 | 0 | 0 | 49,354 |
| Aviation Operating Funds | 1,841 | 0 | 0 | 0 | 0 | 0 | 0 | 0 | 1,841 |
| Aviation Passenger Facility Charge | 5,579 | 8,640 | 1,678 | 0 | 0 | 0 | 0 | 0 | 15,897 |
| Aviation Revenue Bonds | 30,531 | 0 | 0 | 0 | 0 | 0 | 0 | 0 | 30,531 |
| FDOT Funds | 15,620 | 2,297 | 0 | 0 | 0 | 0 | 0 | 0 | 17,917 |
| Federal Aviation Administration | 3,389 | 0 | 0 | 0 | 0 | 0 | 0 | 0 | 3,389 |
| Reserve Maintenance Fund | 277 | 0 | 0 | 0 | 0 | 0 | 0 | 0 | 277 |
| Transportation Security Administration Funds | 101,161 | 0 | 0 | 0 | 0 | 0 | 0 | 0 | 101,161 |
| TOTAL REVENUES: | 279,529 | 60,291 | 1,678 | 0 | 0 | 0 | 0 | 0 | 341,498 |
| EXPENDITURE SCHEDULE: | PRIOR | 2021-22 | 2022-23 | 2023-24 | 2024-25 | 2025-26 | 2026-27 | FUTURE | TOTAL |
| Construction | 269,432 | 59,944 | 1,678 | 0 | 0 | 0 | 0 | 0 | 331,054 |
| Planning and Design | 10,097 | 347 | 0 | 0 | 0 | 0 | 0 | 0 | 10,444 |
| TOTAL EXPENDITURES: | 279,529 | 60,291 | 1,678 | 0 | 0 | 0 | 0 | 0 | 341,498 |

FY 2021 - 22 Proposed Budget and Multi-Year Capital Plan

MIAMI INTERNATIONAL AIRPORT (MIA) - NEW PROGRAM CONTINGENCY

PROJECT #: 2000001674

DESCRIPTION: Provide contingency funding for various unusual and/or extraordinary project costs including but not limited to unforeseen construction costs.

LOCATION: Miami International Airport District Located: 6
 Unincorporated Miami-Dade County District(s) Served: Countywide



| REVENUE SCHEDULE: | PRIOR | 2021-22 | 2022-23 | 2023-24 | 2024-25 | 2025-26 | 2026-27 | FUTURE | TOTAL |
|----------------------------|----------|----------|----------|----------|----------|----------|----------|----------------|----------------|
| Future Financing | 0 | 0 | 0 | 0 | 0 | 0 | 0 | 354,566 | 354,566 |
| TOTAL REVENUES: | 0 | 0 | 0 | 0 | 0 | 0 | 0 | 354,566 | 354,566 |
| EXPENDITURE SCHEDULE: | PRIOR | 2021-22 | 2022-23 | 2023-24 | 2024-25 | 2025-26 | 2026-27 | FUTURE | TOTAL |
| Construction | 0 | 0 | 0 | 0 | 0 | 0 | 0 | 354,566 | 354,566 |
| TOTAL EXPENDITURES: | 0 | 0 | 0 | 0 | 0 | 0 | 0 | 354,566 | 354,566 |

MIAMI INTERNATIONAL AIRPORT (MIA) - TERMINAL WIDE ROOF SUBPROGRAM

PROJECT #: 2000001574

DESCRIPTION: The Terminal Wide Roof subprogram consists of the terminal-wide re-roofing and lightning systems upgrades which includes the roof demolition and roof replacement with Modified Bitumen Membrane Roofing System, mechanical, electrical, and plumbing (MEP) upgrades and lightning protection system.

LOCATION: Miami International Airport District Located: 6
 Unincorporated Miami-Dade County District(s) Served: Countywide



| REVENUE SCHEDULE: | PRIOR | 2021-22 | 2022-23 | 2023-24 | 2024-25 | 2025-26 | 2026-27 | FUTURE | TOTAL |
|----------------------------|--------------|--------------|--------------|---------------|---------------|---------------|---------------|----------|----------------|
| Aviation Revenue Bonds | 1,235 | 1,697 | 0 | 0 | 0 | 0 | 0 | 0 | 2,932 |
| FDOT Funds | 1,235 | 1,697 | 4,586 | 1,653 | 0 | 0 | 0 | 0 | 9,171 |
| Future Financing | 0 | 0 | 3,186 | 15,781 | 23,338 | 33,483 | 24,881 | 0 | 100,669 |
| Reserve Maintenance Fund | 0 | 0 | 1,400 | 1,400 | 1,400 | 1,400 | 1,400 | 0 | 7,000 |
| TOTAL REVENUES: | 2,470 | 3,394 | 9,172 | 18,834 | 24,738 | 34,883 | 26,281 | 0 | 119,772 |
| EXPENDITURE SCHEDULE: | PRIOR | 2021-22 | 2022-23 | 2023-24 | 2024-25 | 2025-26 | 2026-27 | FUTURE | TOTAL |
| Construction | 140 | 193 | 9,172 | 18,834 | 24,738 | 34,883 | 26,281 | 0 | 114,241 |
| Planning and Design | 2,330 | 3,201 | 0 | 0 | 0 | 0 | 0 | 0 | 5,531 |
| TOTAL EXPENDITURES: | 2,470 | 3,394 | 9,172 | 18,834 | 24,738 | 34,883 | 26,281 | 0 | 119,772 |

FY 2021 - 22 Proposed Budget and Multi-Year Capital Plan

MIAMI INTERNATIONAL AIRPORT (MIA) - TERMINAL-WIDE RESTROOMS SUBPROGRAM **PROJECT #: 2000001575**

DESCRIPTION: The MIA Terminal Wide Restrooms Subprogram consists of seven (7) projects that will address the modernization of the public restrooms Terminal wide and is projected to take 5 years. During the first year the renovation includes 22 restrooms at North terminal: 6 at ramp level, 10 at second level and 6 at third level; 14 restrooms at Central Terminal: 4 at Terminal E, 4 at Terminal F, 4 at Terminal G and 2 at bus stop; and 16 restrooms at the South Terminal: 2 at Terminal H, 8 at Terminal J and 6 at the South Terminal second floor.

LOCATION: Miami International Airport District Located: 6
 Unincorporated Miami-Dade County District(s) Served: Countywide

| REVENUE SCHEDULE: | PRIOR | 2021-22 | 2022-23 | 2023-24 | 2024-25 | 2025-26 | 2026-27 | FUTURE | TOTAL |
|--------------------------------|--------------|----------------|----------------|----------------|----------------|----------------|----------------|---------------|---------------|
| Aviation 2021 Commercial Paper | 0 | 15,902 | 0 | 0 | 0 | 0 | 0 | 0 | 15,902 |
| Aviation Revenue Bonds | 2,568 | 0 | 0 | 0 | 0 | 0 | 0 | 0 | 2,568 |
| Future Financing | 0 | 0 | 2,396 | 5,128 | 12,239 | 14,730 | 22,729 | 18,549 | 75,771 |
| Reserve Maintenance Fund | 4,288 | 1,126 | 157 | 0 | 0 | 0 | 0 | 0 | 5,571 |
| TOTAL REVENUES: | 6,856 | 17,028 | 2,553 | 5,128 | 12,239 | 14,730 | 22,729 | 18,549 | 99,812 |
| EXPENDITURE SCHEDULE: | PRIOR | 2021-22 | 2022-23 | 2023-24 | 2024-25 | 2025-26 | 2026-27 | FUTURE | TOTAL |
| Construction | 5,956 | 16,156 | 892 | 3,612 | 12,239 | 14,730 | 22,729 | 18,549 | 94,863 |
| Planning and Design | 900 | 872 | 1,661 | 1,516 | 0 | 0 | 0 | 0 | 4,949 |
| TOTAL EXPENDITURES: | 6,856 | 17,028 | 2,553 | 5,128 | 12,239 | 14,730 | 22,729 | 18,549 | 99,812 |

UNFUNDED CAPITAL PROJECTS

| PROJECT NAME | LOCATION | (dollars in thousands) |
|--|-----------------------------|-------------------------------|
| | | ESTIMATED PROJECT COST |
| MIA - CONCOURSES D AND E - APRON AND TAXI LANE PAVEMENTS | Miami International Airport | 5,600 |
| MIA - MIDFIELD BLAST FENCE | Miami International Airport | 10,000 |
| MIA - PERIMETER ROAD WIDENING | Miami International Airport | 20,000 |
| | UNFUNDED TOTAL | 35,600 |

FY 2021 - 22 Proposed Budget and Multi-Year Capital Plan

MIAMI INTERNATIONAL AIRPORT (MIA) - TERMINAL-WIDE RESTROOMS SUBPROGRAM **PROJECT #: 2000001575**

DESCRIPTION: The MIA Terminal Wide Restrooms Subprogram consists of seven (7) projects that will address the modernization of the public restrooms Terminal wide and is projected to take 5 years. During the first year the renovation includes 22 restrooms at North terminal: 6 at ramp level, 10 at second level and 6 at third level; 14 restrooms at Central Terminal: 4 at Terminal E, 4 at Terminal F, 4 at Terminal G and 2 at bus stop; and 16 restrooms at the South Terminal: 2 at Terminal H, 8 at Terminal J and 6 at the South Terminal second floor.

LOCATION: Miami International Airport **District Located:** 6
 Unincorporated Miami-Dade County **District(s) Served:** Countywide

| REVENUE SCHEDULE: | PRIOR | 2021-22 | 2022-23 | 2023-24 | 2024-25 | 2025-26 | 2026-27 | FUTURE | TOTAL |
|--------------------------------|--------------|----------------|----------------|----------------|----------------|----------------|----------------|---------------|---------------|
| Aviation 2021 Commercial Paper | 0 | 15,902 | 0 | 0 | 0 | 0 | 0 | 0 | 15,902 |
| Aviation Revenue Bonds | 2,568 | 0 | 0 | 0 | 0 | 0 | 0 | 0 | 2,568 |
| Future Financing | 0 | 0 | 2,396 | 5,128 | 12,239 | 14,730 | 22,729 | 18,549 | 75,771 |
| Reserve Maintenance Fund | 4,288 | 1,126 | 157 | 0 | 0 | 0 | 0 | 0 | 5,571 |
| TOTAL REVENUES: | 6,856 | 17,028 | 2,553 | 5,128 | 12,239 | 14,730 | 22,729 | 18,549 | 99,812 |
| EXPENDITURE SCHEDULE: | PRIOR | 2021-22 | 2022-23 | 2023-24 | 2024-25 | 2025-26 | 2026-27 | FUTURE | TOTAL |
| Construction | 5,956 | 16,156 | 892 | 3,612 | 12,239 | 14,730 | 22,729 | 18,549 | 94,863 |
| Planning and Design | 900 | 872 | 1,661 | 1,516 | 0 | 0 | 0 | 0 | 4,949 |
| TOTAL EXPENDITURES: | 6,856 | 17,028 | 2,553 | 5,128 | 12,239 | 14,730 | 22,729 | 18,549 | 99,812 |

UNFUNDED CAPITAL PROJECTS

| PROJECT NAME | LOCATION | (dollars in thousands) ESTIMATED PROJECT COST |
|--|-----------------------------|--|
| MIA - CONCOURSES D AND E - APRON AND TAXI LANE PAVEMENTS | Miami International Airport | 5,600 |
| MIA - MIDFIELD BLAST FENCE | Miami International Airport | 10,000 |
| MIA - PERIMETER ROAD WIDENING | Miami International Airport | 20,000 |
| UNFUNDED TOTAL | | 35,600 |