



DEPARTMENT OF PERMITTING, ENVIRONMENT, AND REGULATORY AFFAIRS (PERA)
BOARD AND CODE ADMINISTRATION DIVISION

**MIAMI-DADE COUNTY
PRODUCT CONTROL SECTION**

11805 SW 26 Street, Room 208
Miami, Florida 33175-2474
T (786) 315-2590 F (786) 315-2599

www.miamidade.gov/pera

NOTICE OF ACCEPTANCE (NOA)

Metal Master Shop Inc.
7484 NW 8 Street
Miami, FL. 33126

SCOPE:

This NOA is being issued under the applicable rules and regulations governing the use of construction materials. The documentation submitted has been reviewed and accepted by Miami-Dade County PERA - Product Control Section to be used in Miami Dade County and other areas where allowed by the Authority Having Jurisdiction (AHJ).

This NOA shall not be valid after the expiration date stated below. The Miami-Dade County Product Control Section (In Miami Dade County) and/or the AHJ (in areas other than Miami Dade County) reserve the right to have this product or material tested for quality assurance purposes. If this product or material fails to perform in the accepted manner, the manufacturer will incur the expense of such testing and the AHJ may immediately revoke, modify, or suspend the use of such product or material within their jurisdiction. PERA reserves the right to revoke this acceptance, if it is determined by Miami-Dade County Product Control Section that this product or material fails to meet the requirements of the applicable building code.

This product is approved as described herein, and has been designed to comply with the Florida Building Code including the High Velocity Hurricane Zone of the Florida Building Code.

DESCRIPTION: Englert Series 1101 Steel Panel

LABELING: Each unit shall bear a permanent label with the manufacturer's name or logo, city, state and following statement: "Miami-Dade County Product Control Approved", unless otherwise noted herein.

RENEWAL of this NOA shall be considered after a renewal application has been filed and there has been no change in the applicable building code negatively affecting the performance of this product.

TERMINATION of this NOA will occur after the expiration date or if there has been a revision or change in the materials, use, and/or manufacture of the product or process. Misuse of this NOA as an endorsement of any product, for sales, advertising or any other purposes shall automatically terminate this NOA. Failure to comply with any section of this NOA shall be cause for termination and removal of NOA.

ADVERTISEMENT: The NOA number preceded by the words Miami-Dade County, Florida, and followed by the expiration date may be displayed in advertising literature. If any portion of the NOA is displayed, then it shall be done in its entirety.

INSPECTION: A copy of this entire NOA shall be provided to the user by the manufacturer or its distributors and shall be available for inspection at the job site at the request of the Building Official.

This NOA consists of pages 1 through 5.
The submitted documentation was reviewed by Alex Tigera.



NOA No.: 12-0227.11
Expiration Date: 05/10/17
Approval Date: 05/10/12
Page 1 of 5

ROOFING ASSEMBLY APPROVAL

Category: Roofing
Sub-Category: Metal, Panels(Non-Structural)
Materials: Steel
Deck Type: Wood
Maximum Design Pressure -165 psf

TRADE NAMES OF PRODUCTS MANUFACTURED OR LABELED BY APPLICANT:

| <u>Product</u> | <u>Dimensions</u> | <u>Test Specifications</u> | <u>Product Description</u> |
|-----------------------|---|-----------------------------------|---|
| Series 1101 | Length: various Width: 16" Height: 1" Thickness 0.024" (24 ga.) Min. Yield Strength: 56 ksi | TAS 125 | Corrosion resistant, BASF Fluoroceram coated galvanized, standing seam, metal panels. |
| Trim Pieces | Length: varies Width: varies Thickness 0.024" (24 ga.) | N/A | Corrosion resistant, BASF Fluoroceram coated galvanized, standing seam, metal panels. |

EVIDENCE SUBMITTED:

| <u>Test Agency</u> | <u>Test Identifier</u> | <u>Test Name/Report</u> | <u>Date</u> |
|----------------------------|-------------------------------|--------------------------------|--------------------|
| BASF | | Salt Spray | 01/18/06 |
| BASF | | Accelerated Weathering | 01/18/06 |
| Architectural Testing Inc. | 97806.01-109-18 | TAS 100 | 07/06/10 |
| Architectural Testing Inc. | 93745.01-109-18 | TAS 125 | 11/16/09 |



NOA No.: 12-0227.11
Expiration Date: 05/10/17
Approval Date: 05/10/12
Page 2 of 5

APPROVED ASSEMBLIES:

| | |
|--------------------------|--|
| SYSTEM A-1: | Series 1101 Panel 16" Wide |
| Deck Type: | Wood, Non-insulated |
| Deck Description: | $1\frac{9}{32}$ " or greater plywood or wood plank |
| Slope Range: | 2":12" or greater |
| Maximum Uplift | See Table A Below |

| | |
|--------------------------------------|--|
| Deck Attachment: | In accordance with applicable building code, but in no case shall it be less than # 8d annular ring shank nails spaced 6" o.c. In reroofing, where the deck is less than $1\frac{9}{32}$ " thick (Minimum $1\frac{5}{32}$ ") the above attachment method must be in addition to existing attachment. |
| Underlayment: | Minimum underlayment shall be an ASTM D 226 Type II installed with a minimum 4" side-lap and 6" end-laps. Underlayment shall be fastened with corrosion resistant tin-caps and 12 gauge 1 $\frac{1}{4}$ " annular ring-shank nails, spaced 6" o.c. at all laps and two staggered rows 12" o.c. in the field of the roll. Or, any approved underlayment having a current NOA. |
| Valleys: | Valley construction shall be in compliance with Roofing Application Standard RAS 133 and with Englert's current published installation instructions. |
| Fire Barrier Board: | Any approved fire barrier having a current NOA. Refer to a current fire directory listing for fire ratings of this roofing system assembly as well as the location of the fire barrier within the assembly. See Limitation # 1. |
| Metal Panels and Accessories: | <p>Install the "Series 1101 Panel" and accessories in compliance with the current published installation instructions and details in Englert Metal Roofing Installation Manual. Flashings, penetrations, valley construction and other details shall be constructed in compliance with Roofing Application Standard RAS 133.</p> <ol style="list-style-type: none">1. Panels shall be secured at a spacing listed below in Table A with #10 pancake head screws of sufficient length to penetrate through the sheathing a minimum $\frac{3}{16}$ of an inch.2. The adjacent panel shall overlap and be secured to each other with a snap-lock the full length of the panel. |

TABLE A
MAXIMUM DESIGN PRESSURES

| Roof Areas | Field | Perimeter and Corner ¹ |
|--------------------------|----------|---|
| Maximum Design Pressures | -150 psf | -165 psf |
| Maximum Screw Spacing | 6" o.c. | 3" o.c. |
| Bostik 70-05A Sealant | N/A | (2) 1/8" beads. Refer to drawing herein. |

1. Extrapolation shall not be allowed

SYSTEM LIMITATIONS

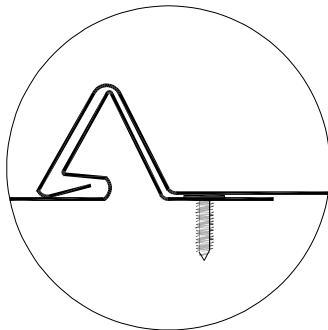
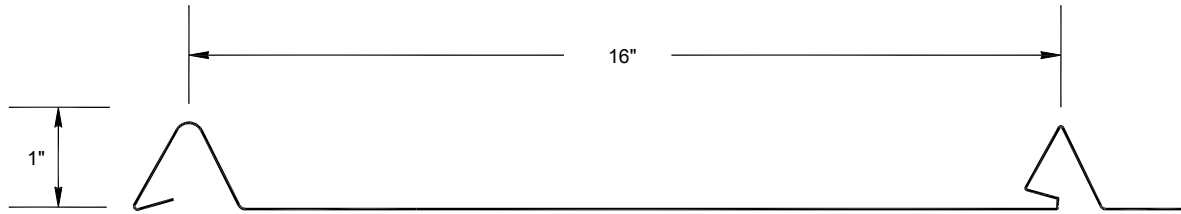
1. Fire classification is not part of this acceptance; refer to a current Approved Roofing Materials Directory for fire ratings of this product.
2. The maximum designed pressure listed herein shall be applicable to all roof pressure zones (i.e. field, perimeters, and corners). Neither rational analysis, nor extrapolation shall be permitted for enhanced fastening at enhanced pressure zones (i.e. perimeters, extended corners and corners).
3. Panels may be rolls formed in continuous lengths from eave to ridge. Maximum lengths shall be as described in Roofing Application Standard RAS 133
4. All panels shall be permanently labeled with the manufacturer's name and/or logo, and the following statement: "Miami-Dade County Product Control Approved" **or** with the Miami-Dade County Product Control Seal as seen below. All clips shall be permanently labeled with the manufacturer's name and/or logo, and/or model.



5. All products listed herein shall have a quality assurance audit in accordance with the Florida Building Code and Rule 9N-3 of the Florida Administrative Code.
6. Panels may be jobsite roll formed with machine model #10921207 or 100301 from Englert Inc

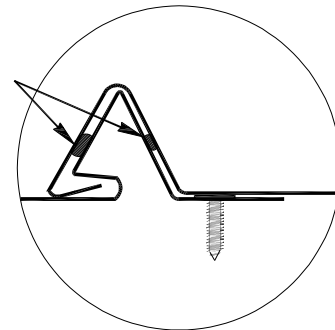


PROFILE DRAWINGS

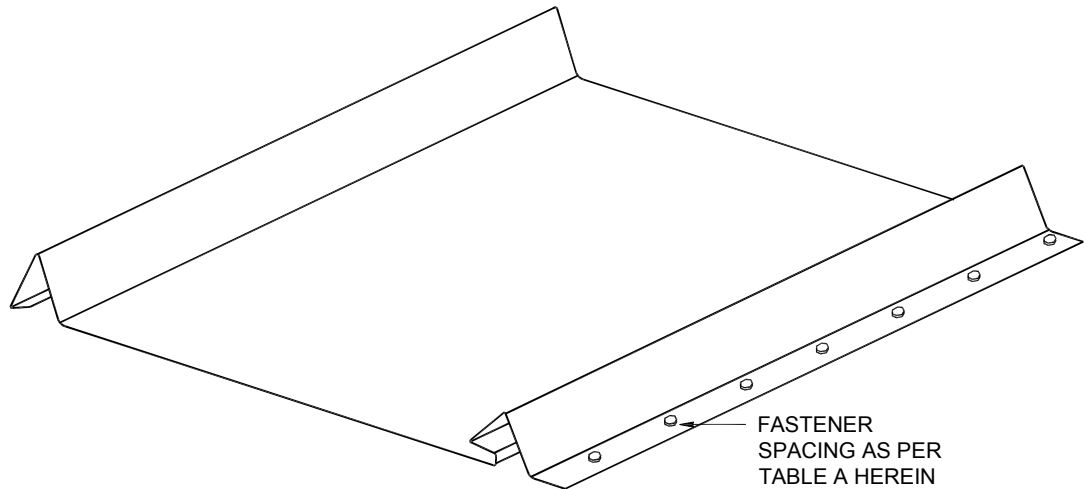


Field Condition

Bostik 70-05A
Sealant



Perimeter and Corner Condition



SERIES 1101 PANEL SYSTEM

END OF THIS ACCEPTANCE