



DEPARTMENT OF REGULATORY AND ECONOMIC RESOURCES (RER)
BOARD AND CODE ADMINISTRATION DIVISION

NOTICE OF ACCEPTANCE (NOA)

**MIAMI-DADE COUNTY
PRODUCT CONTROL SECTION**

11805 SW 26 Street, Room 208
Miami, Florida 33175-2474
T (786)315-2590 F (786) 315-2599

www.miamidade.gov/economy

Sulacer USA, Inc.
6801 NW 77 AVE, Suite #302
Miami, FL 33166

SCOPE:

This NOA is being issued under the applicable rules and regulations governing the use of construction materials. The documentation submitted has been reviewed and accepted by Miami-Dade County RER -Product Control Section to be used in Miami Dade County and other areas where allowed by the Authority Having Jurisdiction (AHJ).

This NOA shall not be valid after the expiration date stated below. The Miami-Dade County Product Control Section (In Miami Dade County) and/or the AHJ (in areas other than Miami Dade County) reserve the right to have this product or material tested for quality assurance purposes. If this product or material fails to perform in the accepted manner, the manufacturer will incur the expense of such testing and the AHJ may immediately revoke, modify, or suspend the use of such product or material within their jurisdiction. RER reserves the right to revoke this acceptance, if it is determined by Miami-Dade County Product Control Section that this product or material fails to meet the requirements of the applicable building code.

This product is approved as described herein, and has been designed to comply with the Florida Building Code including the High Velocity Hurricane Zone of the Florida Building Code.

DESCRIPTION: Altusa "S" Clay Roof Tile

LABELING: Each unit shall bear a permanent label with the manufacturer's name or logo, city, state and following statement: "Miami-Dade County Product Control Approved", unless otherwise noted herein.

RENEWAL of this NOA shall be considered after a renewal application has been filed and there has been no change in the applicable building code negatively affecting the performance of this product.

TERMINATION of this NOA will occur after the expiration date or if there has been a revision or change in the materials, use, and/or manufacture of the product or process. Misuse of this NOA as an endorsement of any product, for sales, advertising or any other purposes shall automatically terminate this NOA. Failure to comply with any section of this NOA shall be cause for termination and removal of NOA.

ADVERTISEMENT: The NOA number preceded by the words Miami-Dade County, Florida, and followed by the expiration date may be displayed in advertising literature. If any portion of the NOA is displayed, then it shall be done in its entirety.

INSPECTION: A copy of this entire NOA shall be provided to the user by the manufacturer or its distributors and shall be available for inspection at the job site at the request of the Building Official.

This NOA revises NOA No. 11-0707.03 consists of pages 1 through 9.
The submitted documentation was reviewed by Juan E. Collao, R.A.



NOA No.: 12-1203.07
Expiration Date: 08/26/14
Approval Date: 09/19/13
Page 1 of 9

ROOFING ASSEMBLY APPROVAL

Category: Roofing
Sub-Category: Roofing Tiles
Material: Clay
Deck Type: Wood

1. SCOPE

This approves a roofing system using **Altusa “S” Clay Roof Tile** as manufactured by **Sulacer, S.A. de C.V.** in **Pimienta Cortes, Honduras** and distributed by **Sulacer USA, Inc.**, as described in Section 2 of this Notice of Acceptance. For locations where the pressure requirements, as determined by applicable Building Code does not exceed the design pressure values obtained by calculations in compliance with RAS 127 using the values listed in section 4 herein. The attachment calculations shall be done as a moment based system.

2. PRODUCT DESCRIPTION

<u>Manufactured by Applicant</u>	<u>Dimensions</u>	<u>Test Specifications</u>	<u>Product Description</u>
Altusa “S” Clay Roof Tile	Length: 18-3/4” Width: 10-3/4” Thickness: 0.46” Height: 3.6”	ASTM C 1167	High profile, one-piece, ‘S’ shaped single roll clay tile with a nominal 2-½ inch headlap. For direct deck nail-on, mortar set, or adhesive set applications.
Trim Pieces	Length: varies Width: varies varying thickness	TAS 112	Accessory trim, clay roof pieces for use at hips, rakes, ridges and valley terminations. Manufactured for each tile profile.

2.1. MANUFACTURING LOCATION

2.1.1. Pimienta Cortes, Honduras

2.2. EVIDENCE SUBMITTED

<u>Test Agency</u>	<u>Test Identifier</u>	<u>Test Name/Report</u>	<u>Date</u>
American Test Lab of South Florida	RT0426.01-11	ASTM C 1167	05/07/11
American Test Lab of South Florida	RT0706.01-11	Static Uplift Testing TAS 101	07/11/11
American Test Lab of South Florida	2397-116	ASTM C 1167	06/28/07
American Test Lab of South Florida	RT0712.02-13	ASTM C 1167	07/19/13
The Center for Applied Engineering, Inc.	94-083	Static Uplift Testing TAS 101 (Adhesive Set)	April 1994
The Center for Applied Engineering, Inc.	94-084	Static Uplift Testing TAS 101 (Mortar Set)	May 1994

The Center for Applied Engineering, Inc.	25-7200-1	Static Uplift Testing TAS 102 (Quick-Drive Screws, Battens)	Feb. 1995
The Center for Applied Engineering, Inc.	Project No. 307025 Test #MDC-78	Wind Driven Rain TAS 100	Oct. 1994
Celotex Corporation Testing	MTS 520649	TAS 102(A)	May 2000
PRI Asphalt Technology, Inc.	CLF-003-02-01	TAS 102	October 2001
Redland Technologies	7161-03; Appendix III	TAS 102	Dec. 1991
Redland Technologies	7161-03 Appendix II	Wind Tunnel Testing TAS 108 (Nail-On)	Dec. 1991
Redland Technologies	Letter Dated Aug. 1, 1994	Wind Tunnel Testing TAS 108 (Nail-On)	Aug. 1994
Redland Technologies	P0631-01	Wind Tunnel Testing TAS 108 (Mortar Set)	July 1994
Redland Technologies	P0402	Withdrawal Resistance Testing of screw vs. smooth shank nails	Sept. 1993
Walker Engineering, Inc.	Calculations	Aerodynamic Multiplier	March 1999
Walker Engineering, Inc.	Evaluation Calculations	25-7183	March 1995
Walker Engineering, Inc.	Evaluation Calculations	25-7094	February 1996
Walker Engineering, Inc.	Evaluation Calculations	25-7496	April 1996
Walker Engineering, Inc.	Evaluation Calculations	25-7584 25-7804b-8 25-7804-4 & 5 25-7848-6	December 1996



3. LIMITATIONS

- 3.1 Fire classification is not part of this acceptance.
- 3.2 For mortar or adhesive set tile applications, a static field uplift test shall be performed in accordance with TAS 106.
- 3.3 Applicant shall retain the services of a Miami-Dade County Certified Laboratory to perform quarterly test in accordance with TAS 112, appendix 'A'. Such testing shall be submitted to the Miami-Dade Product Control Office for review.
- 3.4 Minimum underlayment shall be in compliance with the applicable Roofing Applications Standards listed section 4.1 herein.
- 3.5 30/90 hot mopped underlayment applications may be installed perpendicular to the roof slope unless stated otherwise by the underlayment material manufacturers published literature.
- 3.6 This acceptance is for wood deck applications. Minimum deck requirements shall be in compliance with applicable building code.
- 3.7 All products listed herein shall have a quality assurance audit in accordance with the Florida Building Code and Rule 9N-3 of the Florida Administrative Code.
- 3.8 May be installed on slopes 7:12 and greater.

4. INSTALLATION

- 4.1 Altusa 'S' Clay Roof Tile and its components shall be installed in strict compliance with Roofing Application Standard RAS 118, RAS 119, and RAS 120.
- 4.2 Data For Attachment Calculations

Table 1: Average Weight (W) and Dimensions (l x w)

Tile Profile	Weight-W (lbf)	Length-l (ft)	Width-w (ft)
Altusa "S" Clay Roof Tile	6.5	1.56	0.9

Table 2: Aerodynamic Multipliers - λ (ft³)

Tile Profile	λ (ft ³) Batten Application	λ (ft ³) Direct Deck Application
Altusa "S" Clay Roof Tile	0.253	0.28

Table 3: Restoring Moments due to Gravity - M_g (ft-lbf)

Tile Profile	3": 12" or less		4": 12"		5": 12"		6": 12"		7": 12" or greater	
Altusa "S" Clay Roof Tile	Battens	Direct Deck	Battens	Direct Deck	Battens	Direct Deck	Battens	Direct Deck	Battens	Direct Deck
	4.47	5.35	4.40	5.27	4.31	5.16	4.20	5.03	4.08	4.89

Table 4: Attachment Resistance Expressed as a Moment - M_f (ft-lbf) for Nail-On Systems				
Tile Profile	Fastener Type	Direct Deck (Min 15/32" plywood)	Direct Deck (Min. 19/32" plywood)	Battens
Altusa "S" Clay Roof Tile	2-10d Ring Shank Nails	28.6	41.2	19.4
	1-10d Smooth or Screw Shank Nail	5.1	6.8	2.8
	2-10d Smooth or Screw Shank Nails	6.9	9.2	7.3
	1 .#8 Screw	28.7	28.7	18.1
	2 .#8 Screws	58.2	58.2	26.8
	1-10d Smooth or Screw Shank Nail (Field Clip)	23.1	23.1	19.0
	1-10d Smooth or Screw Shank Nail (Eave Clip)	29.3	29.3	24.0
	2-10d Smooth or Screw Shank Nails (Field Clip)	27.6	27.6	38.6
	2-10d Smooth or Screw Shank Nails (Eave Clip)	38.1	38.1	41.8
1 Screw with Altusa Clip (See clip details)				
Altusa "S" Clay Roof Tile ¹	1 Screw with clip (at the head of tile)	187.1	187.1	N/A
Altusa "S" Clay Roof Tile ¹	1 Screw with clip (at the water course of tile)	35.2	35.2	N/A
1. Screw must be installed in the inside nail hole located nearest to the hump of the tile.				

Table 5: Attachment Resistance Expressed as a Moment M_f (ft-lbf) for Two Patty Adhesive Set Systems		
Tile Profile	Tile Application	Minimum Attachment Resistance
Altusa "S" Clay Roof Tile	Adhesive	29.3 ³
2 See manufacturer component approval for installation requirements.		
3 Flexible Products Company TileBond Average weight per patty 10.7 grams. 3M™ 2-Component Foam Roof Tile Adhesive AH-160 Average weight per patty 8 grams.		

Table 6: Attachment Resistance Expressed as a Moment - M_f (ft-lbf) for Single Patty Adhesive Set Systems		
Tile Profile	Tile Application	Minimum Attachment Resistance
Altusa "S" Clay Roof Tile	3M™ 2-Component Foam Roof Tile Adhesive AH-160	66.5 ⁴
	3M™ 2-Component Foam Roof Tile Adhesive AH-160	38.7 ⁵
	3M™ 2-Component Foam Roof Tile Adhesive AH-160	52.05 ⁶
4 Large paddy placement of 63grams of 3M™ 2-Component Foam Roof Tile Adhesive AH-160		
5 Medium paddy placement of 24grams of 3M™ 2-Component Foam Roof Tile Adhesive AH-160		
6 Large paddy placement of 54grams of 3M™ 2-Component Foam Roof Tile Adhesive AH-160		

Table 7: Attachment Resistance Expressed as a Moment - M_f (ft-lbf) for Mortar Set Systems		
Tile Profile	Tile Application	Attachment Resistance
Altusa "S" Clay Roof Tile	Mortar Set ¹	24.50

5. LABELING

All tiles shall bear the imprint or identifiable marking of the manufacturer's name or logo as seen below or following statement: "Miami-Dade County Product Control Approved".

ALTUSA MADE IN HONDURAS

LABEL FOR ALTUSA "S" CLAY ROOF TILE.
(LOCATED ON THE UNDERSIDE OF TILE)

6. BUILDING PERMIT REQUIREMENTS:

6.1 Application for building permit shall be accompanied by copies of the following:

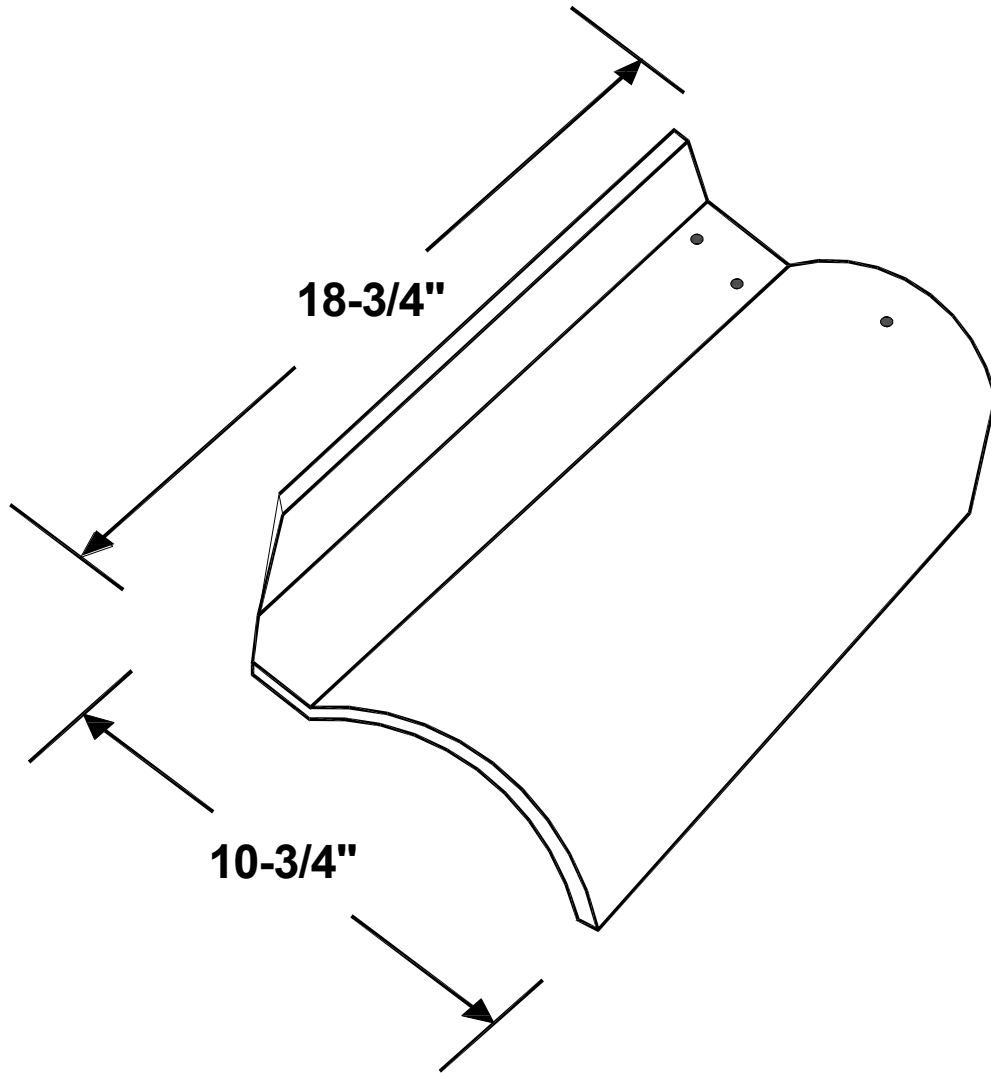
6.1.1 This Notice of Acceptance.

6.1.2 Any other documents required by Building Official or Applicable building code in order to properly evaluate the installation of this system.



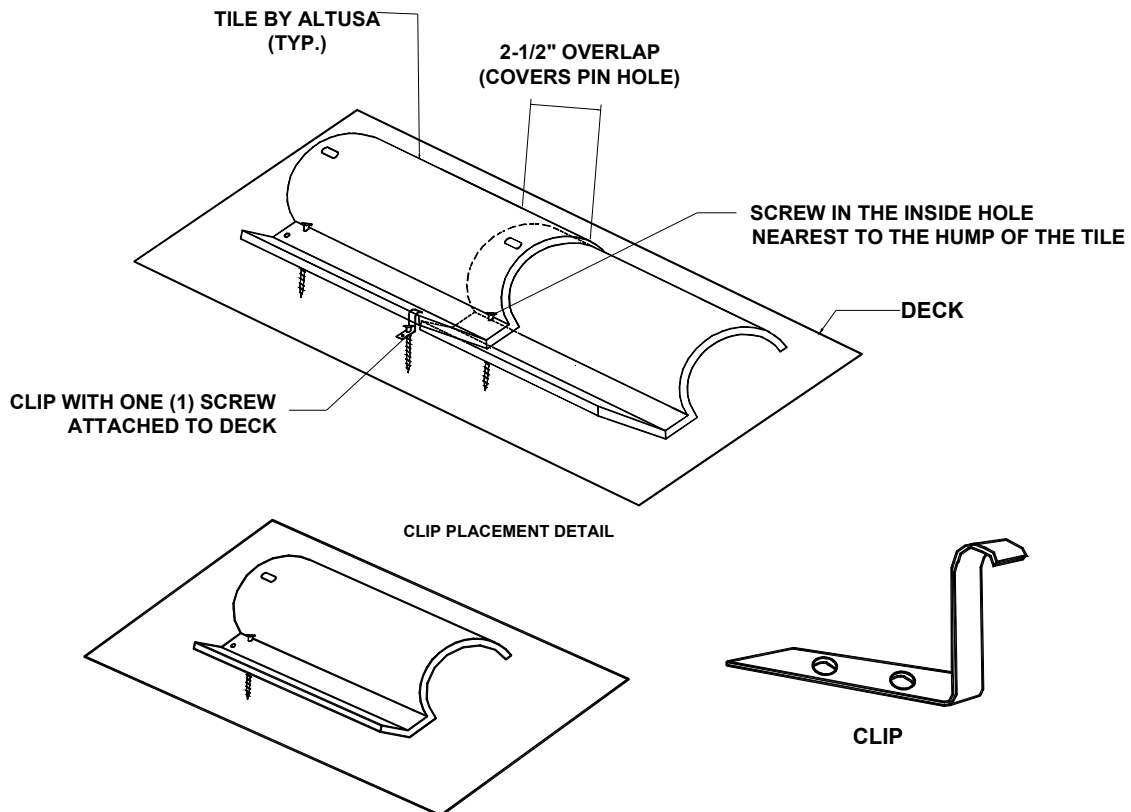
NOA No.: 12-1203.07
Expiration Date: 08/26/14
Approval Date: 09/19/13
Page 6 of 9

PROFILE DRAWING

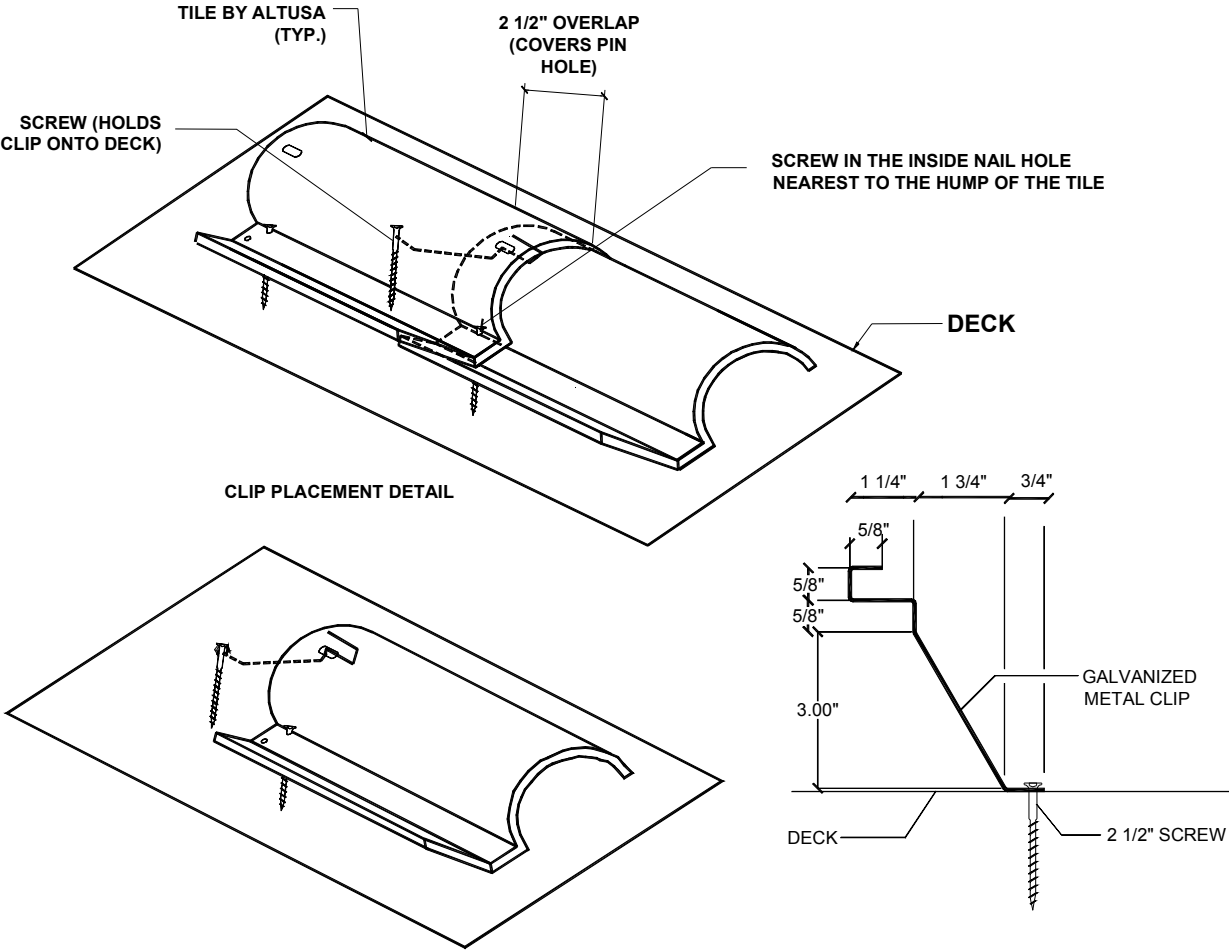


ALTUSA 'S' CLAY ROOF TILE

CLIP DETAILS



CLIP DETAILS (CONTINUED)



END OF THIS ACCEPTANCE