



DEPARTMENT OF REGULATORY AND ECONOMIC RESOURCES (RER)
BOARD AND CODE ADMINISTRATION DIVISION

MIAMI-DADE COUNTY
PRODUCT CONTROL SECTION
11805 SW 26 Street, Room 208
Miami, Florida 33175-2474
T (786) 315-2590 F (786) 315-2599
www.miamidade.gov/economy

NOTICE OF ACCEPTANCE (NOA)

Metal Sales Manufacturing Corporation
545 South 3rd Street, Suite 200
Louisville, KY 40202

SCOPE:

This NOA is being issued under the applicable rules and regulations governing the use of construction materials. The documentation submitted has been reviewed and accepted by Miami-Dade County RER - Product Control Section to be used in Miami-Dade County and other areas where allowed by the Authority Having Jurisdiction (AHJ).

This NOA shall not be valid after the expiration date stated below. The Miami-Dade County Product Control Section (in Miami-Dade County) and/or the AHJ (in areas other than Miami-Dade County) reserve the right to have this product or material tested for quality assurance purposes. If this product or material fails to perform in the accepted manner, the manufacturer will incur the expense of such testing and the AHJ may immediately revoke, modify, or suspend the use of such product or material within their jurisdiction. RER reserves the right to revoke this acceptance, if it is determined by Miami-Dade County Product Control Section that this product or material fails to meet the requirements of the applicable building code.

This product is approved as described herein, and has been designed to comply with the Florida Building Code including the High Velocity Hurricane Zone of the Florida Building Code.

DESCRIPTION: Classic Rib Metal Roofing Systems

LABELING: Each unit shall bear a permanent label with the manufacturer's name or logo, city, state and following statement: "Miami-Dade County Product Control Approved", unless otherwise noted herein.

RENEWAL of this NOA shall be considered after a renewal application has been filed and there has been no change in the applicable building code negatively affecting the performance of this product.

TERMINATION of this NOA will occur after the expiration date or if there has been a revision or change in the materials, use, and/or manufacture of the product or process. Misuse of this NOA as an endorsement of any product, for sales, advertising or any other purposes shall automatically terminate this NOA. Failure to comply with any section of this NOA shall be cause for termination and removal of NOA.

ADVERTISEMENT: The NOA number preceded by the words Miami-Dade County, Florida, and followed by the expiration date may be displayed in advertising literature. If any portion of the NOA is displayed, then it shall be done in its entirety.

INSPECTION: A copy of this entire NOA shall be provided to the user by the manufacturer or its distributors and shall be available for inspection at the job site at the request of the Building Official.

This NOA renews NOA No.11-0617.02 and consists of pages 1 through 9.
The submitted documentation was reviewed by Gaspar J Rodriguez.



NOA No.: 16-0218.02
Expiration Date: 08/24/21
Approval Date: 04/14/16
Page 1 of 9

ROOFING ASSEMBLY APPROVAL:

Category: Roofing
Sub-Category: Non-Structural Metal Roofing
Material: Steel
Deck Type: Wood
Maximum Design Pressure: -133.9 PSF See System Limitation #2

TRADE NAMES OF PRODUCTS MANUFACTURED OR LABELED BY APPLICANT:

<u>Product</u>	<u>Dimensions</u>	<u>Test Specifications</u>	<u>Product Description</u>
Classic Rib Metal Roof Panel	Length: varies Width: 38" (Coverage width : 36") Height: 3/4" Min. Thickness 0.018" Min. Yield Strength: 101KSI	TAS 125	26GA galvalume painted Metal Roof panel.

MANUFACTURING LOCATION:

- Jacksonville, FL

EVIDENCE SUBMITTED:

<u>Test Agency</u>	<u>Test Identifier</u>	<u>Test Name/Report</u>	<u>Date</u>
Akzo Nobel Coatings, Inc.	Lab Test Certification	ASTM B-117	
Valspar	Lab Test Certification	ASTM G23	
PRI Asphalt Technologies, Inc.	MSMC-001-02-01	TAS 100	Feb. 2006
Farabaugh Engineering and Testing, Inc.	T193-05	TAS 125	Sept. 2005
Farabaugh Engineering and Testing, Inc.	T240-07	TAS 125	July. 2007



APPROVED ASSEMBLIES:

SYSTEM A-1: Classic Rib Metal Roofing System

Deck Type: Wood, Non-insulated

Deck Description: 19/32" or greater plywood or wood plank.

Slope Range: 2": 12" or greater

Maximum Uplift Pressure: See Table A Below

Deck Attachment: In accordance with applicable Building Code, but in no case shall it be less than 8d ring shank nails or #8 x 1-3/4" screws spaced at 6" o. c. In reroofing, where the deck is less than 19/32" thick (minimum 15/32"), the above attachment method must be in addition to existing attachment.

Underlayment: Minimum underlayment shall be an ASTM D 226 Type II installed with a minimum 4" side-laps and 6" end-laps. Underlayment shall be fastened with corrosion resistant tin-caps and 1 1/4" annular ring-shank nails, spaced 6" o.c. at all laps and two staggered rows 12" o.c. in the field of the roll.

Valleys: Valley construction shall be in compliance with Roofing Application Standard RAS 133 and with Metal Sales Manufacturing Corporations current published installation instructions.

Fire Barrier Board: Any approved fire barrier having a current NOA. Refer to a current fire directory listing for fire ratings of this roofing system assembly as well as the location of the fire barrier within the assembly. See Limitation # 1.

Metal Panels and Accessories: Install the "Classic Rib Metal Roofing Panel" and accessories in compliance with Metal Sales Manufacturing Corporation's current published installation instructions and details. Flashing, penetrations, valley construction and other details shall be constructed in compliance with the minimum requirements provided in Roofing Application Standards RAS 133.

Classic Rib Metal Roofing Panels shall be fastened with a minimum of #9 x 1-1/2" woodgrip corrosion resistant screws. Fasteners shall of sufficient length to penetrate through the sheathing a minimum of 3/16". Side laps are fastened with 1/4"-14 x 7/8" stitch screws at 12" o.c.. Fasteners shall be place in accordance with fastener detail herein as follows:

TABLE A		
Maximum Design Pressure		
	Field	Perimeter and Corner¹
Maximum Design Pressure	-74.75 PSF	-117.75 PSF
Maximum Fastener Spacing	See Detail A	See Detail B
1. Extrapolation shall not be allowed		



SYSTEM A-2:	Classic Rib Metal Roofing System
Deck Type:	Wood, Non-insulated
Deck Description:	19/32" or greater plywood or wood plank.
Slope Range:	2": 12" or greater
Maximum Uplift Pressure:	See Table B Below
Deck Attachment:	In accordance with applicable Building Code, but in no case shall it be less than 8d ring shank nails spaced at 6" o. c. In reroofing, where the deck is less than 19/32" thick (minimum 15/32"), the above attachment method must be in addition to existing attachment.
Underlayment:	Minimum underlayment shall be an ASTM D 226 Type II installed with a minimum 4" side-laps and 6" end-laps. Underlayment shall be fastened with corrosion resistant tin-caps and 1¼" annular ring-shank nails, spaced 6" o.c. at all laps and two staggered rows 12" o.c. in the field of the roll.
Valleys:	Valley construction shall be in compliance with Roofing Application Standard RAS 133 and with Metal Sales Manufacturing Corporations current published installation instructions.
Fire Barrier Board:	Any approved fire barrier having a current NOA. Refer to a current fire directory listing for fire ratings of this roofing system assembly as well as the location of the fire barrier within the assembly. See Limitation # 1.
Metal Panels and Accessories:	Install the "Classic Rib Metal Roofing Panel" and accessories in compliance with Metal Sales Manufacturing Corporations current published installation instructions and details. Flashing, penetrations, valley construction and other details shall be constructed in compliance with the minimum requirements provided in Roofing Application Standards RAS 133. Classic Rib Metal Roofing Panels shall be fastened with a minimum of #9 x 1-1/2" woodgrip corrosion resistant screws. Fasteners shall of sufficient length to penetrate through the sheathing a minimum of 3/16". Side laps are fastened with ¼"-14 x 7/8" stitch screws at 12" o.c.. Fasteners shall be place in accordance with fastener detail herein as follows:

TABLE B		
Maximum Design Pressure		
	Field	Perimeter and Corner¹
Maximum Design Pressure	-92.3 PSF	-133.9 PSF
Maximum Fastener Spacing	See Detail C	See Detail D
1. Extrapolation shall not be allowed		



SYSTEM LIMITATIONS

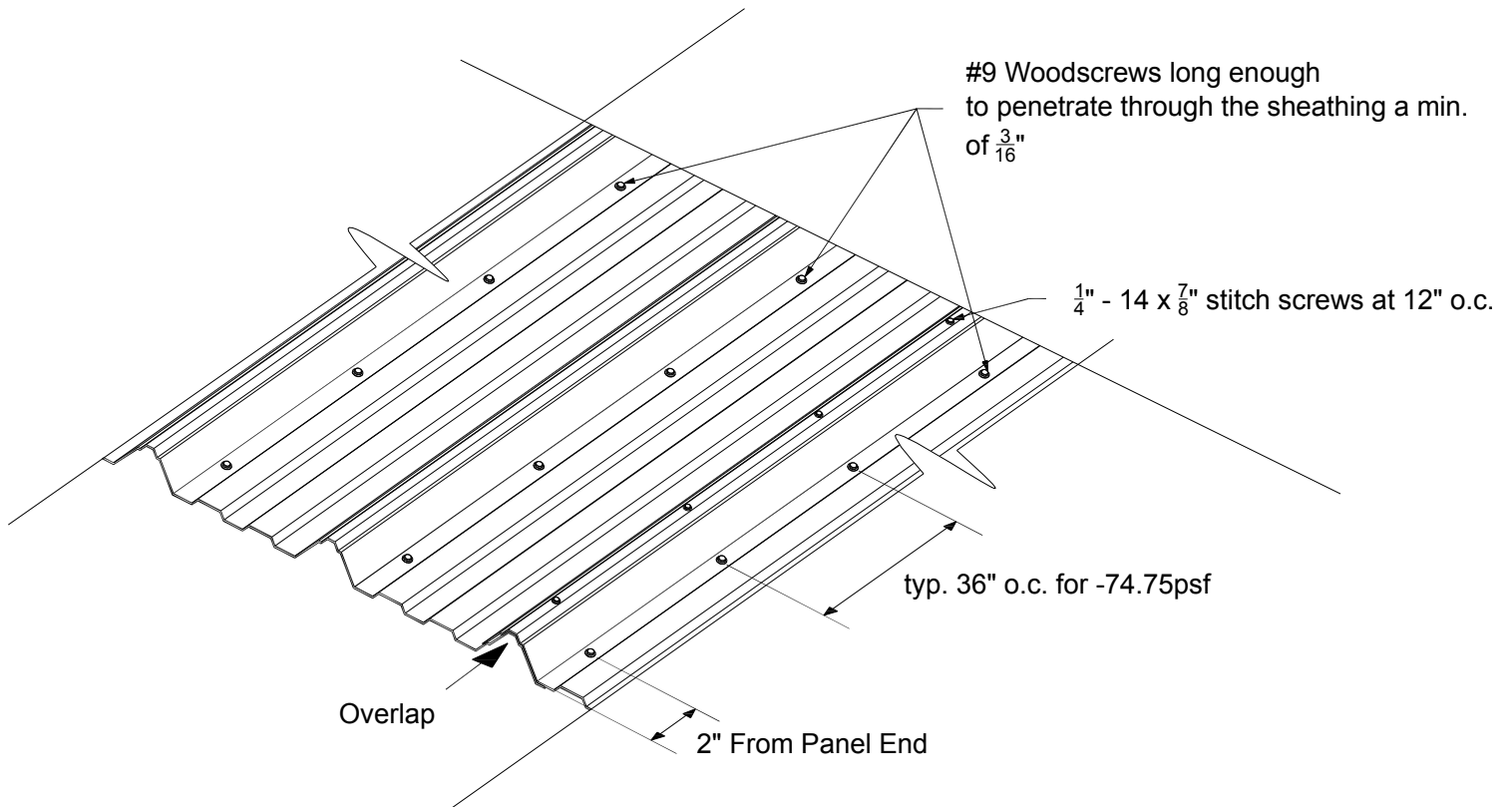
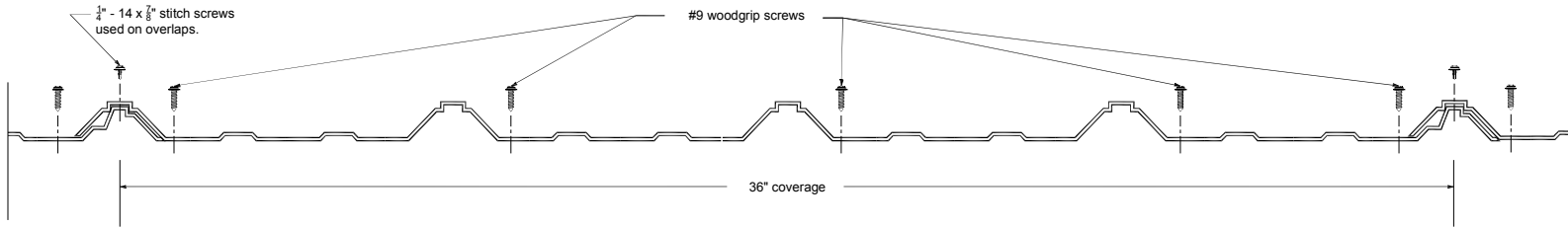
1. Fire classification is not part of this acceptance; refer to a current Approved Roofing Materials Directory for fire ratings of this product.
2. The maximum designed pressure listed herein shall be applicable to all roof pressure zones (i.e. field, perimeters, and corners). Neither rational analysis, nor extrapolation shall be permitted for enhanced fastening at enhanced pressure zones (i.e. perimeters, extended corners and corners).
3. Panels may be rolls formed in continuous lengths from eave to ridge. Maximum lengths shall be as described in Roofing Application Standard RAS 133
4. All panels shall be permanently labeled with the manufacturer's name and/or logo, and the following statement: "Miami-Dade County Product Control Approved" **or** with the Miami-Dade County Product Control Seal as seen below. All clips shall be permanently labeled with the manufacturer's name and/or logo, and/or model.



5. All products listed herein shall have a quality assurance audit in accordance with the Florida Building Code and Rule 61G20-3 of the Florida Administrative Code.



DRAWINGS DETAIL A

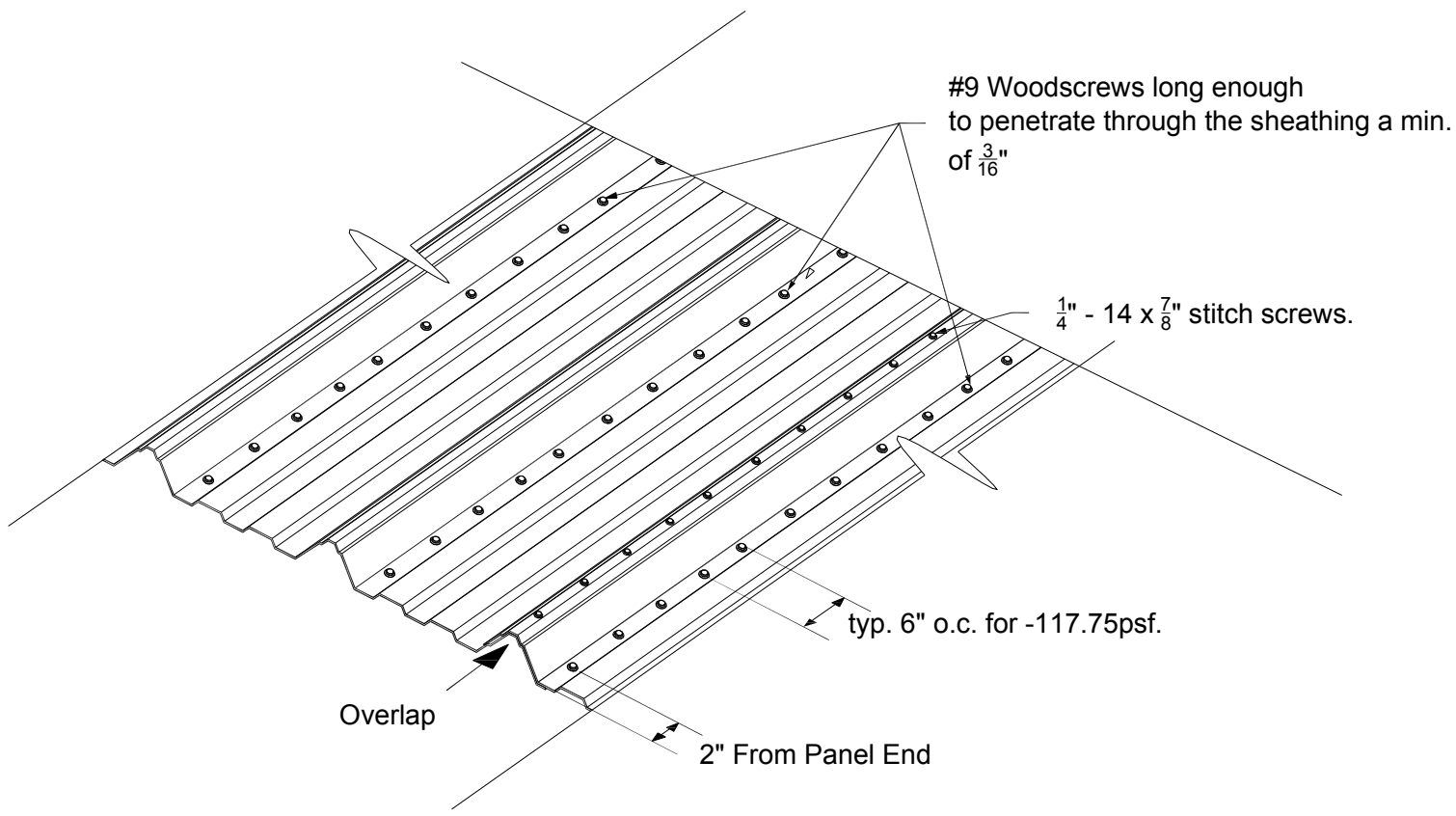
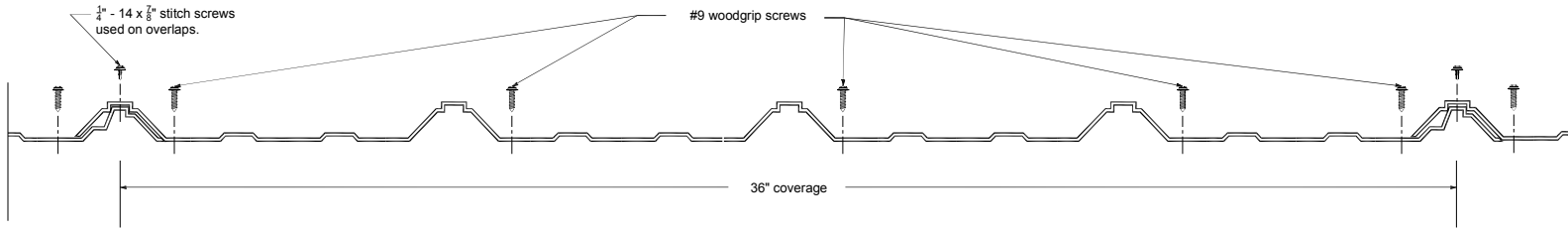


CLASSIC RIB PANEL



NOA No.: 16-0218.02
Expiration Date: 08/24/21
Approval Date: 04/14/16
Page 6 of 9

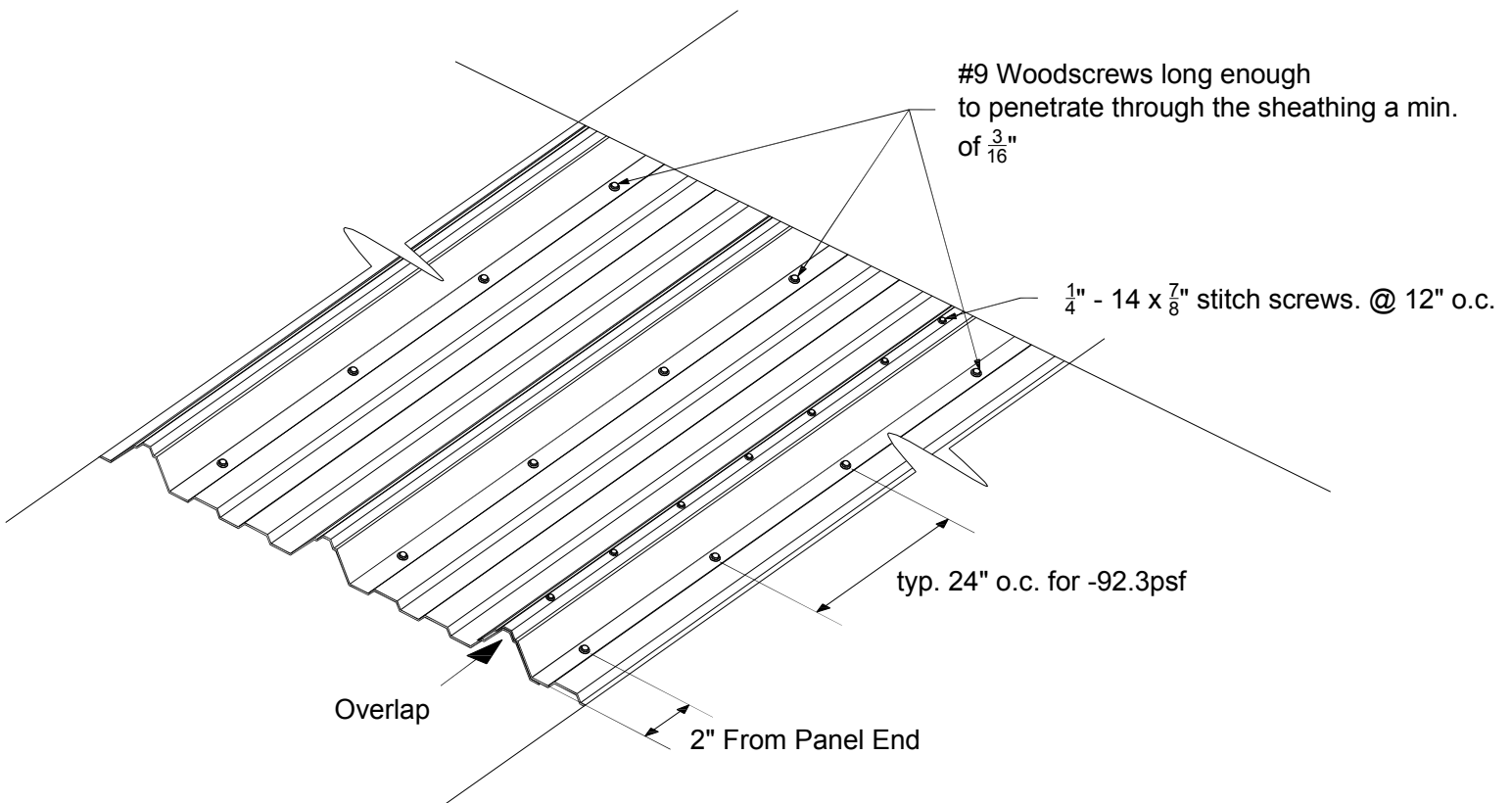
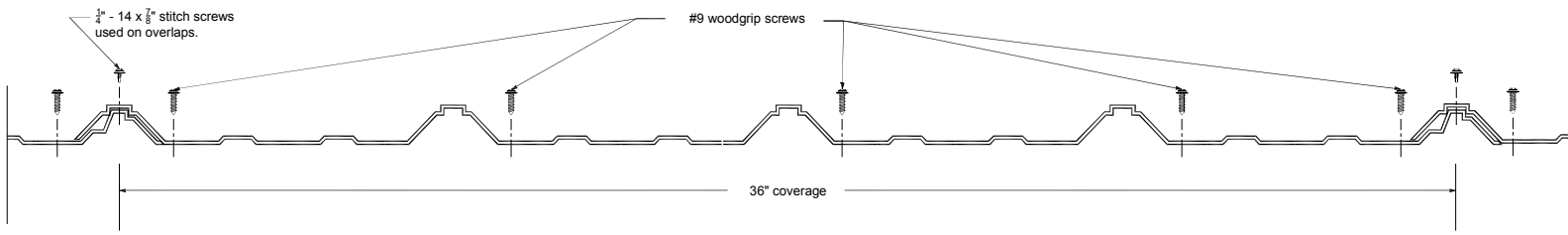
DETAIL B



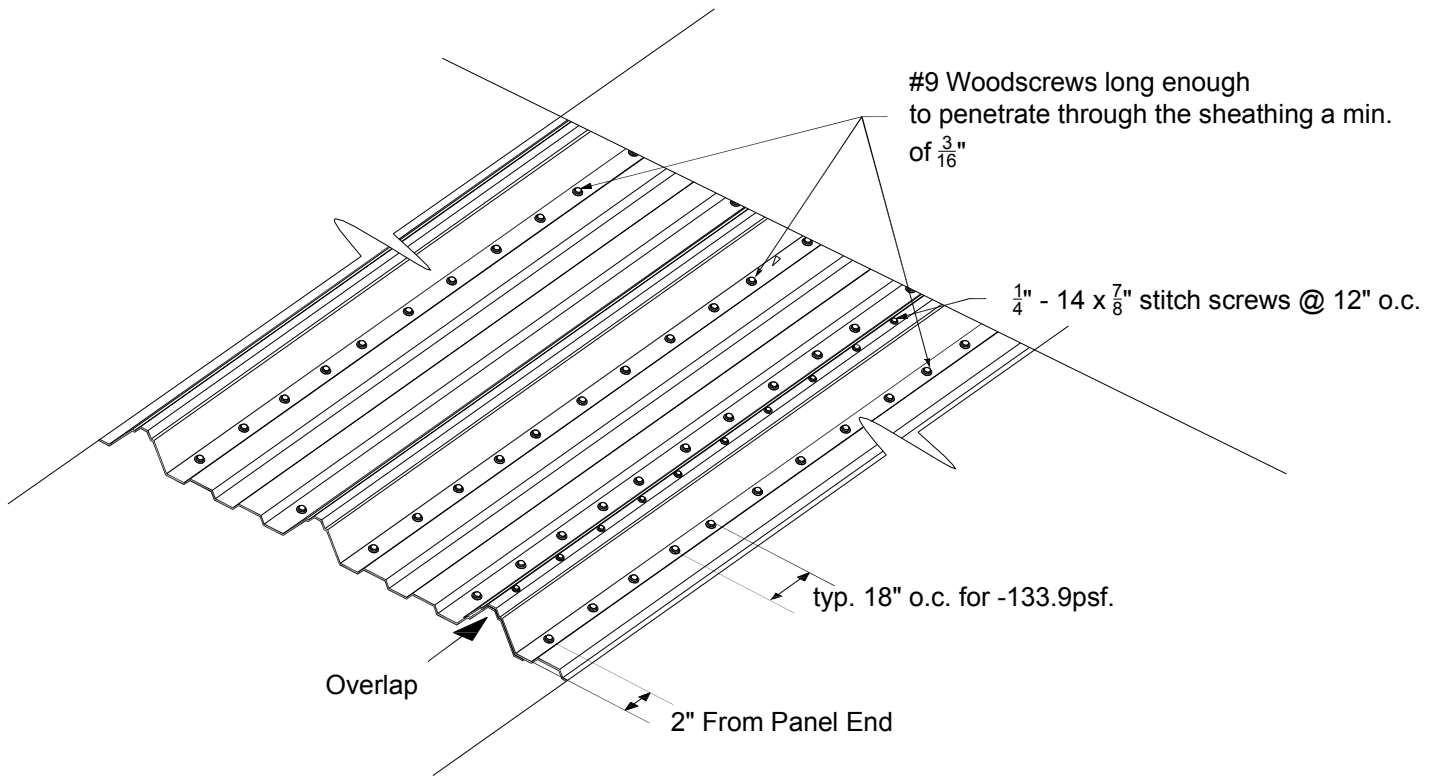
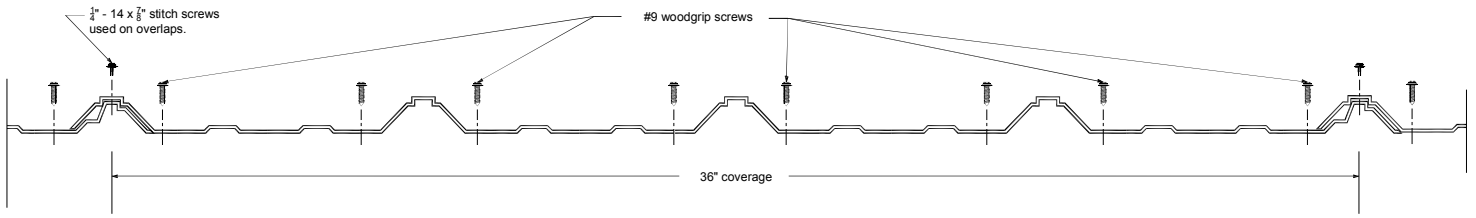
CLASSIC RIB PANEL



DETAIL C

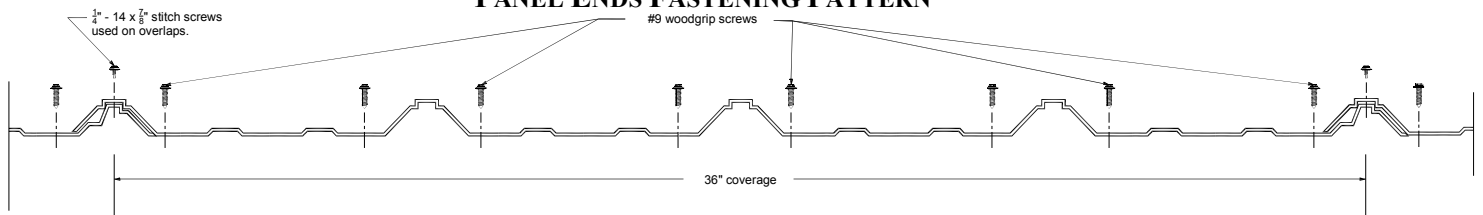


DETAIL D



DETAIL E

PANEL ENDS FASTENING PATTERN



END OF THIS ACCEPTANCE



NOA No.: 16-0218.02
 Expiration Date: 08/24/21
 Approval Date: 04/14/16
 Page 9 of 9