



DEPARTMENT OF REGULATORY AND ECONOMIC RESOURCES (RER)
BOARD AND CODE ADMINISTRATION DIVISION

MIAMI-DADE COUNTY
PRODUCT CONTROL SECTION
11805 SW 26 Street, Room 208
Miami, Florida 33175-2474
T (786) 315-2590 F (786) 315-2599
www.miamidade.gov/economy

NOTICE OF ACCEPTANCE (NOA)

Firestone Building Products Company, LLC.
250 W 96th Street
Indianapolis, IN 46260

SCOPE:

This NOA is being issued under the applicable rules and regulations governing the use of construction materials. The documentation submitted has been reviewed and accepted by Miami-Dade County RER - Product Control Section to be used in Miami-Dade County and other areas where allowed by the Authority Having Jurisdiction (AHJ).

This NOA shall not be valid after the expiration date stated below. The Miami-Dade County Product Control Section (in Miami-Dade County) and/or the AHJ (in areas other than Miami-Dade County) reserve the right to have this product or material tested for quality assurance purposes. If this product or material fails to perform in the accepted manner, the manufacturer will incur the expense of such testing and the AHJ may immediately revoke, modify, or suspend the use of such product or material within their jurisdiction. RER reserves the right to revoke this acceptance, if it is determined by Miami-Dade County Product Control Section that this product or material fails to meet the requirements of the applicable building code.

This product is approved as described herein, and has been designed to comply with the Florida Building Code including the High Velocity Hurricane Zone of the Florida Building Code.

DESCRIPTION: UC-4 Steel Snap Lock Panel

LABELING: Each unit shall bear a permanent label with the manufacturer's name or logo, city, state and following statement: "Miami-Dade County Product Control Approved", unless otherwise noted herein.

RENEWAL of this NOA shall be considered after a renewal application has been filed and there has been no change in the applicable building code negatively affecting the performance of this product.

TERMINATION of this NOA will occur after the expiration date or if there has been a revision or change in the materials, use, and/or manufacture of the product or process. Misuse of this NOA as an endorsement of any product, for sales, advertising or any other purposes shall automatically terminate this NOA. Failure to comply with any section of this NOA shall be cause for termination and removal of NOA.

ADVERTISEMENT: The NOA number preceded by the words Miami-Dade County, Florida, and followed by the expiration date may be displayed in advertising literature. If any portion of the NOA is displayed, then it shall be done in its entirety.

INSPECTION: A copy of this entire NOA shall be provided to the user by the manufacturer or its distributors and shall be available for inspection at the job site at the request of the Building Official.

This NOA renews and revises NOA No. 16-0114.02 and consists of pages 1 through 6.
The submitted documentation was reviewed by Alex Tigera.



NOA No.: 16-0307.03
Expiration Date: 03/22/22
Approval Date: 03/09/17
Page 1 of 6

ROOFING SYSTEM APPROVAL:

Category: Roofing
Sub-Category: Metal, Panels(Non-Structural)
Material: Steel
Deck Type: Wood
Maximum Design Pressure: -172.5 psf

TRADE NAMES OF PRODUCTS MANUFACTURED OR LABELED BY APPLICANT:

<u>Product</u>	<u>Dimensions</u>	<u>Test Specifications</u>	<u>Product Description</u>
UC-4 (18" installed coverage)	Length = varies Width = 18" Height = 1-1/2" Thickness = min. 24 ga. Grade "D" (50 ksi min. yield)	TAS 110	Corrosion resistant, galvanized or galvalume preformed, coated, prefinished, metal panels.
UC-4 (9-3/4" installed coverage)	Length = varies Width = 9-3/4" Height = 1-1/2" Thickness = min. 24 ga. Grade "D" (50 ksi min. yield)	TAS 110	Corrosion resistant, galvanized or galvalume preformed, coated, prefinished, metal panels.
Trim Pieces	Length = varies Width = varies Thickness = min. 24 GA	TAS 110	Standard flashing and trim pieces. Manufactured for each panel width.

MANUFACTURING LOCATION:

- Anoka, MN

EVIDENCE SUBMITTED:

<u>Test Agency</u>	<u>Test Identifier</u>	<u>Test Name/Report</u>	<u>Date</u>
Valspar Corporation		ASTM G 23 ASTM B 117	
PRI Construction Materials Technologies, LLC	FBP-299-02-01	TAS 125	08/04/16
	FBP-299-02-02	TAS 100	08/08/16
	FBP-321-02-02	TAS 125	01/06/17



NOA No.: 16-0307.03
 Expiration Date: 03/22/22
 Approval Date: 03/09/17
 Page 2 of 6

APPROVED ASSEMBLIES

System:	UC-4 Metal Roof Panel – 9-3/4” wide panel
Deck Type:	Wood, Non-insulated
Deck Description:	New Construction or Re-roof; ¹⁹ / ₃₂ " or greater plywood or wood plank.
Slope Range:	2":12" or greater
Maximum Uplift Pressure:	See Table A below

Deck Attachment:	In accordance with applicable Building Code, but in no case shall it be less than 8d annular ring shank nails spaced 6" o.c.
Underlayment:	Minimum underlayment shall be an ASTM D 226 Type II installed with a minimum 4" side-lap and 6" end-laps. Underlayment shall be fastened with corrosion resistant tin-caps and 12 gauge 1 ¼" annular ring-shank nails, spaced 6" o.c. at all laps and two staggered rows 12" o.c. in the field of the roll.
Valleys:	Valley construction shall be in compliance with Roofing Application Standard RAS 133 and with Firestone Metal Products’ current published installation instructions.
Fire Barrier Board:	Any approved fire barrier having a current NOA. Refer to a current fire directory listing for fire ratings of this roofing system assembly as well as the location of the fire barrier within the assembly. See Limitation # 1.
Metal Panels and Accessories:	Install the 9-3/4” wide "UC-4 Metal Roof Panels" and accessories in compliance with Firestone Metal Products’ current published installation instructions and details. Flashing, penetrations, valley construction and other details shall be constructed in compliance with the minimum requirements provided in Roofing Application Standards RAS 133.

Panels shall be attached along the pre-punched slots side with two (2) corrosion resistant #10-12 x 1.5” pancake head screws with nylon washers 1” apart and at a maximum spacing listed below in **Table A**. Fasteners shall of sufficient length to penetrate through the sheathing a minimum of ³/₁₆". Fastening shall start 1" from panel end.

**TABLE A
MAXIMUM DESIGN PRESSURES**

Roof Areas	Field	Perimeter and Corner ¹
Maximum Design Pressures	-101.25 psf	-172.5 psf
Maximum Fastener Spacing	30” o.c.	12” o.c.

1. Extrapolation shall not be allowed



System: UC-4 Metal Roof Panel – 18” wide panel
Deck Type: Wood, Non-insulated
Deck Description: New Construction or Re-roof; ¹⁹/₃₂" or greater plywood or wood plank.
Slope Range: 2":12" or greater
Maximum Uplift Pressure: See Table B below

Deck Attachment: In accordance with applicable Building Code, but in no case shall it be less than 8d annular ring shank nails spaced 6" o.c.

Underlayment: Minimum underlayment shall be an ASTM D 226 Type II installed with a minimum 4" side-lap and 6" end-laps. Underlayment shall be fastened with corrosion resistant tin-caps and 12 gauge 1 ¼" annular ring-shank nails, spaced 6" o.c. at all laps and two staggered rows 12" o.c. in the field of the roll.

Valleys: Valley construction shall be in compliance with Roofing Application Standard RAS 133 and with Firestone Metal Products’ current published installation instructions.

Fire Barrier Board: Any approved fire barrier having a current NOA. Refer to a current fire directory listing for fire ratings of this roofing system assembly as well as the location of the fire barrier within the assembly. See Limitation # 1.

Metal Panels and Accessories: Install the 18” wide "UC-4 Metal Roof Panels" and accessories in compliance with Firestone Metal Products’ current published installation instructions and details. Flashing, penetrations, valley construction and other details shall be constructed in compliance with the minimum requirements provided in Roofing Application Standards RAS 133.

Panels shall be attached along the pre-punched slots side with two (2) corrosion resistant #10-12 x 1.5” pancake head screws with nylon washers 1” apart and at a maximum spacing listed below in **Table B**. Fasteners shall of sufficient length to penetrate through the sheathing a minimum of ³/₁₆". Fastening shall start 1" from panel end.

TABLE B			
MAXIMUM DESIGN PRESSURES			
Roof Areas	Field	Perimeter and Corner¹	Perimeter and Corner¹
Maximum Design Pressures	-82.5 psf	-97.5 psf	-112.5 psf
Maximum Fastener Spacing	24” o.c.	12” o.c.	6” o.c.
1. Extrapolation shall not be allowed			



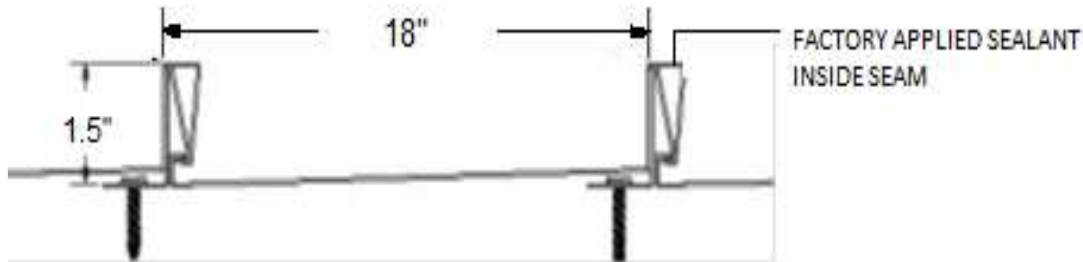
SYSTEM LIMITATIONS

1. Fire classification is not part of this acceptance; refer to a current Approved Roofing Materials Directory for fire ratings of this product.
2. The maximum designed pressure listed herein shall be applicable to all roof pressure zones (i.e. field, perimeters, and corners). Neither rational analysis, nor extrapolation shall be permitted for enhanced fastening at enhanced pressure zones (i.e. perimeters, extended corners and corners).
3. Panels may be rolls formed in continuous lengths from eave to ridge. Maximum lengths shall be as described in Roofing Application Standard RAS 133
4. All panels shall be permanently labeled with the manufacturer's name and/or logo, and the following statement: "Miami-Dade County Product Control Approved" or with the Miami-Dade County Product Control Seal as seen below. All clips shall be permanently labeled with the manufacturer's name and/or logo, and/or model.

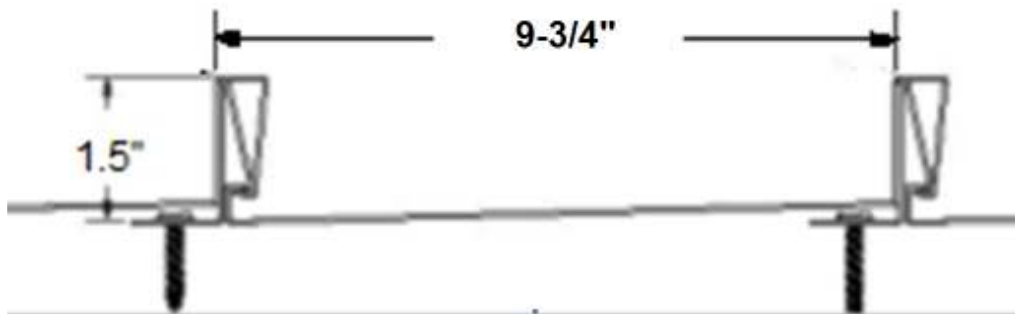
MIAMI-DADE COUNTY
APPROVED

5. All products listed herein shall have a quality assurance audit in accordance with the Florida Building Code and Rule 61G20-3 of the Florida Administrative Code.

PROFILE DRAWINGS:



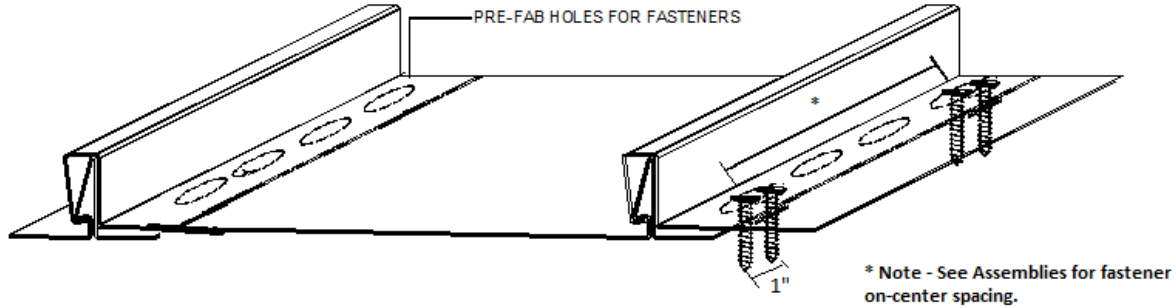
UNA-CLAD UC-4



UC-4 METAL ROOF PANEL

MIAMI-DADE COUNTY
APPROVED

NOA No.: 16-0307.03
Expiration Date: 03/22/22
Approval Date: 03/09/17
Page 5 of 6



END OF THIS ACCEPTANCE



NOA No.: 16-0307.03
Expiration Date: 03/22/22
Approval Date: 03/09/17
Page 6 of 6