



DEPARTMENT OF REGULATORY AND ECONOMIC RESOURCES (RER)
BOARD AND CODE ADMINISTRATION DIVISION

MIAMI-DADE COUNTY
PRODUCT CONTROL SECTION

11805 SW 26 Street, Room 208
Miami, Florida 33175-2474
T (786) 315-2590 F (786) 315-2599

www.miamidade.gov/economy

NOTICE OF ACCEPTANCE (NOA)

Kolpak
2915 Tennessee Avenue North
P. O. Box 550
Parsons, TN, 38363

SCOPE:

This NOA is being issued under the applicable rules and regulations governing the use of construction materials. The documentation submitted has been reviewed and accepted by Miami-Dade County RER- Product Control Section to be used in Miami Dade County and other areas where allowed by the Authority Having Jurisdiction (AHJ).

This NOA shall not be valid after the expiration date stated below. The Miami-Dade County Product Control Section (In Miami Dade County) and/or the AHJ (in areas other than Miami Dade County) reserve the right to have this product or material tested for quality assurance purposes. If this product or material fails to perform in the accepted manner, the manufacturer will incur the expense of such testing and the AHJ may immediately revoke, modify, or suspend the use of such product or material within their jurisdiction. RER reserves the right to revoke this acceptance, if it is determined by Miami-Dade County Product Control Section that this product or material fails to meet the requirements of the applicable building code.

This product is approved as described herein, and has been designed to comply with the High Velocity Hurricane Zone of the Florida Building Code.

DESCRIPTION: Walk-In Cooler / Freezer

APPROVAL DOCUMENT: Drawing No. B211-317, titled "Walk-In Cooler / Freezer ", sheets 1 through 6 of 6, prepared by Kolpak, dated November 02, 2017, signed and sealed by Brian J. Sielaff, P.E., on November 03, 2017, bearing the Miami-Dade County Product Control Revision stamp with the Notice of Acceptance number and the expiration date by the Miami-Dade County Product Control Section.

MISSILE IMPACT RATING: Large and Small Missile Impact Resistant

LABELING: Each unit shall bear a permanent label with the manufacturer's name or logo, city, state and the following statement: "Miami-Dade County Product Control Approved", unless otherwise noted herein.

RENEWAL of this NOA shall be considered after a renewal application has been filed and there has been no change in the applicable building code negatively affecting the performance of this product.

TERMINATION of this NOA will occur after the expiration date or if there has been a revision or change in the materials, use, and/or manufacture of the product or process. Misuse of this NOA as an endorsement of any product, for sales, advertising or any other purposes shall automatically terminate this NOA. Failure to comply with any section of this NOA shall be cause for termination and removal of NOA.

ADVERTISEMENT: The NOA number preceded by the words Miami-Dade County, Florida, and followed by the expiration date may be displayed in advertising literature. If any portion of the NOA is displayed, then it shall be done in its entirety.

INSPECTION: A copy of this entire NOA shall be provided to the user by the manufacturer or its distributors and shall be available for inspection at the job site at the request of the Building Official.

This NOA revises NOA # 17-0320.03 and consists of this page 1, evidence submitted pages E-1, E-2, E-3, E-4 & E-5 as well as approval document mentioned above.

The submitted documentation was reviewed by **Helmy A. Makar, P.E., M.S.**



Helmy A. Makar
02/08/2018

NOA No 17-1106.07
Expiration Date: 05/31/2022
Approval Date: 02/08/2018
Page 1

Kolpak

NOTICE OF ACCEPTANCE: EVIDENCE SUBMITTED

1. EVIDENCE SUBMITTED UNDER PREVIOUS APPROVAL # 97-1215.03

A. DRAWINGS

1. Drawing No. 96-260, titled "Walk-in Cooler/Freezer", prepared by Knezevich & Associates, Inc., dated 12/12/97, last revision #1 dated 07/31/98, sheets 1 through 6 of 6, signed and sealed by V. J. Knezevich, P.E.

B. TESTS

1. Test report on 24 Hour Live Load Test, Large Missile Impact Test, Cyclic Load Test and Uniform Static air Pressure Test, Axial Load Test, and Racking load Test on Metal Sheathed Urethane Foam Filled Modular Panel Walk-in Coolers / Freezers, prepared by Construction Testing Corporation, Report No. 97-010, dated 12/12/97, signed and sealed by Christopher G. Tyson, P.E., and Yamil Kuri, P.E.

C. CALCULATIONS

1. Calc. titled Walk-in Cooler/Freezer, dated 12/12/97, pages 1 through 15 of 15, prepared by Knezevich & Associates, Inc., signed & sealed by V. J. Knezevich, P.E.
2. Calculation titled "Kolpak Walk-in Cooler", dated 07/29/98, 3 pages, prepared by Knezevich & Associates, Inc., signed and sealed by V. J. Knezevich, P.E.

D. MATERIAL CERTIFICATIONS

1. Mill Certified Test Report issued by GalvTech, dated 03/10/97, with the Chemical analysis and Mechanical Properties for 22 gauge (0.0296") G-90 Steel conforming to ASTM A-653.
2. Mill Certified Test Report issued by Alumax Mill Products, dated 09/18/97, with the Chemical composition and Mechanical Properties for 0.032" thick White Embossed 3105-H154 Aluminum Alloy.
3. Mill Certified Test Report issued by Alumax Mill Products, dated 09/04/97, with the Chemical composition and Mechanical Properties for 0.040" thick Smooth White 3105-H14 Aluminum Alloy.
4. Tensile Test Report No. CTL #756C, prepared by Certified Testing Laboratories, dated 10/28/97, signed and sealed by Ramesh Patel, P.E.
5. Tensile Test Report No. CTL #614C, prepared by Certified Testing Laboratories, dated 09/04/97, signed and sealed by Ramesh Patel, P.E.

2. EVIDENCE SUBMITTED UNDER PREVIOUS APPROVAL # 01-1017.03

A. DRAWINGS


See NOA 97-1215.03

B. TESTS

See NOA 97-1215.03

C. CALCULATIONS

See NOA 97-1215.03



Helmy A. Makar, P.E., M.S.
Product Control Section Supervisor
NOA No 17-1106.07
Expiration Date: 05/31/2022
Approval Date: 02/08/2018

Kolpak

NOTICE OF ACCEPTANCE: EVIDENCE SUBMITTED

D. MATERIAL CERTIFICATIONS

See NOA 97-1215.03

E. STATEMENTS

1. *See NOA 97-1215.03*

2. *Letter from KMT Refrigeration, Inc, dated 7/10/01, stating that the product has not changed since it was originally approved.*

F. OTHER

See NOA 97-1215.03

3. EVIDENCE SUBMITTED UNDER PREVIOUS APPROVAL # 03-0515.05

A. DRAWINGS

1. *Drawing No. 01-375, titled "Walk-In Cooler / Freezer", sheets 1 through 6 of 6, prepared by Knezevich and Associates, Inc., signed and sealed by V. J. Knezevich, P.E., dated June 18, 2001, last revision #1 dated May 13, 2003.*

B. TESTS

1. *None.*

C. CALCULATIONS

1. *Calculation titled "Walk-in Cooler / Freezer", dated 05/13/03, 5 pages, prepared by Knezevich & Associates, Inc., signed and sealed by V. J. Knezevich, P.E.*

D. MATERIAL CERTIFICATIONS

1. *None.*

E. STATEMENTS


1. *Letter issued by Mr. Knezevich & Associates, Inc., dated May 22, 2003, signed and sealed by V.J. Knezevich, P.E., stating that the only change is update the General Notes to reference the Florida Building Code and ASCE 7-98.*

2. *Letter by Loren Rasmusson requesting to renew Approval No. 01-1017.03 and stating that the drawings are revised to reflect the current code requirements.*

4. EVIDENCE SUBMITTED UNDER PREVIOUS APPROVAL # 07-0205.03

A. DRAWINGS

1. *Drawing No. 06-496, titled "Walk-In Cooler / Freezer", sheets 1 through 6 of 6, prepared by Thornton Tomasetti, dated January 26, 2007, last revision #1 dated July 11, 2007, signed and sealed by J. W. Knezevich, P.E.*



Helmy A. Makar, P.E., M.S.
Product Control Section Supervisor
NOA No 17-1106.07
Expiration Date: 05/31/2022
Approval Date: 02/08/2018

Kolpak

NOTICE OF ACCEPTANCE: EVIDENCE SUBMITTED

B. TESTS

1. *Test report on Uniform Static air Pressure Test and Racking load Test on Galvanized Steel Sheathed Polyurethane Foam Filled Modular Panels for Walk-in Coolers / Freezers, prepared by Construction Testing Corporation, Report No. 06-036-Fe, dated 01/15/2007, signed and sealed by Yamil G. Kuri, P.E.*
2. *Test report on Racking loads on Galvanized Steel Sheathed Polyurethane Foam Filled Modular Panels for Walk-in Coolers / Freezers, prepared by Construction Testing Corporation, Report No. 06-036-A1, dated 01/15/2007, signed and sealed by Yamil G. Kuri, P.E.*

C. CALCULATIONS

1. *Calculation titled "Walk-in Cooler / Freezer Calculations", dated January 26, 2007, pages 1 through 35 of 35, prepared by Thornton Tomasetti, signed and sealed by J. W. Knezevich, P.E.*

D. QUALITY ASSURANCE

1. *By Miami-Dade County Building Code Compliance Office.*

E. MATERIAL CERTIFICATIONS

1. *Mill Certified Report issued by Alcoa Mill, dated 11/08/2006 with the Chemical composition & Mech. Properties for 0.032" thick 3105-H154 Aluminum Alloy.*
2. *Mill Certified Report issued by Alcoa Mill, dated 08/21/2006 with the Chemical composition and Mech. Properties for 0.040" thick 3003-H154 Aluminum Alloy.*
3. *Mill Certified Report issued by The Techs, dated 01/23/2007 with the Chemical composition and Mech. Properties for 0.036" thick G-90 Steel per ASTM A-653.*
4. *Tensile Test Report No. QCM#7AM-42, prepared by QC Metallurgical, Inc., dated 01/16/2007, signed and sealed by Frank E. Grate Jr., P.E.*

5. EVIDENCE SUBMITTED UNDER PREVIOUS APPROVAL # 11-1102.02

A. DRAWINGS


1. *Drawing No. B211-317, titled "Walk-In Cooler / Freezer ", sheets 1 through 6 of 6, prepared by Kolpak, dated February 04, 2011, signed and sealed by Alexis Spyrou, P.E., on May 16, 2012.*

B. TESTS

1. *None.*

C. CALCULATIONS

1. *Calculation titled "Walk-in Cooler / Freezer ", dated February 21, 2011, pages 1 through 53 of 53, prepared by Building Drops, signed and sealed by Alexis Spyrou, P.E., on September 24, 2011.*



Helmy A. Makar, P.E., M.S.
Product Control Section Supervisor
NOA No 17-1106.07
Expiration Date: 05/31/2022
Approval Date: 02/08/2018

Kolpak

NOTICE OF ACCEPTANCE: EVIDENCE SUBMITTED

D. QUALITY ASSURANCE

1. *By Miami-Dade County Department of Permitting, Environment, and regulatory Affairs (PERA).*

E. MATERIAL CERTIFICATIONS

1. *None.*

6. EVIDENCE SUBMITTED UNDER PREVIOUS APPROVAL # 13-1030.02

A. DRAWINGS

1. *Drawing No. B211-317, titled "Walk-In Cooler / Freezer", sheets 1 through 6 of 6, prepared by Kolpak, dated February 04, 2011, last revision #1 dated September 16, 2013, signed and sealed by Thomas R. Sadler, P.E., on October 24, 2013.*

B. TESTS

1. *None.*

C. CALCULATIONS

1. *None.*

D. QUALITY ASSURANCE

1. *By Miami-Dade County Department of Regulatory and Economic Resources.*

E. MATERIAL CERTIFICATIONS

1. *None.*

7. EVIDENCE SUBMITTED UNDER PREVIOUS APPROVAL # 16-0209.07

A. DRAWINGS

1. *Drawing No. B211-317, titled "Walk-In Cooler / Freezer", sheets 1 through 6 of 6, prepared by Kolpak, dated January 22, 2016, signed and sealed by Thomas R. Sadler, P.E., on January 22, 2016.*

B. TESTS

1. *None.*

C. CALCULATIONS

1. *None.*

D. QUALITY ASSURANCE

1. *By Miami-Dade County Department of Regulatory and Economic Resources.*

E. MATERIAL CERTIFICATIONS

1. *None.*



Helmy A. Makar, P.E., M.S.
Product Control Section Supervisor
NOA No 17-1106.07
Expiration Date: 05/31/2022
Approval Date: 02/08/2018

Kolpak

NOTICE OF ACCEPTANCE: EVIDENCE SUBMITTED

F. STATEMENTS

1. *Letter issued by The Sadler Group, dated February 09, 2016, signed and sealed by Thomas R. Sadler, P.E., stating that the change is to update the General Notes to reference the Florida Building Code, 2014 Edition.*

8. EVIDENCE SUBMITTED UNDER PREVIOUS APPROVAL # 17-0320.03

A. DRAWINGS

1. *None.*

B. TESTS

1. *None.*

C. CALCULATIONS

1. *None.*

D. QUALITY ASSURANCE

1. *By Miami-Dade County Department of Regulatory and Economic Resources.*

E. MATERIAL CERTIFICATIONS

1. *None.*

9. NEW EVIDENCE SUBMITTED

A. DRAWINGS

1. *Drawing No. B211-317, titled "Walk-In Cooler / Freezer", sheets 1 through 6 of 6, prepared by Kolpak, dated November 02, 2017, signed and sealed by Brian J. Sielaff, P.E., on November 03, 2017.*

B. TESTS

1. *None.*

C. CALCULATIONS

1. *None.*

D. QUALITY ASSURANCE

1. *By Miami-Dade County Department of Regulatory and Economic Resources.*

E. MATERIAL CERTIFICATIONS

1. *None.*

F. STATEMENTS

1. *Letter issued by Tamarack Grove Engineering, dated 11/03/17, signed & sealed by Brian J. Sielaff, P.E., certifying product is in compliance with the FBC, 2017 Edition.*



Helmy A. Makar, P.E., M.S.
Product Control Section Supervisor
NOA No 17-1106.07
Expiration Date: 05/31/2022
Approval Date: 02/08/2018

GENERAL NOTES:

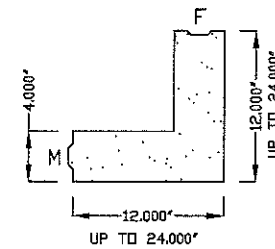
- THESE STRUCTURAL PRODUCT EVALUATION DOCUMENTS REPRESENT A WALK-IN COOLER/FREEZER SYSTEM ANALYZED AND TESTED IN ACCORDANCE WITH THE PROVISION SET FOR THE ISSUANCE OF A NOTICE OF ACCEPTANCE (NOA) BY THE MIAMI-DADE COUNTY PRODUCT CONTROL DIVISION. THESE DOCUMENTS COMPLY WITH THE HIGH VELOCITY HURRICANE ZONE (HVHZ) PROVISIONS OF THE FLORIDA BUILDING CODE, 2017 EDITION (FBC).
- FOR AREAS OUTSIDE OF THE HVHZ, SITE SPECIFIC ENGINEERING IS REQUIRED TO VERIFY THE SITE SPECIFIC DESIGN WIND LOADS AND PANEL TESTING COMPLY WITH THE TESTING REQUIREMENTS OF THE FBC 1709.3.1.
- DESIGN LOADS:
 - A) ROOF:
 - DEAD LOAD: PANEL TYPE 1 3.16 PSF
 - PANEL TYPE 2 4.25 PSF
 - LIVE LOAD 20.0 PSF
 - MAXIMUM WEIGHT OF MECHANICAL UNIT IS 330 LB PER CONDENSING UNIT, SPACE UNITS AT LEAST 4'-0" O.C.
 - B) WALLS:
 - DEAD LOAD: PANEL TYPE 1 1.55 PSF
 - PANEL TYPE 2 3.40 PSF
 - C) FLOOR:
 - DEAD LOAD FLOOR PANEL 5.00 PSF
 - LIVE LOAD INSULATED FLOOR 250.00 PSF
 - "FLOORLESS" 250.00 PSF
- D) WIND LOADS SHALL BE DETERMINED IN ACCORDANCE WITH ASCE 7-10 BASED ON THE SITE SPECIFIC CONDITIONS. SEE TABLE 3 ON SHEET 2 FOR ALLOWABLE WIND LOADS USED IN THE DESIGN OF THESE DOCUMENTS.
- THESE PRODUCT EVALUATION DOCUMENTS ARE GENERIC AND DO NOT INCLUDE INFORMATION FOR SITE-SPECIFIC APPLICATION OF THIS WALK-IN COOLER/FREEZER SYSTEM. THEY ADDRESS THE STRUCTURAL MATERIAL PROPERTIES OF THE WALK-IN COOLER/FREEZER SYSTEM.
- THESE PRODUCT EVALUATION DOCUMENTS SHALL NOT BE APPLIED BY THE CONTRACTOR, ON A SPECIFIC SITE WITHOUT THE INVOLVEMENT OF AN ARCHITECT OR ENGINEER OF RECORD.
 - A) THE ARCHITECT/ENGINEER OF RECORD SHALL VERIFY THE SITE SPECIFIC WIND LOAD REQUIREMENTS ARE WITHIN THE CRITERIA USED TO DEVELOP THESE DOCUMENTS.
 - B) THE ARCHITECT/ENGINEER OF RECORD SHALL VERIFY THE FOUNDATION DESIGN IS ADEQUATE TO RESIST THE FOUNDATION LOADS IDENTIFIED IN TABLE 1.
 - C) THE ARCHITECT/ENGINEER OF RECORD SHALL VERIFY THE EXISTING BUILDING IS ADEQUATE TO RESIST THE SUPERIMPOSED LOADS IDENTIFIED IN TABLE 1.
- THESE PRODUCT EVALUATION DOCUMENTS COMPLY WITH CHAPTER 61G15-23 OF THE FLORIDA ADMINISTRATIVE CODE.
- ANY MODIFICATIONS OR ADDITIONS TO THESE PRODUCT EVALUATION DOCUMENTS WILL VOID THE PRODUCT EVALUATION DOCUMENTS.
- WHEN THE SITE CONDITIONS DEVIATE FROM THESE PRODUCT EVALUATION DOCUMENTS, THE BUILDING OFFICIAL MAY:
 - A) REQUIRE THAT THE SITE SPECIFIC DOCUMENTS BE PREPARED, SIGNED, DATED, AND SEALED BY A LICENSED ENGINEER OR REGISTERED ARCHITECT, WHICH DETAIL AND JUSTIFY THE DEVIATION. SAID DOCUMENTS SHALL BE SUBMITTED TO THE PRODUCT ENGINEER FOR A REVIEW AS A CONDITION TO THE BUILDING OFFICIAL GRANTING HIS/HER APPROVAL.
 - B) REQUIRE THAT A ONE TIME SITE SPECIFIC APPROVAL BE APPLIED FOR AND SECURED FROM THE MIAMI-DADE COUNTY PRODUCT CONTROL SECTION.
- WHEN THE SITE CONDITION DEVIATIONS OCCUR WITHIN THE HVHZ AREAS ONLY OPTION "B", ABOVE, SHALL BE ACCEPTED BY THE BUILDING OFFICIAL.
- ALL BOLTS AND SCREWS SHALL BE 2024-T4 ALUMINUM ALLOY, ELECTRO-GALVANIZED STEEL, HOT DIPPED GALVANIZED STEEL OR 300 SERIES STAINLESS STEEL WITH A MINIMUM TENSILE STRENGTH OF 60 KSI.
- ALL CONCRETE ANCHORS SHALL BE AS SPECIFIED ON THE DRAWINGS. EMBEDMENT LENGTHS NOTED ON THE DRAWINGS SHALL NOT INCLUDE FINISH MATERIAL.
- DISSIMILAR METALS IN CONTACT WITH EACH OTHER SHALL BE PROTECTED IN ACCORDANCE WITH THE FBC CHAPTER 20, SECTION 2003.8.4.
- AN ALLOWABLE STRESS INCREASE IS NOT USED IN THE DESIGN OF THE COOLER/FREEZER UNIT NOR ITS ATTACHMENTS.

RIGID URETHANE FOAM SANDWICH PANELS SPECIFICATIONS:

- WALL AND ROOF COMPOSITE SANDWICH PANELS ARE COMPRISED OF ALUMINUM OR STEEL FACINGS WITH POURED URETHANE PLASTIC CORES. THICKNESS AND MATERIAL OF FACINGS SHALL BE AS SHOWN ON THE DRAWINGS.
- ALUMINUM FACINGS SHALL BE 3105-H154 ALLOY UNPAINTED FOR INTERIOR AND EXTERIOR USE.
- STEEL FACINGS FOR WALL AND ROOF PANELS SHALL COMPLY WITH ONE OF THE FOLLOWING:
 - ASTM A653 CS, TYPE B WITH A MINIMUM F_y 45 KSI, MINIMUM THICKNESS OF 0.035" AND G90 COATING.
 - ASTM A653 SG, GRADE 50, CLASS 1, WITH A MINIMUM THICKNESS OF 0.035" AND G90 COATING.
- STEEL FACINGS USED ON FLOOR PANELS SHALL BE S9, GRADE 33 WITH A MINIMUM THICKNESS OF 0.019" AND A G90 COATING FOR EXTERIOR USE.
- MINIMUM DENSITY OF URETHANE PANEL CORE SHALL BE 2.2 PCF.
- URETHANE FOAM CORE SHALL HAVE A FLAME SPREAD RATING OF NOT MORE THAN 75 AND SHALL HAVE A SMOKE-DEVELOPED RATING OF NOT MORE THAN 450 IN ACCORDANCE WITH FBC 2603.3.
- FOR SPECIFIC REQUIREMENTS OF WALK-IN COOLERS SEE FBC 2603.4.1.3.

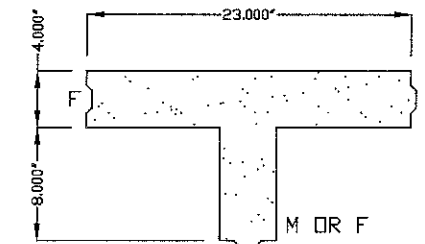
WALK-IN COOLER COMPONENTS DESCRIPTION:

- ROOF PANEL:
 - TYPE 1 = COMPOSITE SANDWICH PANEL CONSISTING OF ONE (TOP) 20 GA. (T=0.034" MINIMUM) GALVANIZED STEEL AND ONE (BOTTOM) .040" MINIMUM ALUMINUM FACINGS FILLED WITH 2.2 PCF URETHANE FOAM.
 - TYPE 2 = COMPOSITE SANDWICH PANEL CONSISTING OF TWO (TOP AND BOTTOM) 20 GA. (T=0.035" MINIMUM) GALVANIZED STEEL FACINGS FILLED WITH 2.2 PCF URETHANE FOAM.
- WALL PANEL:
 - TYPE 1 = COMPOSITE SANDWICH PANEL CONSISTING OF TWO (EXTERIOR AND INTERIOR) 0.040" MINIMUM ALUMINUM FACINGS FILLED WITH 2.2 PCF URETHANE FOAM.
 - TYPE 2 = COMPOSITE SANDWICH PANEL CONSISTING OF TWO (EXTERIOR AND INTERIOR) 20 GA. (T=0.035" MINIMUM) GALVANIZED STEEL FACINGS FILLED WITH 2.2 PCF URETHANE FOAM.
- FLOOR PANEL:
 - COMPOSITE SANDWICH PANEL CONSISTING OF ONE (TOP) 14 GA. (T=0.076" MINIMUM) GALVANIZED STEEL, 16 GA (T=0.061" MINIMUM) 304 STAINLESS STEEL OR 0.100" ALUMINUM AND ONE (BOTTOM) 26 GA. (T=0.019" MINIMUM) GALVANIZED STEEL FACINGS FILLED WITH 2.2 PCF URETHANE FOAM.



(SEE WALK-IN COOLER COMPONENTS DESCRIPTION NOTE 2)

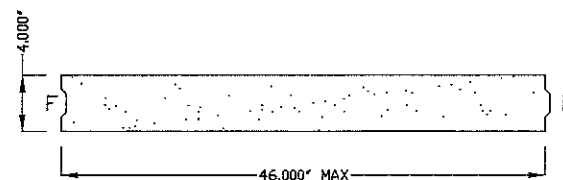
WC WALL PANEL (CORNER SECTION)
N.T.S.



(SEE WALK-IN COOLER COMPONENTS DESCRIPTION NOTE 2)

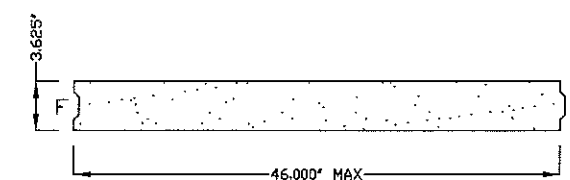
WT WALL PANEL (TEE SECTION)
N.T.S.

NOTE: FOR CORNER AND TEES, POSI-LOCK FASTENERS SHALL BE 6" FROM CORNERS AND 1 1/2" MAX O.C. FROM ADJACENT PANELS.



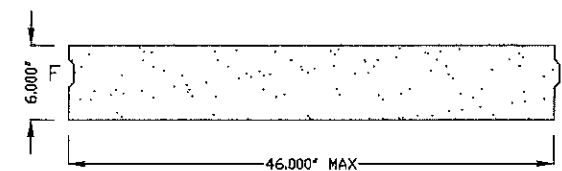
(SEE WALK-IN COOLER COMPONENTS DESCRIPTION NOTE 2)

WP WALL PANEL
N.T.S.




(SEE WALK-IN COOLER COMPONENTS DESCRIPTION NOTE 3)

FP FLOOR PANEL
N.T.S.



(SEE WALK-IN COOLER COMPONENTS DESCRIPTION NOTE 1)

RP ROOF PANEL
N.T.S.



PRODUCT REVISED
as complying with the Florida
Building Code
Acceptance No. 17-1106.07
Expiration Date 05/31/2022
By *Healy A. Alton*
Miami Dade Product Control

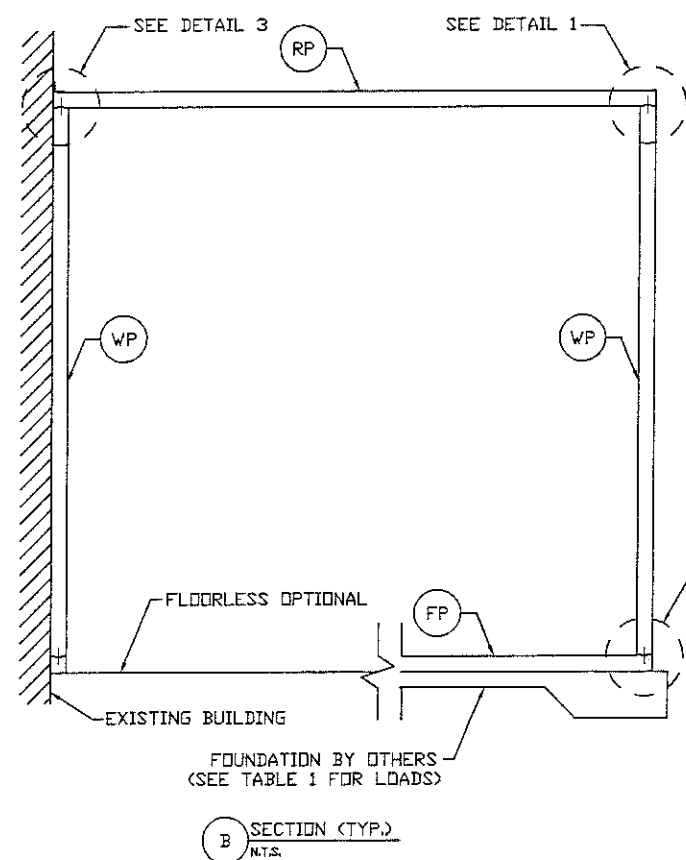
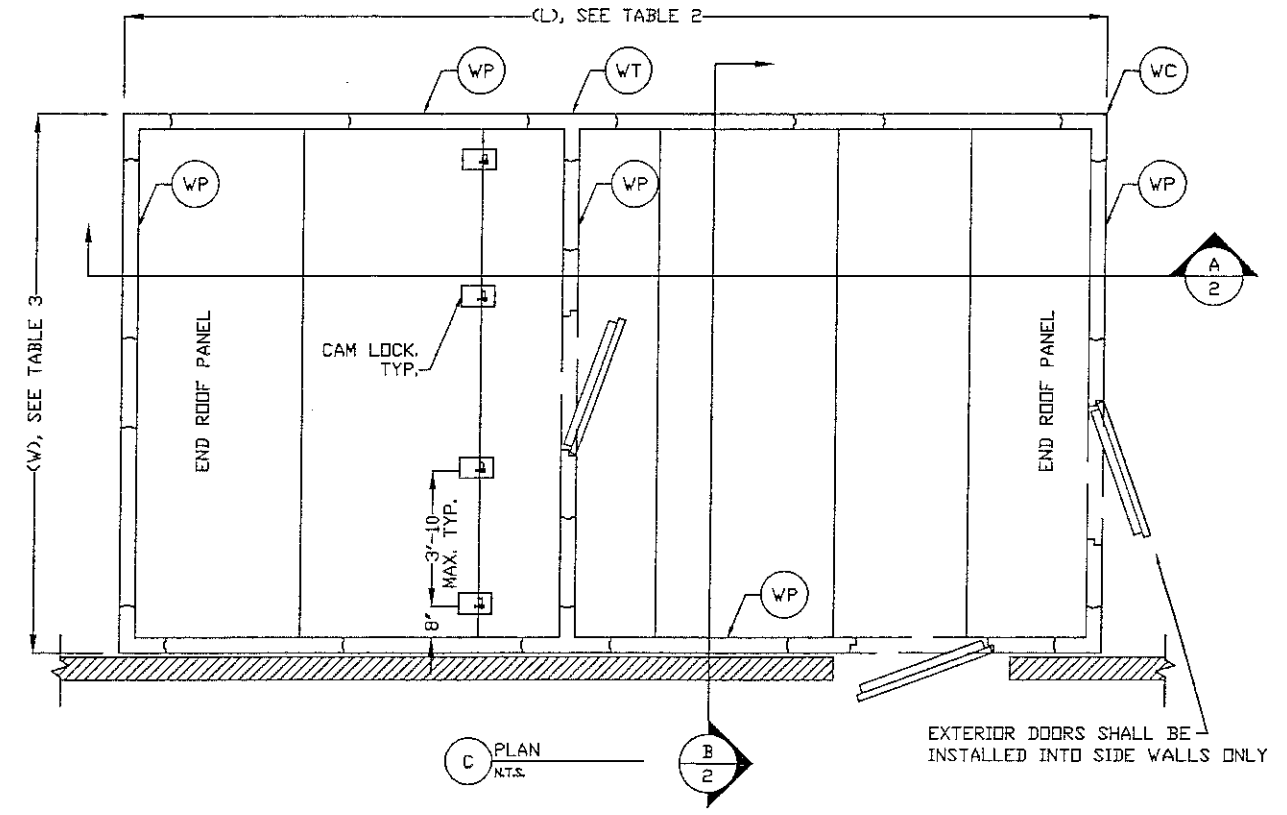
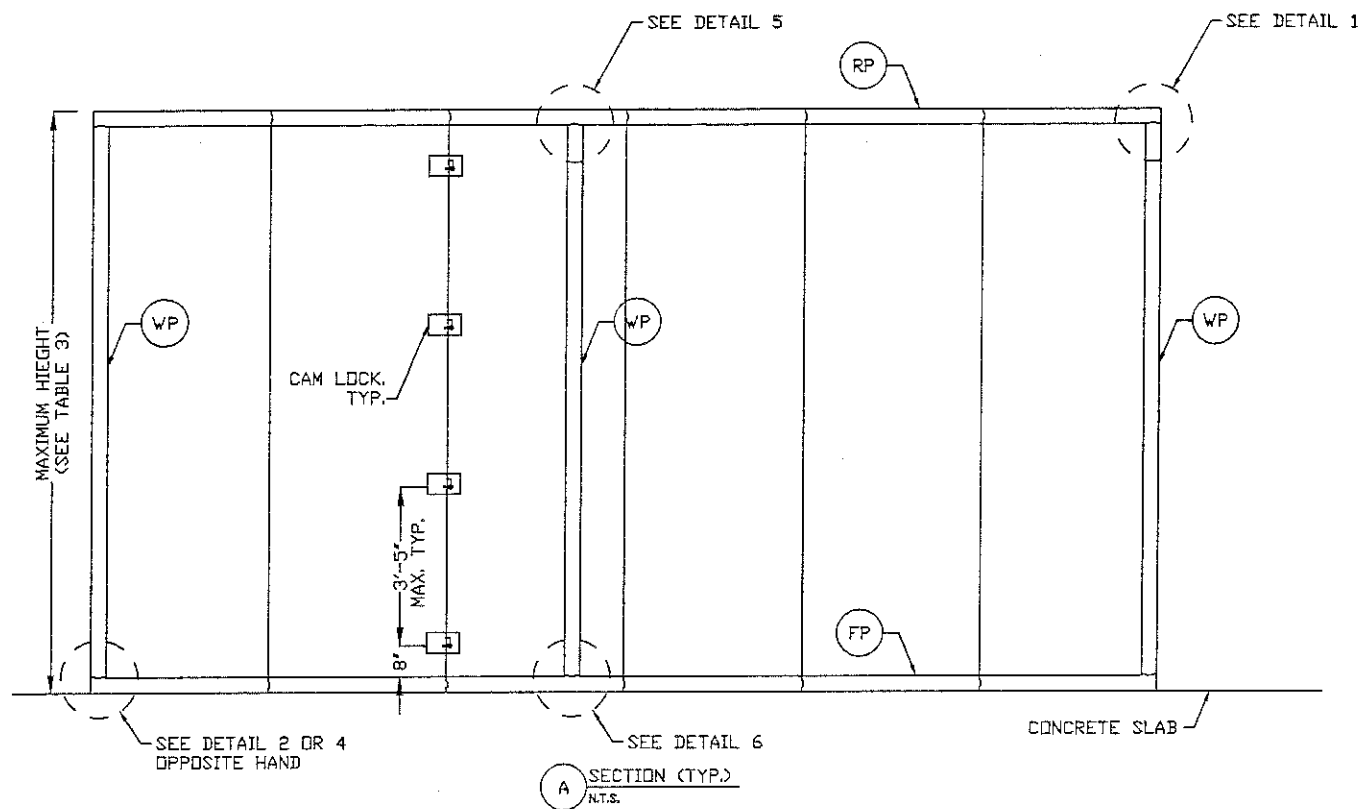
| SYM | REVISION | BY | DATE |
|-----|---|-----|-----------|
| 3 | CHANGED NOTE FROM FBC2014 TO BE FBC2017. | TM | 11/2/2017 |
| 2 | CHANGED NOTE FROM FBC2010 TO BE FBC2014. | TM | 1/13/2016 |
| 1 | REMOVED NOTE 7 -ADHESIVE NO LONGER REQUIRED DUE TO FOAM BONDING PROCESS | SEB | 9/16/2013 |

DRAWING NO. B211-317



2915 TENNESSEE AVENUE NORTH
P.O. BOX 550
PARSONS, TN. 38363
(731) 847-8361

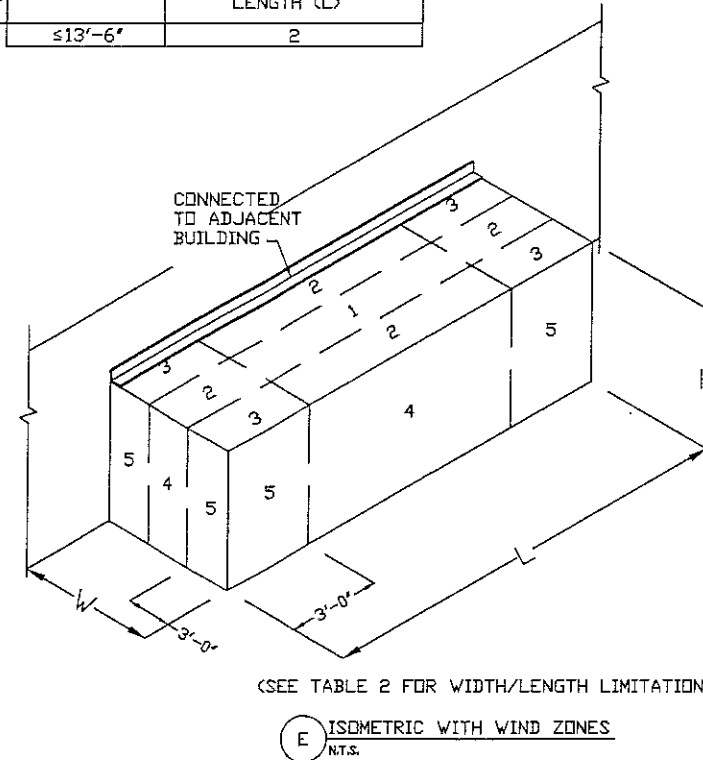
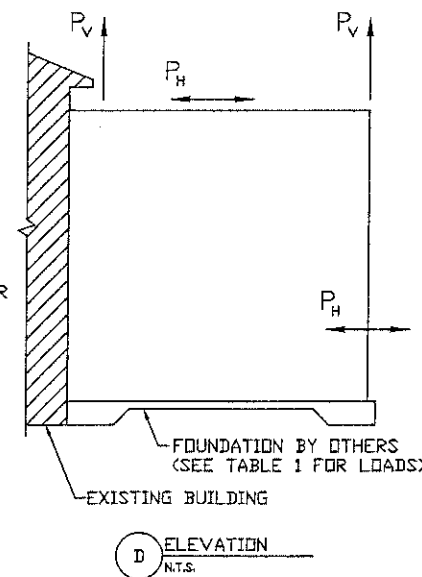
| | |
|-----------------|---------------------------------|
| DRAWN: JTM | CUSTOMER: MANITOWOC FOODSERVICE |
| CHECKED: TGH | PROJECT: FLORDIA HVHZ 2017 |
| DATE: 11/2/2017 | SCALE: N.T.S. |
| SHEET: 1 | OF: 6 |



| TABLE 1 LOADS FOR FOUNDATION DESIGN | UNFACTORED WIND UPLIFT (P_v) AND SHEAR (P_h) FORCES | |
|--|---|----------------|
| | POSITIVE (MAX) | NEGATIVE (MAX) |
| P_v | +229 #/FT | -1020 #/FT |
| P_h | +539 #/FT | -695 #/FT |

| TABLE 2 | UNIT WIDTH (W) FT-IN | MINIMUM NUMBER OF 46" PANELS ON EXTERIOR WALL FOR A GIVEN WIDTH (W) AND UNIT LENGTH (L) |
|---------|-------------------------|---|
| | $\leq 13'-6"$ | 2 |


| TABLE 3 | ALLOWABLE WIND LOADS (PSF) | | | | | | | | | |
|----------|--|-------|-------|--|-------|-------|---|-------|--|--|
| | ROOF PANEL(W)-TYPE 1 MAX. LENGTH 11'-7" | | | ROOF PANEL(W)-TYPE 2 MAX. LENGTH 13'-6" | | | WALL PANEL(H)-TYPE 1&2 MAX. HEIGHT 9'-8 1/4" | | | |
| ZONES | 1 | 2 | 3 | 1 | 2 | 3 | 4 | 5 | | |
| NEGATIVE | -44.0 | -60.7 | -75.5 | -43.5 | -57.0 | -66.3 | -43.5 | -51.5 | | |
| POSITIVE | +16.4 | | | +15.9 | | | +39.9 | | | |



ALLOWABLE WIND LOAD NOTES:

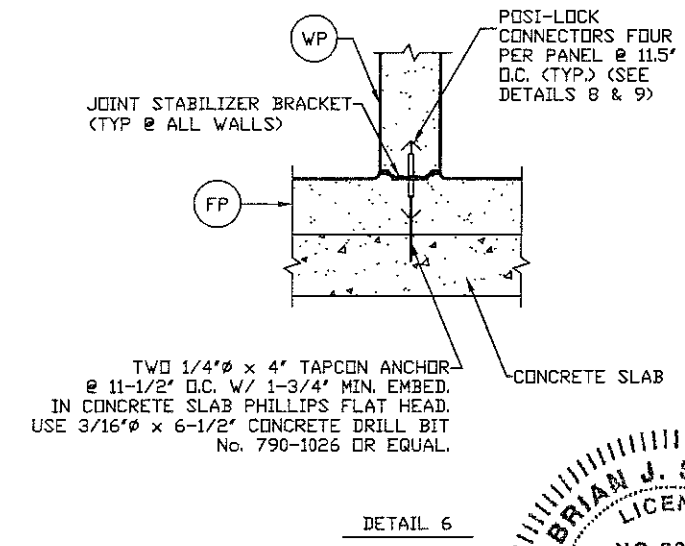
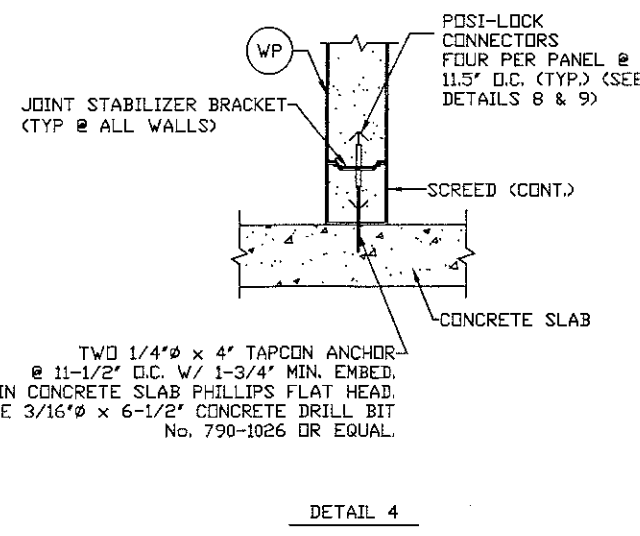
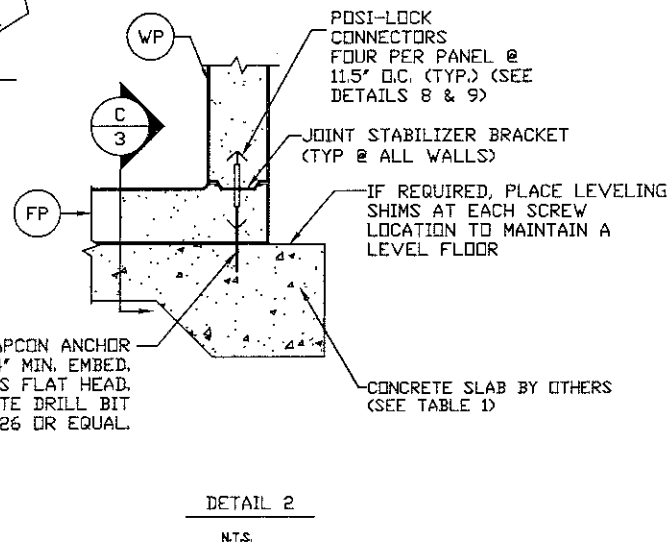
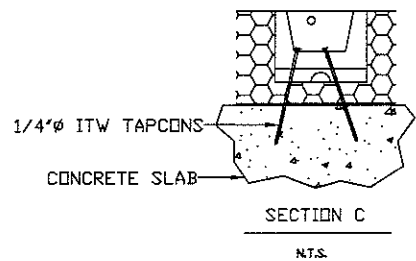
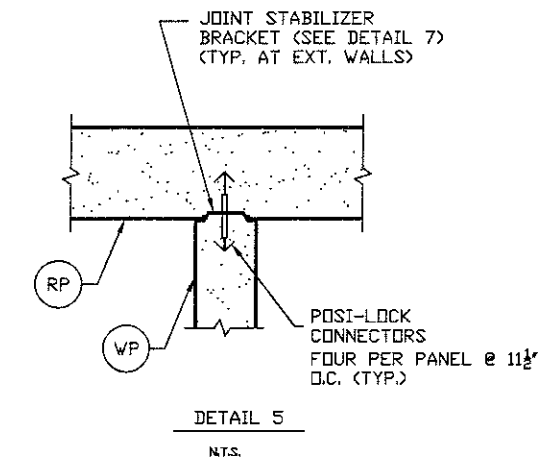
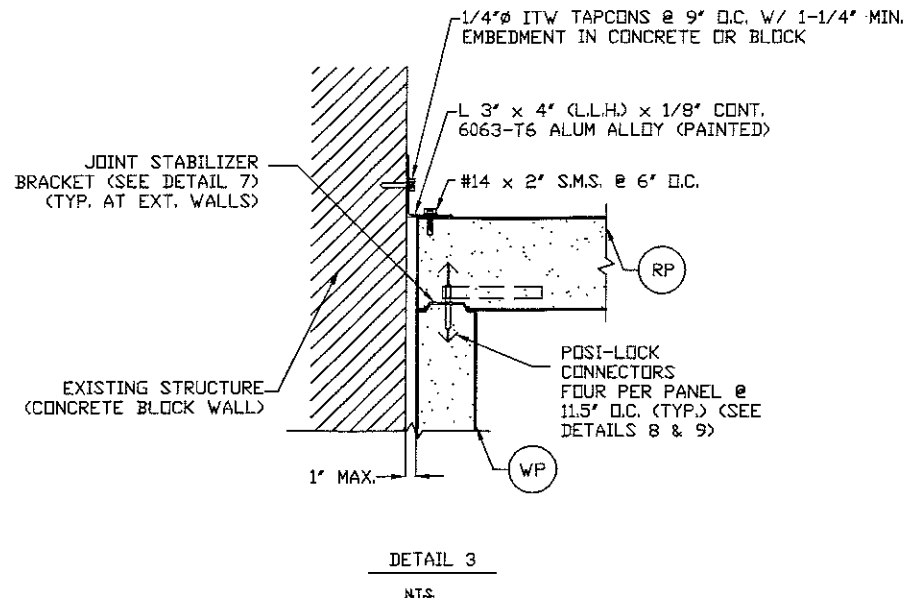
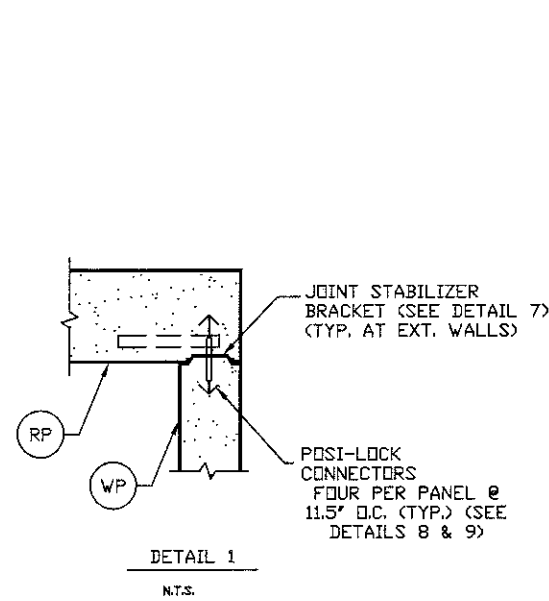
- LOADS SHOWN REPRESENT WIND LOADS USED IN THE DESIGN OF THE UNIT.
- SITE SPECIFIC WIND LOADS SHALL BE LESS THAN OR EQUAL TO THESE LOADS. SEE SHEET 1, GENERAL NOTE 5A.
- ALLOWABLE WIND LOADS ARE BASED ON A FACTOR OF SAFETY OF 1.5 FOR PANEL WALLS AND 2.0 FOR ROOF PANELS IN ACCORDANCE WITH THE HVHZ PROVISIONS OF THE FBC.

PRODUCT REVISED
as complying with the Florida
Building Code
Acceptance No. 17-1106.07
Expiration Date 05/31/2022
By *Herby A. Miller*
Miami Dade Product Control



| SYM | REVISION | BY | DATE |
|-----|-----------------|----|-----------|
| 2 | UPDATED TABLE 1 | TM | 1/13/2016 |

| | | |
|---|-----------------|---------------------------------|
| DRAWING NO. B211-317 | DRAWN: JTM | CUSTOMER: MANITOWOC FOODSERVICE |
| Kolpak | CHECKED: TGH | PROJECT: FLORIDA HVHZ 2017 |
| 2915 TENNESSEE AVENUE NORTH P.O. BOX 550 PARSONS, TN. 38363 (731) 847-6361 | DATE: 11/2/2017 | SCALE: N.T.S. |
| | | SHEET: 2 OF 6 |




TWO 1/4" x 4" TAPCON ANCHOR @ 11-1/2" O.C. W/ 1-3/4" MIN. EMBED. IN CONCRETE SLAB PHILLIPS FLAT HEAD. USE 3/16" x 6-1/2" CONCRETE DRILL BIT No. 790-1026 OR EQUAL.

TWO 1/4" x 4" TAPCON ANCHOR @ 11-1/2" O.C. W/ 1-3/4" MIN. EMBED. IN CONCRETE SLAB PHILLIPS FLAT HEAD. USE 3/16" x 6-1/2" CONCRETE DRILL BIT No. 790-1026 OR EQUAL.

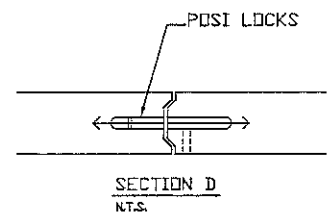
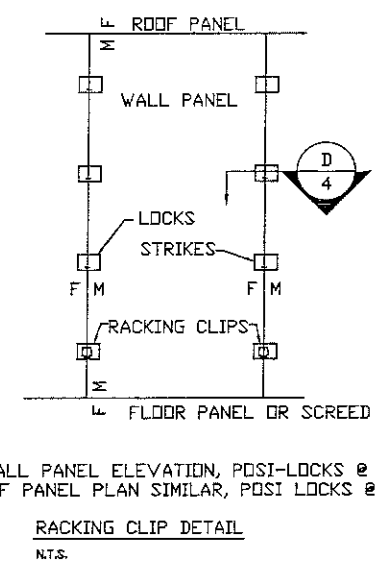
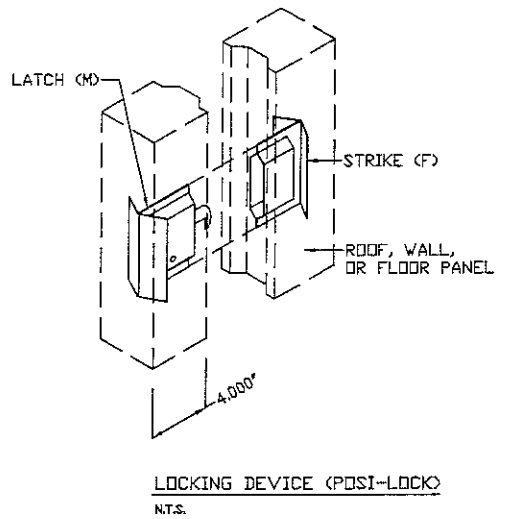
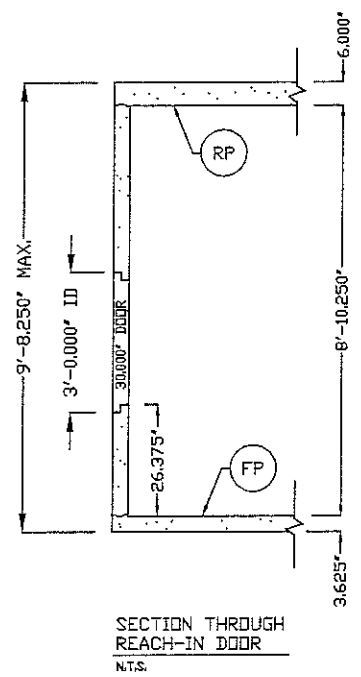
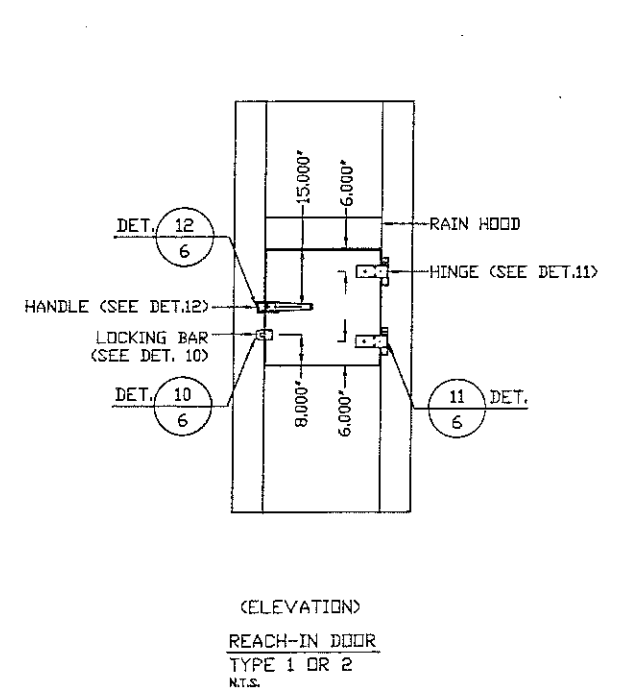
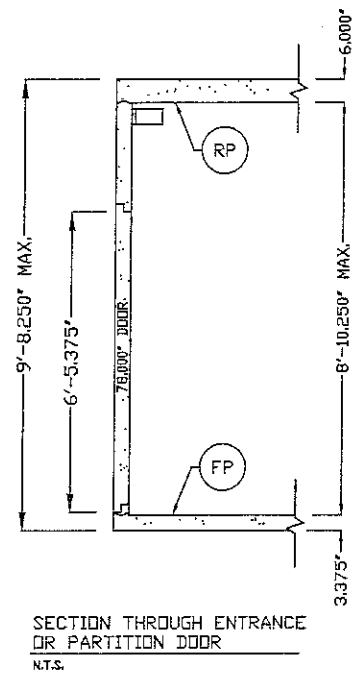
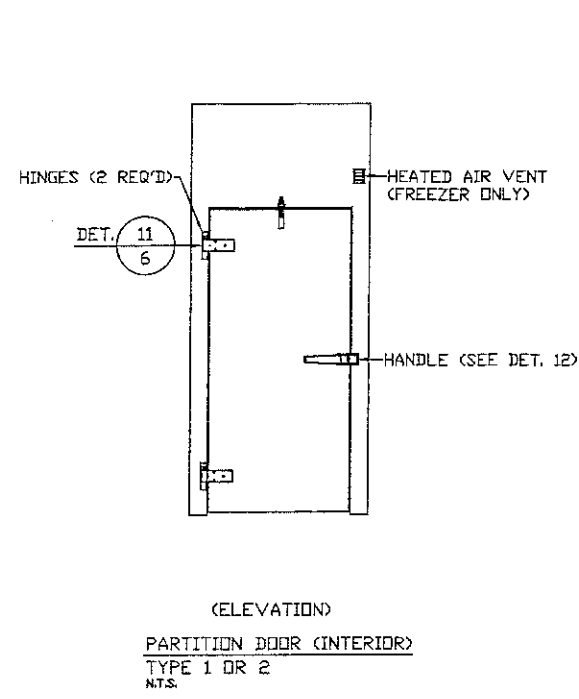
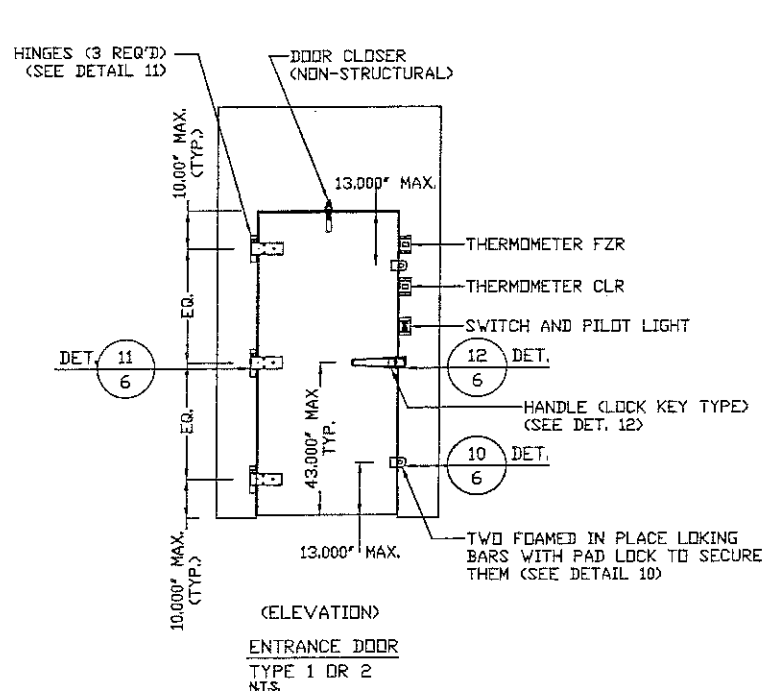
TWO 1/4" x 4" TAPCON ANCHOR @ 11-1/2" O.C. W/ 1-3/4" MIN. EMBED. IN CONCRETE SLAB PHILLIPS FLAT HEAD. USE 3/16" x 6-1/2" CONCRETE DRILL BIT No. 790-1026 OR EQUAL.

PRODUCT REVISED as complying with the Florida Building Code
 Acceptance No. 17-1106.07
 Expiration Date 05/31/2022
 By: *Healy A. McLean*
 Miami Data Product Control




| SYM | REVISION | BY | DATE |
|-----|----------|----|------|
| | | | |
| | | | |
| | | | |
| | | | |

| | | |
|---|-----------------|---------------------------------|
| DRAWING NO. B211-317 | DRAWN: JTM | CUSTOMER: MANITOWOC FOODSERVICE |
| Kolpak | CHECKED: TGH | PROJECT: FLORIDA HVHZ 2017 |
| 2915 TENNESSEE AVENUE NORTH P.O. BOX 550 PARSONS, TN. 38363 (731) 847-8361 | DATE: 11/2/2017 | SCALE: N.T.S. |
| | | SHEET: 3 OF 6 |



PRODUCT REVISED
 as complying with the Florida
 Building Code
 Acceptance No. 17-1106.07
 Expiration Date 05/31/2022
 By *Heidi A. Mc...*
 Miami Dade Product Control



(WALL PANEL ELEVATION, POSI-LOCKS @ 3'-0" O.C. AS TESTED)
 (ROOF PANEL PLAN SIMILAR, POSI-LOCKS @ 3'-0" O.C. AS TESTED)

| SYM | REVISION | BY | DATE |
|-----|----------|----|------|
| | | | |
| | | | |
| | | | |

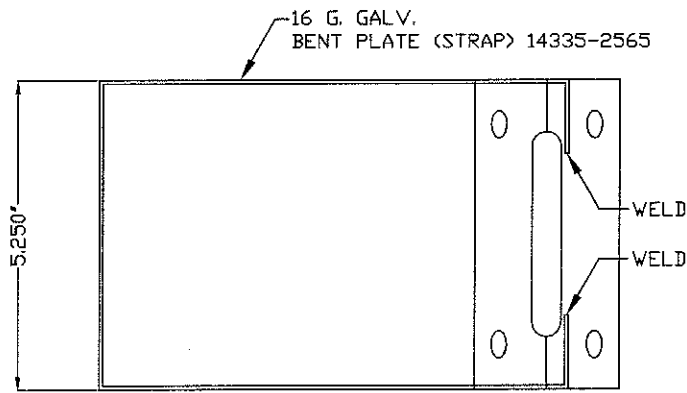
DRAWING NO. B211-317

Kolpak
 2915 TENNESSEE AVENUE NORTH
 P.O. BOX 550
 PARSONS, TN. 38363
 (731) 847-6361

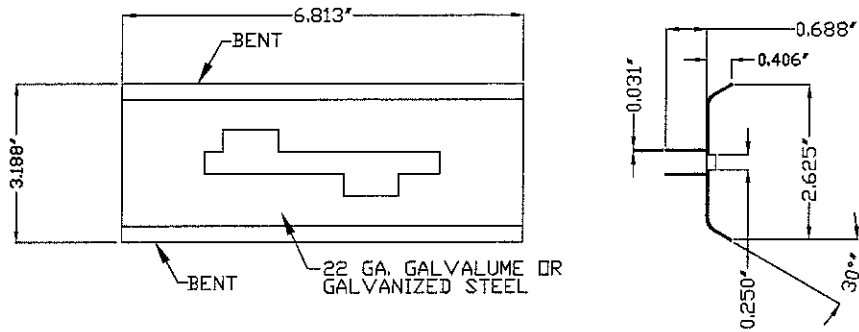
DRAWN: JTM CUSTOMER: MANITOWOC FOODSERVICE

CHECKED: TGH PROJECT: FLORIDA HVHZ 2017

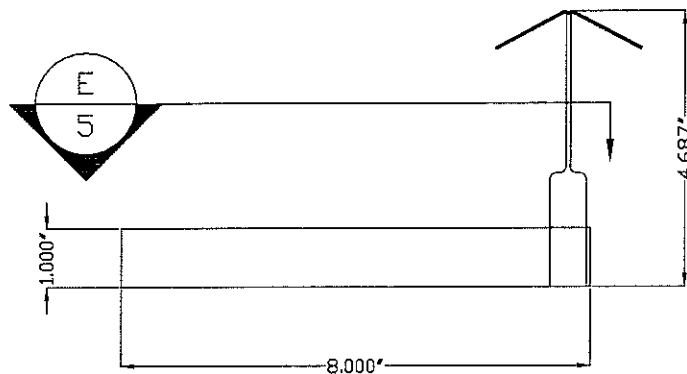
DATE: 11/2/2017 SCALE: N.T.S. SHEET: 4 OF: 6



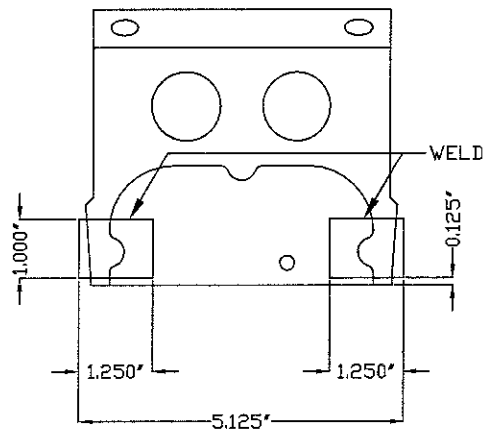
SECTION E
N.T.S.



DETAIL 7-JOINT STABILIZER BRACKET
N.T.S.

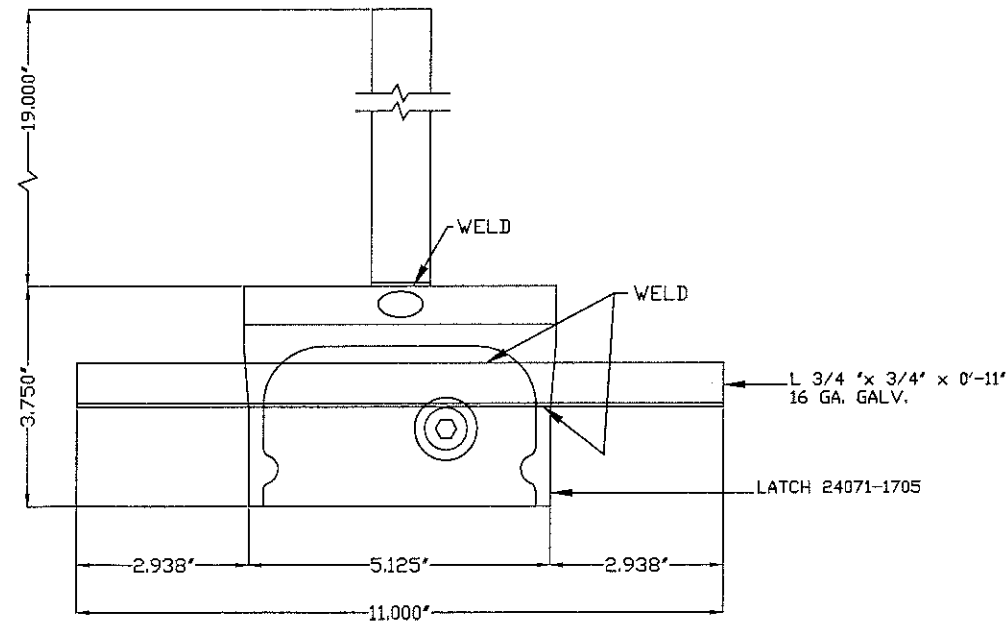


DETAIL 8-STRIKE (F) WITH STRAP
N.T.S.

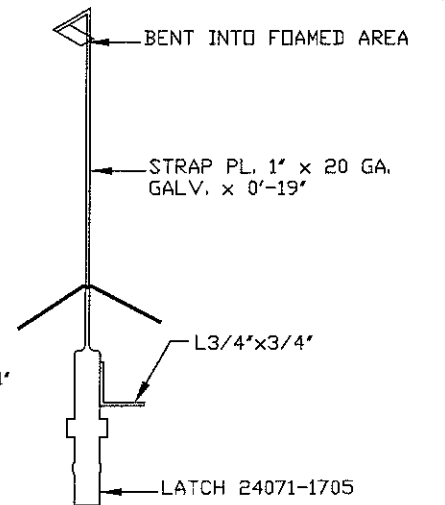


STRIKE #24074-1075
LONG - KASON 1189

NOTE:
STRAP AND STRIKE MUST
BE SPRAYED WITH ADHESIVE.




DETAIL 9-LATCH (M) WITH STRAP
N.T.S.



NOTE:
STRAP AND LATCH MUST
BE SPRAYED WITH ADHESIVE.

PRODUCT REVISED
as complying with the Florida
Building Code
Acceptance No 17-1106-07
Expiration Date 05/31/2022
By Healy A. Miller
Miami Design Product Control



| SYM | REVISION | BY | DATE |
|-----|----------|----|------|
| | | | |
| | | | |
| | | | |

DRAWING NO. B211-317

Kolpak
2915 TENNESSEE AVENUE NORTH
P.O. BOX 550
PARSONS, TN. 38363
(731) 847-6361

DRAWN: JTM

CUSTOMER: MANITOWOC FOODSERVICE

CHECKED: TGH


PROJECT: FLORIDA HVHZ 2017

DATE: 11/2/2017

SCALE: N.T.S.

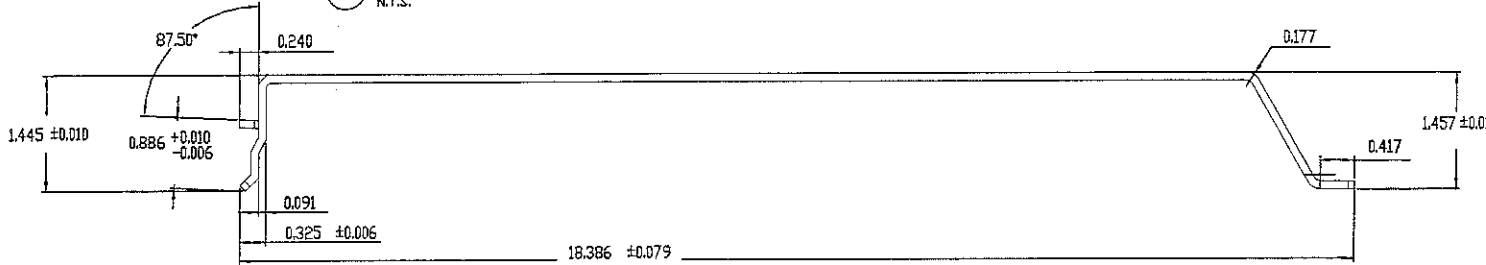
SHEET: 5 OF: 6

| HARDWARE BILL OF MATERIALS | | | |
|----------------------------|--|------------|--------------|
| ITEM | DESCRIPTION | MATERIAL | MANUFACTURER |
| 6 | EMBEDDED PLATE FOR HINGE & LOCKING BAR | G60 GALV | KOLPAK |
| 7 | EMBEDDED PLATE FOR HANDLE | G60 GALV | KOLPAK |
| 8 | WALL PANEL TAPPING PLATE | G60 GALV | KOLPAK |
| 9 | DOOR PANEL FRP TRIM | FIBERGLASS | KOLPAK |
| 10 | WALL PANEL FRP TRIM | FIBERGLASS | KOLPAK |
| 11 | LOCK BAR ASSEMBLY INSTALLATION PLATE | G60 GALV | KOLPAK |

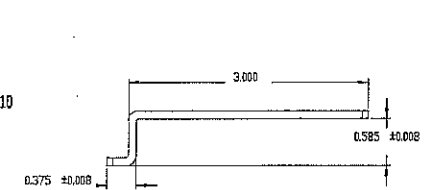


6 EMBEDDED PLATE FOR HINGE & LOCKING BAR
N.T.S.

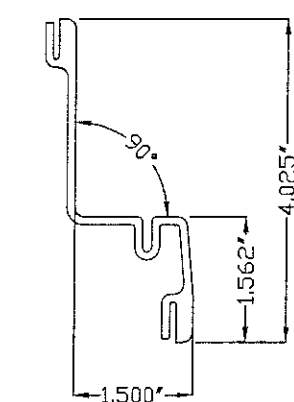
- NOTES**
1. ALL DIMENSIONS ARE IN INCHES.
 2. CORNERS AND FILLETS ARE 0.015" DR AS NOTED.
 3. ALL THICKNESSES TO BE 0.125" DR AS NOTED.
 4. REFER TO MANUFACTURER'S DRAWINGS FOR HANDLE MECHANISM.
 5. THE MATERIAL USED IS TO BE 2.5MM G60 GALVANIZED Q195 (~ASTM A653) OR Q235 (~ANSI 1009) STEEL EXCEPT FOR ITEMS 9 & 10 WHERE FIBERGLASS PULTRUSION IS USED.



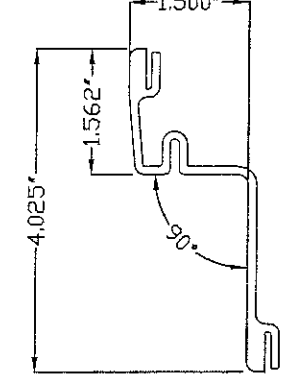
7 EMBEDDED PLATE FOR HANDLE
N.T.S.



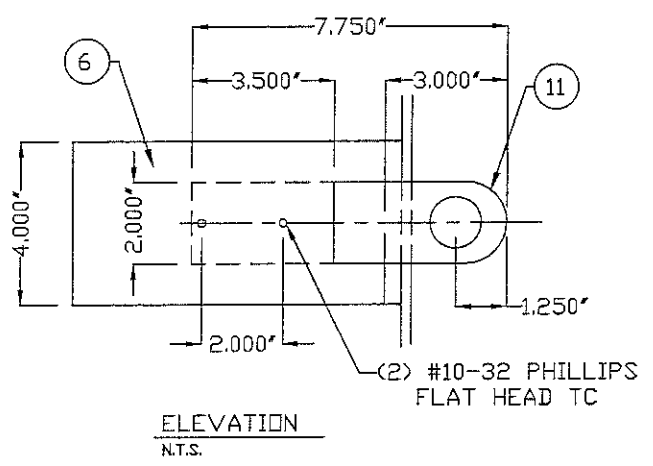
8 WALL PANEL TAPPING PLATE
N.T.S.



9 DOOR PANEL FRP TRIM
N.T.S.

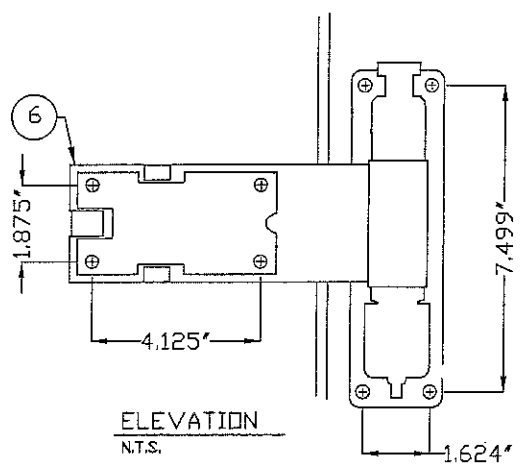


10 WALL PANEL FRP TRIM
N.T.S.



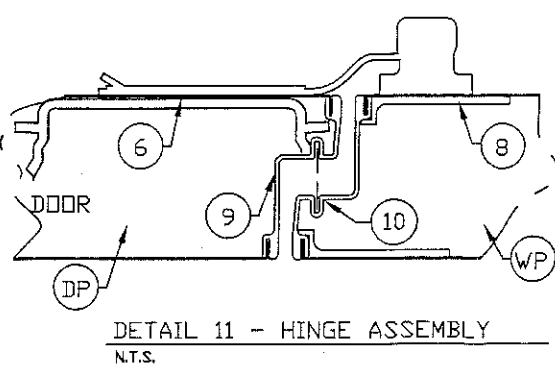
ELEVATION
N.T.S.

DETAIL 10 - LOCK BAR ASSEMBLY
N.T.S.




ELEVATION
N.T.S.

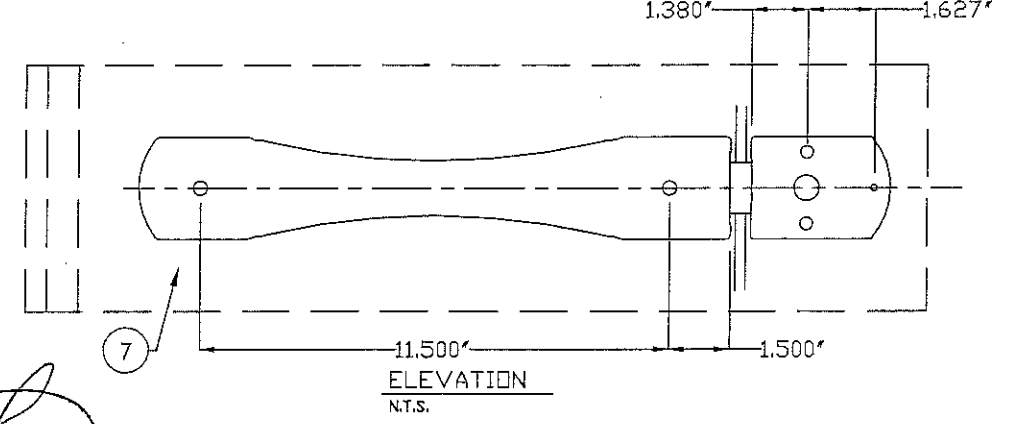
NOTE: HOLE LOCATIONS MAY VARY DEPENDING ON HINGE MODEL



DETAIL 11 - HINGE ASSEMBLY
N.T.S.

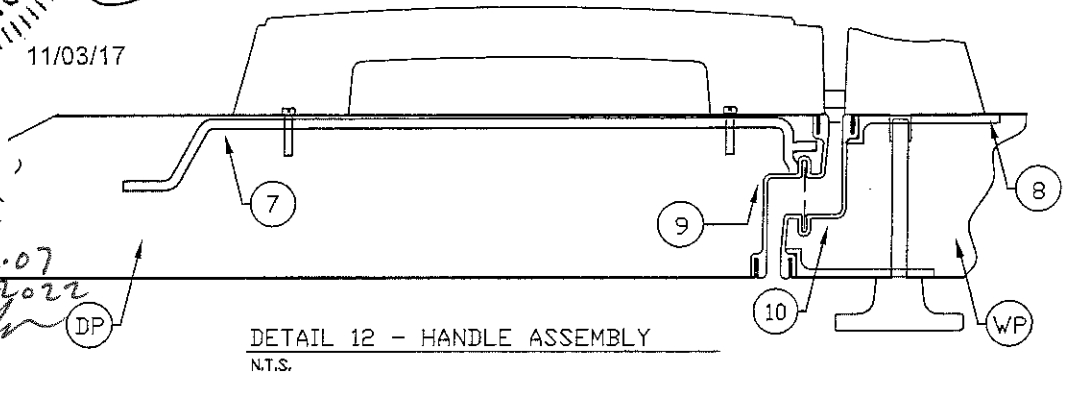


PRODUCT REVISED
as complying with the Florida
Building Code
Acceptance No. 17-1106.07
Expiration Date 05/31/2022
By *Heidi A. Miller*
Miami Door Product Control



ELEVATION
N.T.S.

NOTE: HOLE LOCATIONS MAY VARY DEPENDING ON LATCH MODEL



DETAIL 12 - HANDLE ASSEMBLY
N.T.S.

| SYM | REVISION | BY | DATE |
|-----|----------|----|------|
| | | | |
| | | | |
| | | | |

DRAWING NO. B211-317

2915 TENNESSEE AVENUE NORTH
P.O. BOX 550
PARSONS, TN. 38363
(731) 847-6361

| | |
|-----------------|---------------------------------|
| DRAWN: JTM | CUSTOMER: MANITOWOC FOODSERVICE |
| CHECKED: TGH | PROJECT: FLORIDA HVHZ 2017 |
| DATE: 11/2/2017 | SCALE: N.T.S. |
| SHEET: 6 | OF: 6 |