



DEPARTMENT OF REGULATORY AND ECONOMIC RESOURCES (RER)
BOARD AND CODE ADMINISTRATION DIVISION
NOTICE OF ACCEPTANCE (NOA)

MIAMI-DADE COUNTY
PRODUCT CONTROL SECTION
11805 SW 26 Street, Room 208
Miami, Florida 33175-2474
T (786)315-2590 F (786) 31525-99
www.miamidade.gov/economy

Fabral
3449 Hempland Rd.
Lancaster, PA. 17601

SCOPE:

This NOA is being issued under the applicable rules and regulations governing the use of construction materials. The documentation submitted has been reviewed and accepted by Miami-Dade County RER - Product Control Section to be used in Miami Dade County and other areas where allowed by the Authority Having Jurisdiction (AHJ).

This NOA shall not be valid after the expiration date stated below. The Miami-Dade County Product Control Section (In Miami Dade County) and/or the AHJ (in areas other than Miami Dade County) reserve the right to have this product or material tested for quality assurance purposes. If this product or material fails to perform in the accepted manner, the manufacturer will incur the expense of such testing and the AHJ may immediately revoke, modify, or suspend the use of such product or material within their jurisdiction. RER reserves the right to revoke this acceptance, if it is determined by Miami-Dade County Product Control Section that this product or material fails to meet the requirements of the applicable building code.

This product is approved as described herein, and has been designed to comply with the Florida Building Code including the High Velocity Hurricane Zone of the Florida Building Code.

DESCRIPTION: Stand 'N Seam Panel 24 Ga. Steel Roof Systems

LABELING: Each unit shall bear a permanent label with the manufacturer's name or logo, city, state and following statement: "Miami-Dade County Product Control Approved", unless otherwise noted herein.

RENEWAL of this NOA shall be considered after a renewal application has been filed and there has been no change in the applicable building code negatively affecting the performance of this product.

TERMINATION of this NOA will occur after the expiration date or if there has been a revision or change in the materials, use, and/or manufacture of the product or process. Misuse of this NOA as an endorsement of any product, for sales, advertising or any other purposes shall automatically terminate this NOA. Failure to comply with any section of this NOA shall be cause for termination and removal of NOA.

ADVERTISEMENT: The NOA number preceded by the words Miami-Dade County, Florida, and followed by the expiration date may be displayed in advertising literature. If any portion of the NOA is displayed, then it shall be done in its entirety.

INSPECTION: A copy of this entire NOA shall be provided to the user by the manufacturer or its distributors and shall be available for inspection at the job site at the request of the Building Official.

This NOA consists of pages 1 through 6.

The submitted documentation was reviewed by Hamley Pacheco, P.E.



NOA No.: 17-1107.03
Expiration Date: 05/23/24
Approval Date: 05/23/19
Page 1 of 6

ROOFING SYSTEM APPROVAL:

Category: Roofing
Sub-Category: Metal, Panels (Non-Structural)
Material: Steel
Deck Type: Steel, Insulated
Maximum Design Pressure -112.5 psf

TRADE NAMES OF PRODUCTS MANUFACTURED OR LABELED BY APPLICANT:

<u>Product</u>	<u>Dimensions</u>	<u>Test Specifications</u>	<u>Product Description</u>
Stand 'N Seam Panel	l = various w = 16" h = 2-1/2" Min. 24 ga. Yield Strength: min. 56ksi	TAS 110	Corrosion resistant, AZ50 galvalume steel preformed, standing seam, coated, pre-finished, metal panels.
Trim Pieces	l = varies w = varies min. 24 ga.	TAS 110	Standard flashing and trim pieces. Manufactured for each panel width.
Panel Clips	3/4" wide x 3/4" high x 3" long 18 ga.	TAS 114 Appendix E	Stainless Steel, or Corrosion resistant, galvanized formed, steel clips for metal panel installation.
Bearing Plate	Size = 6" x 6" Min. 24 ga.	TAS 125	Steel bearing plate.

MANUFACTURING LOCATION:

1. Jackson, GA

EVIDENCE SUBMITTED:

<u>Test Agency</u>	<u>Test Identifier</u>	<u>Test Name/Report</u>	<u>Date</u>
Architectural Testing Inc., an Intertek Company	H3721.03-109-18	TAS 125	2/2/18
Architectural Testing Inc., an Intertek Company	I2635.03-109-18	TAS 100	3/5/19
Valspar Corporation		ASTM G 154 ASTM B 117	4/15/14



NOA No.: 17-1107.03
Expiration Date: 05/23/24
Approval Date: 05/23/19
Page 2 of 6

APPROVED ASSEMBLIES:

System A:	Stand 'N' Seam Steel Roof Panel
Deck Type:	Steel, Insulated
Deck Description:	Metal roof deck 22 MSG Steel grade B. coated steel. Panel continuous over two or more spans without endlaps.
Slope Range:	2": 12" or greater
Maximum Uplift Pressure:	See Table A below

Deck Attachment: Minimum 22 gage steel deck shall be secured 12" o.c. to structural supports spaced a maximum of 5 ft o.c. with **one (1)** 1/4"-20 x 2-1/4" long Hex Head screws fastened at the bottom of each flute (6" o.c.). Deck side laps shall be fastened 12" o.c. with #12-14 x 1" Hex Head stitch screws.

Insulation: (Requires a bearing plate for clip attachment) 3/4" minimum up to a 4" maximum thickness of an approved rigid board insulation with current NOA having a minimum 25 psi compressive strength fastened with #12 self-drilling pan cake head screws of sufficient length to penetrate the deck through an approved 3" insulation plate. Fastening density shall be in compliance with applicable Building Code and Roofing Application Standard RAS 117.

Underlayment: Minimum underlayment shall be ASTM D 226 Type II installed with a minimum 4" side-laps and 6" end-laps. Underlayment shall be fastened with corrosion resistant fasteners spaced 6" o.c. at all laps and two staggered rows 12" o.c. in the field of the roll. Or, any Miami-Dade County Product Control Approved underlayment having a current NOA.

Fire Barrier Board: Any approved fire barrier having a current NOA. Refer to a current fire directory listing for fire ratings of this roofing system assembly as well as the location of the fire barrier within the assembly. See Limitation # 1.

Valleys: Valley construction shall be in compliance with Roofing Application Standard RAS 133 and with Fabral's current published installation instructions.

Metal Panels and Accessories: Install the "Stand 'N' Seam Aluminum Roof Panels" and accessories in compliance with Fabral's current, published installation instructions and details. Flashing, penetrations, valley construction and other details shall be constructed in compliance with the minimum requirements provided in Roofing Application Standards RAS 133.

Panels shall be installed with approved clips (3" long x 3/4" wide x 3/4" tall), attached to substrate with three corrosion resistant #12 self-drilling pan cake head screws of sufficient length to penetrate through the sheathing a minimum of 3/16", located 3" from each panel end and at a maximum spacing listed in **Table A** below.

All clips are to be installed over a bearing plate provided by Fabral.

Panels shall be seamed together, forming a 180° seam at the overlap. See Detail Drawings herein.



TABLE A MAXIMUM DESIGN PRESSURE		
	Field	Perimeter and Corner ¹
Maximum Design Pressure	-75 psf.	-112.5 psf.
Maximum Panel Clip Spacing	36" o.c.	9" o.c.
1. Extrapolation shall not be allowed		

SYSTEM LIMITATIONS:

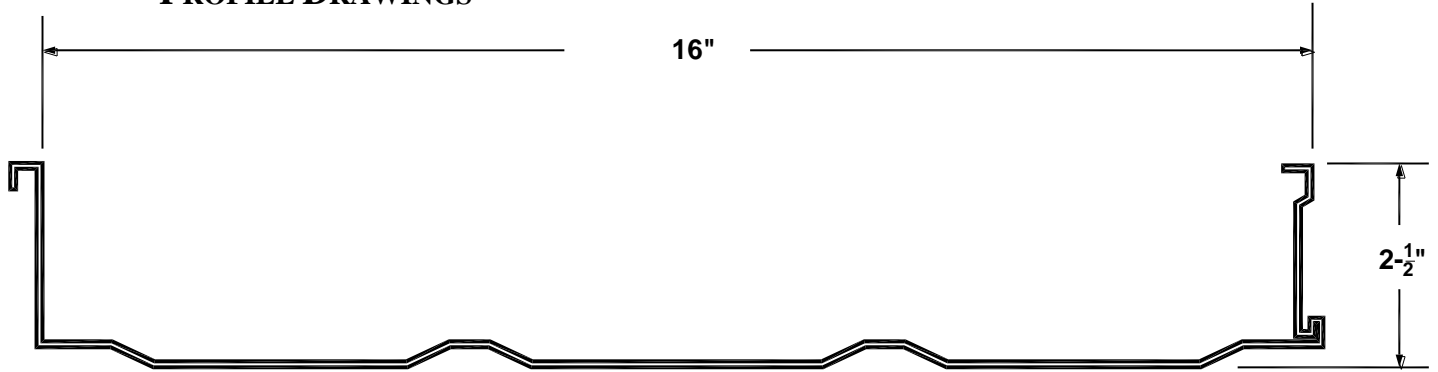
1. Fire classification is not part of this acceptance; refer to a current Approved Roofing Materials Directory for fire ratings of this product.
2. The maximum designed pressure listed herein shall be applicable to all roof pressure zones (i.e. field, perimeters, and corners). Neither rational analysis, nor extrapolation shall be permitted for enhanced fastening at enhanced pressure zones (i.e. perimeters, extended corners and corners).
3. Panels may be rolls formed in continuous lengths from eave to ridge. Maximum lengths shall be as described in Roofing Application Standard RAS 133.
4. All panels shall be permanently labeled with the manufacturer's name and/or logo, and the following statement: "Miami-Dade County Product Control Approved" **or** with the Miami-Dade County Product Control Seal as seen below. All clips shall be permanently labeled with the manufacturer's name and/or logo, and/or model.



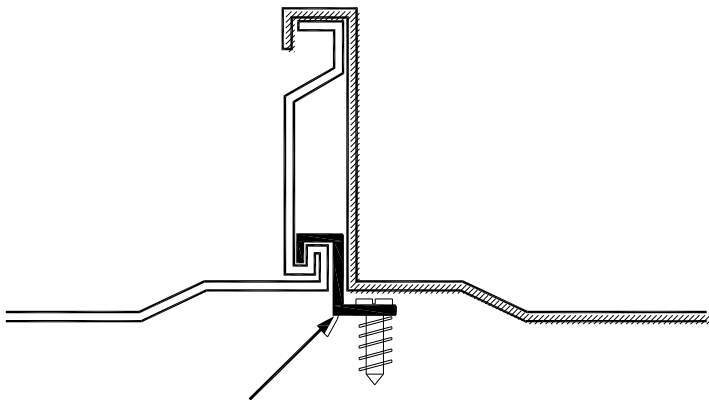
5. All products listed herein shall have a quality assurance audit in accordance with the Florida Building Code and Rule 9B-72 of the Florida Administrative Code.



PROFILE DRAWINGS

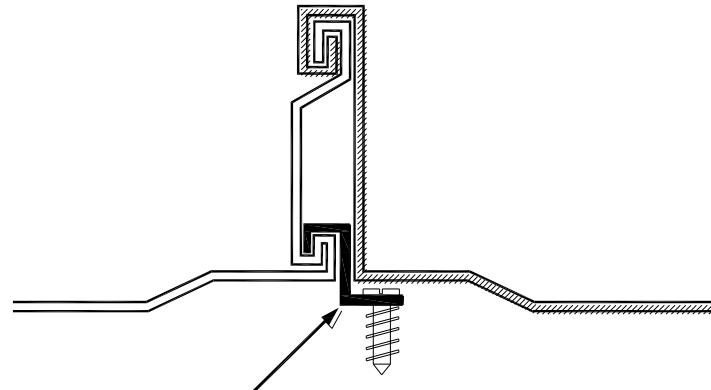


STAND 'N' SEAM STEEL PANEL



Panel Clip

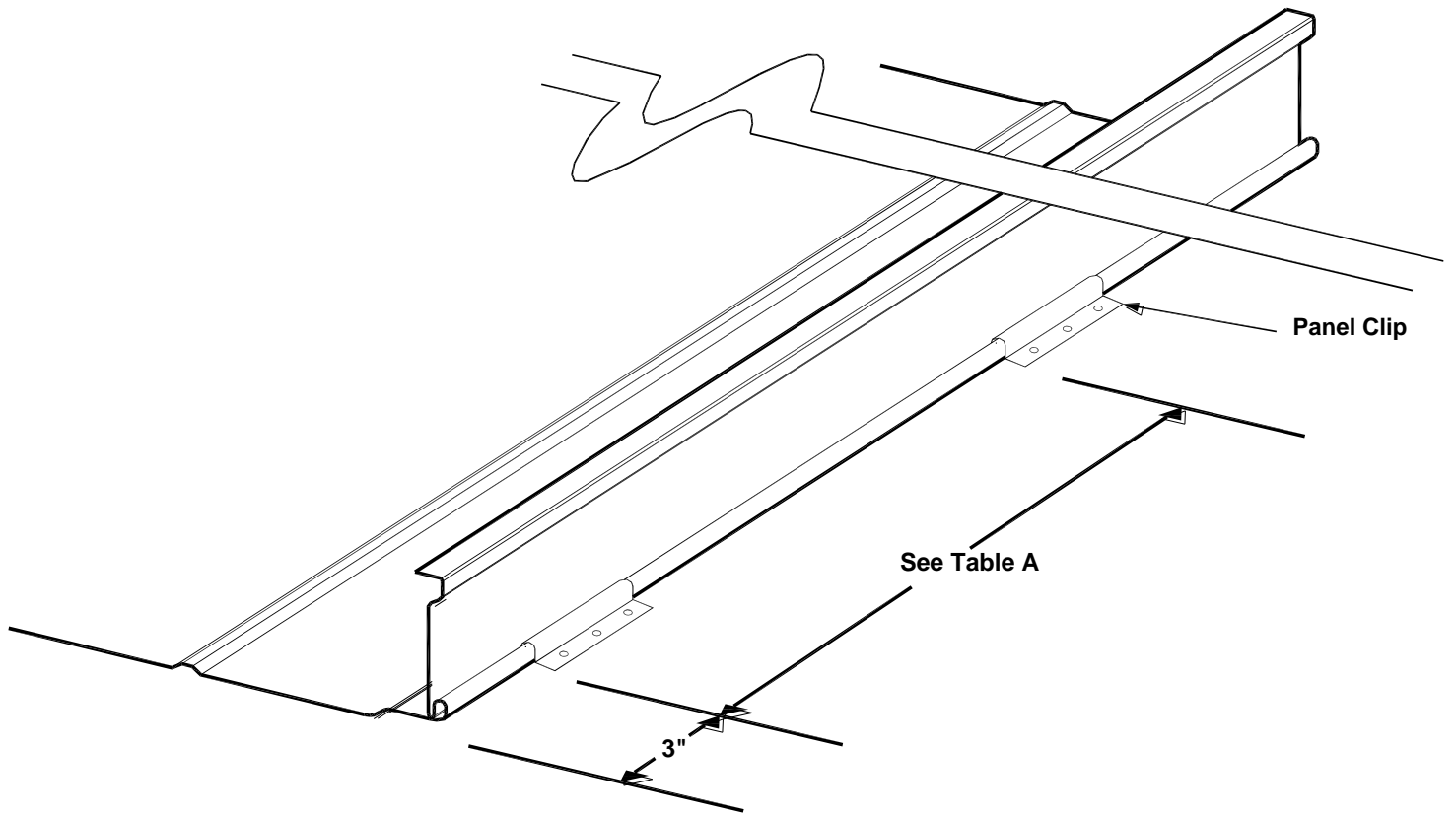
BEFORE SEAMING



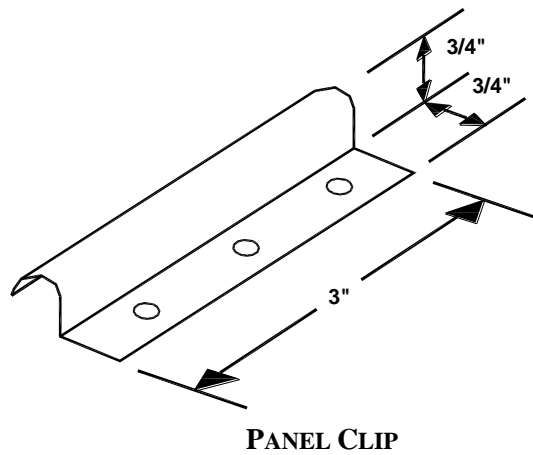
Panel Clip

AFTER SEAMING





CLIP SPACING DETAIL



END OF THIS ACCEPTANCE



NOA No.: 17-1107.03
Expiration Date: 05/23/24
Approval Date: 05/23/19
Page 6 of 6