



DEPARTMENT OF REGULATORY AND ECONOMIC RESOURCES (RER)
BOARD AND CODE ADMINISTRATION DIVISION

NOTICE OF ACCEPTANCE (NOA)

MIAMI-DADE COUNTY
PRODUCT CONTROL SECTION

11805 SW 26 Street, Room 208
Miami, Florida 33175-2474
T (786) 315-2590 F (786) 315-2599

www.miamidade.gov/economy

Mastic Home Exteriors, Inc.
2415 Campbell Road
Sidney, OH 45365

SCOPE:

This NOA is being issued under the applicable rules and regulations governing the use of construction materials. The documentation submitted has been reviewed and accepted by Miami-Dade County RER-Product Control Section to be used in Miami Dade County and other areas where allowed by the Authority Having Jurisdiction (AHJ).

This NOA shall not be valid after the expiration date stated below. The Miami-Dade County Product Control Section (In Miami Dade County) and/or the AHJ (in areas other than Miami Dade County) reserve the right to have this product or material tested for quality assurance purposes. If this product or material fails to perform in the accepted manner, the manufacturer will incur the expense of such testing and the AHJ may immediately revoke, modify, or suspend the use of such product or material within their jurisdiction. RER reserves the right to revoke this acceptance, if it is determined by Miami-Dade County Product Control Section that this product or material fails to meet the requirements of the applicable building code.

This product is approved as described herein, and has been designed to comply with the Florida Building Code, including the High Velocity Hurricane Zone.

DESCRIPTION: Mastic Vinyl Siding and Vented Soffit

APPROVAL DOCUMENT: Drawing No. **SK-85-1**, titled "Installation Design Drawing for Vinyl Siding/Soffit", sheets 1 through 3 of 3, dated 05/14/2008, with revision 3 dated 02/20/2018, prepared by the manufacturer, signed and sealed by Allen N. Reeves, P.E. on 06/14/2018, bearing the Miami-Dade County Product Control revision stamp with the Notice of Acceptance number and expiration date by the Miami-Dade County Product Control Section.

MISSILE IMPACT RATING: Large and Small Missile Impact Resistant

LABELING: Each piece shall bear a permanent label marked at not more than 4' o.c. with the manufacturer's name or logo, Stuarts Draft, VA, and following statement: "Miami-Dade County Product Control Approved" and per FBC 1709.10 on Soffits.

RENEWAL of this NOA shall be considered after a renewal application has been filed and there has been no change in the applicable building code negatively affecting the performance of this product.

TERMINATION of this NOA will occur after the expiration date or if there has been a revision or change in the materials, use, and/or manufacture of the product or process. Misuse of this NOA as an endorsement of any product, for sales, advertising or any other purposes shall automatically terminate this NOA. Failure to comply with any section of this NOA shall be cause for termination and removal of NOA.

ADVERTISEMENT: The NOA number preceded by the words Miami-Dade County, Florida, and followed by the expiration date may be displayed in advertising literature. If any portion of the NOA is displayed, then it shall be done in its entirety.

INSPECTION: A copy of this entire NOA shall be provided to the user by the manufacturer or its distributors and shall be available for inspection at the job site at the request of the Building Official.

This NOA **renews and revises** NOA #17-0228.05 and consists of this page 1 and evidence pages E-1, E-2 and E-3 as well as approval document mentioned above.

The submitted documentation was reviewed by **Carlos M. Utrera, P.E.**



Handwritten signature and date: 06/29/2018

NOA No. 18-0402.02
Expiration Date: April 25, 2022
Approval Date: July 5, 2018
Page 1

NOTICE OF ACCEPTANCE: EVIDENCE SUBMITTED

1. Evidence submitted under previous NOA's

A. DRAWINGS "Submitted under NOA #12-0224.02"

1. Drawing No. **SK-85-1**, titled "Installation Design Drawing for Vinyl Siding/Soffit", sheets 1 through 3 of 3, dated 05/14/2008, with last revision dated 08/23/2012, prepared by the manufacturer, signed and sealed by Allen N. Reeves, P.E.

B. TESTS "Submitted under NOA # 08-0429.11"

1. Test reports on 1) Uniform Static Air Pressure Test, Loading per FBC TAS 202-94
2) Cyclic Wind Pressure Loading per FBC, TAS 203-94
along with marked-up drawings of Brentwood Double 5-BW50 Vinyl Siding, prepared by Architectural Testing, Inc., Test Report No. **81374.01-109-18**, dated 04/14/2008, signed and sealed by Michael D. Stremmel, P.E.
2. Test reports on 1) Uniform Static Air Pressure Test, Loading per FBC TAS 202-94
2) Cyclic Wind Pressure Loading per FBC, TAS 203-94
along with marked-up drawings of Carvedwood II Double 5-CW250 Vinyl Siding, prepared by Architectural Testing, Inc., Test Report No. **81377.01-109-18**, dated 04/14/2008, signed and sealed by Michael D. Stremmel, P.E.
3. Test reports on 1) Uniform Static Air Pressure Test, Loading per FBC TAS 202-94
2) Cyclic Wind Pressure Loading per FBC, TAS 203-94
along with marked-up drawings of Quest Double 5-QT50 Vinyl Siding, prepared by Architectural Testing, Inc., Test Report No. **81378.01-109-18**, dated 04/14/2008, signed and sealed by Michael D. Stremmel, P.E.
4. Test reports on 1) Uniform Static Air Pressure Test, Loading per FBC TAS 202-94
2) Cyclic Wind Pressure Loading per FBC, TAS 203-94
along with marked-up drawings of Structure Double 6 SRD61EPS Vinyl Foam Backed Siding, prepared by Architectural Testing, Inc., Test Report No. **81379.01-109-18**, dated 04/14/2008, signed and sealed by Michael D. Stremmel, P.E.
5. Test reports on 1) Uniform Static Air Pressure Test, Loading per FBC TAS 202-94
2) Cyclic Wind Pressure Loading per FBC, TAS 203-94
along with marked-up drawings of Pro Tech Plus Triple 4 Vinyl Soffit, prepared by Architectural Testing, Inc., Test Report No. **81380.01-109-18**, dated 04/14/2008, signed and sealed by Michael D. Stremmel, P.E.
6. Test report on Accelerated Weathering and Tensile Strength per ASTM G155 and ASTM D638 of Various Vinyl Siding Materials, prepared by Architectural Testing, Inc., Test Report No. **50437.02-106-18**, dated 03/25/2008, signed and sealed by Joseph A. Reed, P.E.



06/28/2018

Carlos M. Utrera, P.E.
Product Control Examiner
NOA No. 18-0402.02
Expiration Date: April 25, 2022
Approval Date: July 5, 2018

NOTICE OF ACCEPTANCE: EVIDENCE SUBMITTED

C. CALCULATIONS “Submitted under NOA # 08-0429.11”

1. Installation analyses of Vinyl Siding and Soffits, complying with FBC 2004, 2006 Supplement and 2007, prepared by H.R. Engineering, Inc., dated 05/19/2008, signed and sealed by Allen N. Reeves, P.E.

D. QUALITY ASSURANCE

1. Miami-Dade Department of Regulatory and Economic Resources (RER)

E. MATERIAL CERTIFICATIONS

1. None.

F. STATEMENTS

1. Statement letter of code conformance to 5th edition (2014) FBC issued by H.R. Engineering, Inc., dated 04/12/2017, signed and sealed by Allen N. Reeves, P.E.
2. Testing contract letter issued by Intertek/ATI, dated 04/13/2017, signed by Vicki L. McElwain.

“Submitted under NOA #12-0224.02”
3. Certificate of amendment and incorporation dated 12/01/2012 and 12/02/2012 respectively.

“Submitted under NOA # 08-0429.11”
4. Statement letter of no financial interest issued by H.R. Engineering, Inc., dated 05/19/2008, signed and sealed by Allen N. Reeves, P.E.



Carlos M. Utrera, P.E.
Product Control Examiner
NOA No. 18-0402.02
Expiration Date: April 25, 2022
Approval Date: July 5, 2018

NOTICE OF ACCEPTANCE: EVIDENCE SUBMITTED

2. New evidence submitted

A. DRAWINGS

1. Drawing No. **SK-85-1**, titled "Installation Design Drawing for Vinyl Siding/Soffit", sheets 1 through 3 of 3, dated 05/14/2008, with revision 3 dated 02/20/2018, prepared by the manufacturer, signed and sealed by Allen N. Reeves, P.E. on 06/14/2018.

B. TESTS

1. Test reports on Wind Driven Rain Resistance Test per FBC, TAS 100(A)-95 along of Ventura Vinyl Soffit, prepared by Intertek/ATI, Test Report No. **G8989.01-109-18**, dated 02/14/2018, signed and sealed by Joseph A. Reed, P.E.

C. CALCULATIONS

1. Installation analyses of vinyl siding and soffits prepared by H.R. Engineering, Inc., dated 02/19/2018 and 02/20/2018 respectively, signed and sealed by Allen N. Reeves, P.E.

D. QUALITY ASSURANCE

1. Miami-Dade Department of Regulatory and Economic Resources (RER)

E. MATERIAL CERTIFICATIONS

2. None.

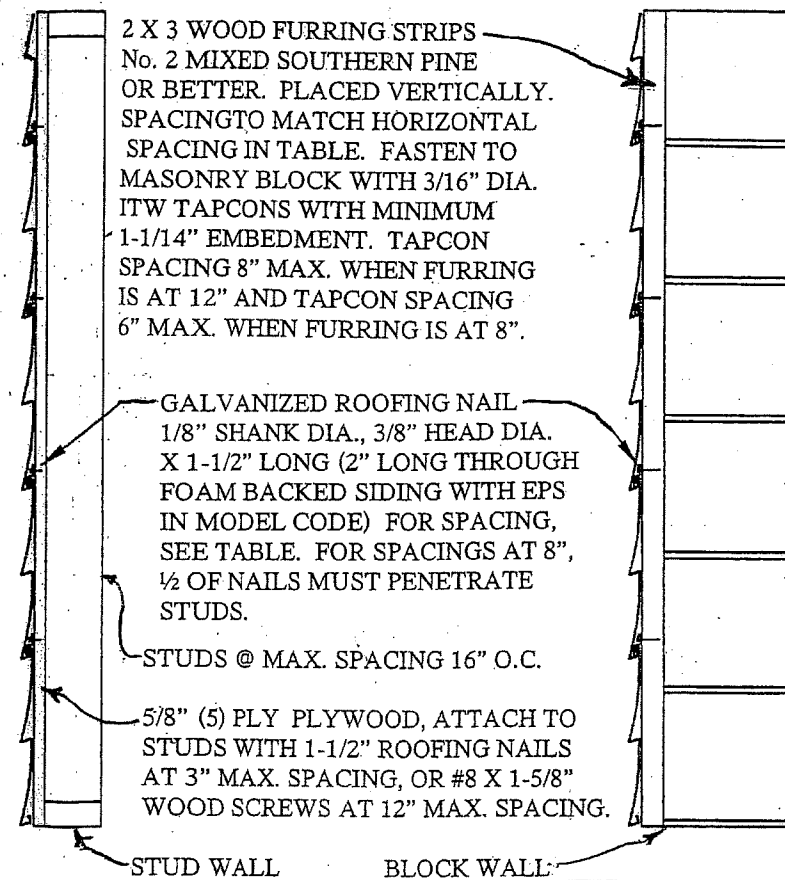
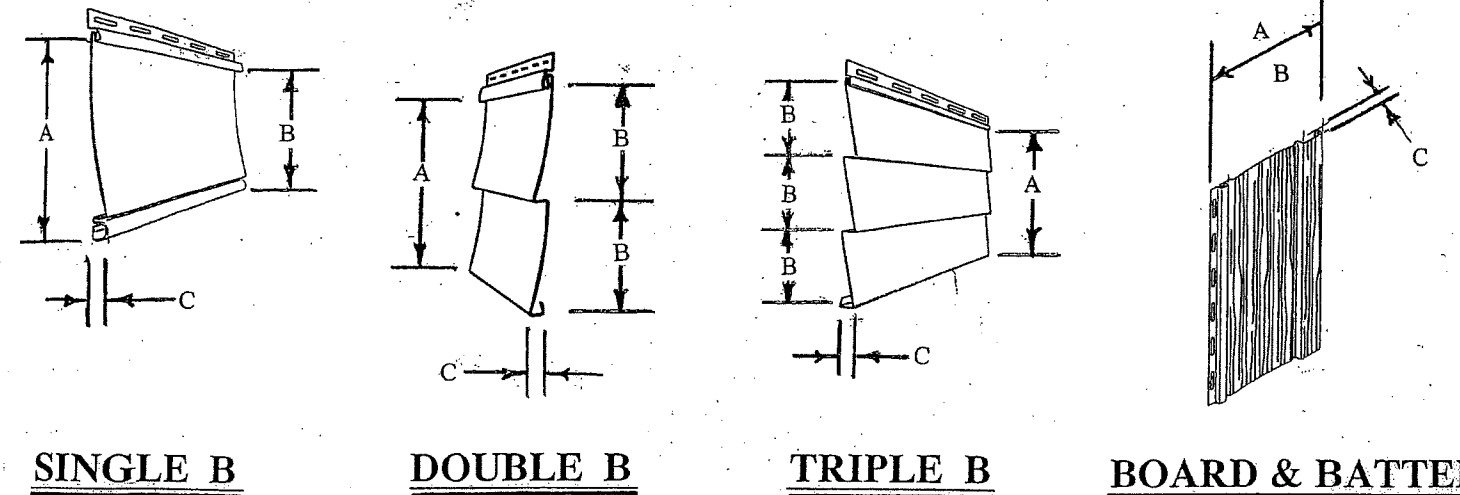
F. STATEMENTS

1. Statement letter of code conformance to 6th edition (2017) FBC issued by H.R. Engineering, Inc., dated 02/23/2018, signed and sealed by Allen N. Reeves, P.E.
2. Statement letter of no financial interest issued by H.R. Engineering, Inc., dated 02/23/2018, signed and sealed by Allen N. Reeves, P.E.




Carlos M. Utrera, P.E.
Product Control Examiner
NOA No. 18-0402.02
Expiration Date: April 25, 2022
Approval Date: July 5, 2018

APPROVED MODELS	CONFIGURATION	EXPOSURE INCHES "A"	B	C	NAIL SPACING	THICKNESS ±.003	DESIGN PRESSURE (PSF)
EC40	Double 4"	8	4	1/2	8"h x 8"v	0.040"	-119.5
MC40	Double 4"	8	4	1/2	8"h x 8"v	0.040"	-119.5
OV40	Double 4"	8	4	1/2	8"h x 8"v	0.042"	-119.5
L44T	Double 4"	8	4	1/2	8"h x 8"v	0.048"	-119.5
WGV40	Double 4"	8	4	1/2	8"h x 8"v	0.048"	-119.5
CW240	D 4" folded hem	8	4	5/8	12"h x 8"v	0.044"	-75.0
QT40	D 4" double hem	8	4	3/4	12"h x 8"v	0.046"	-75.0
MCD40	Double 4" DL	8	4	1/2	8"h x 8"v	0.040"	-119.5
ECD45	Double 4 1/2" DL	9	4.5	1/2	8"h x 9"v	0.040"	-106.2
OVD45	Double 4 1/2" DL	9	4.5	1/2	8"h x 9"v	0.042"	-106.2
QTD45	D4.5"DL double hem	9	4.5	3/4	12"h x 9"v	0.046"	-66.7
CW2D45	D4.5"DL folded hem	9	4.5	5/8	12"h x 9"v	0.044"	-66.7
EC50	Double 5"	10	5	1/2	8"h x 10"v	0.040"	-95.6
MC50	Double 5"	10	5	1/2	8"h x 10"v	0.040"	-95.6
OV50	Double 5"	10	5	1/2	8"h x 10"v	0.042"	-95.6
L55T	Double 5"	10	5	5/8	8"h x 10"v	0.048"	-95.6
WGV50	Double 5"	10	5	5/8	8"h x 10"v	0.048"	-95.6
CW250	D 5" folded hem	10	5	5/8	12"hx10"v	0.044"	-60.0
QT50	D 5" double hem	10	5	3/4	12"hx10"v	0.046"	-60.0
MCD50	Double 5" DL	10	5	1/2	8"h x 10"v	0.040"	-95.6
LD55T	Double 5" DL	10	5	5/8	8"h x 10"v	0.048"	-95.6
DWGV50	Double 5" DL	10	5	5/8	8"h x 10"v	0.048"	-95.6
WGV3266	Triple 2 2/3"	8	2.6	1/2	8"h x 8"v	0.048"	-119.5
OVB65	Single 6 1/2"	6 1/2	6.5	1/2	8"h x 6.5"v	0.042"	-147.1
CB65	Single 6 1/2"	6 1/2	6.5	1/2	8"h x 6.5"v	0.044"	-147.1
WGV80	Single 8"	8	8	3/4	8"h x 8"v	0.048"	-119.5
BB70	Board & Batten	7	7	1/2	7"h x 8"v	0.048"	-119.5
SRD41EPS	Double 4"	8	4	3/4	8"h x 8"v	1 1/4"	-138.8
SRD451EPS	Double 4 1/2" DL	9	4.5	3/4	8"h x 9"v	1 1/4"	-123.3
SRD61EPS	Double 6"	12	6	3/4	8"h x 12"v	1 1/4"	-92.5
SRS71EPS	Single 7"	7	7	3/4	8"h x 7"v	1 1/4"	-158.6
CW230S	Triple 3"	9	3	5/8	8"h x 9"v	0.044"	-106.2
CW240S	Double 4"	8	4	3/4	8"h x 8"v	0.044"	-119.5
CW80S	Single 8"	8	8	3/4	8"h x 8"v	0.048"	-119.5
OV 30S	Triple 3"	9	3	5/8	8"h x 9"v	0.042"	-106.2
MCD45	Double 4.5" DL	9	4.5	1/2	8"h x 9"v	0.040"	-106.2
MC30	Triple 3"	9	3	1/2	8"h x 9"v	0.040"	-106.2



General Notes

- ALCOA VINYL & SOFFIT PRODUCTS ARE MFG. FROM A FORMULATED PVC COMPOUND MEETING OR EXCEEDING THE REQUIREMENTS OF ASTM D 3679 STANDARDS FOR PVC SIDING AND COMPOUNDS.
- WALLS AND SOFFIT TO RECEIVE VINYL SIDING / SOFFIT SHALL BE CHECKED FOR STRUCTURAL ADEQUACY, CRACKS AND DEFECTS THAT SHALL BE ELIMINATED.
- WALLS SHALL BE WATER PROOFED WITH ASPHALT SATURATED FELT OF NOT LESS THAN 15# /100 SQ. FT. AS DESCRIBED IN SECTION 1404 OF THE FLORIDA BUILDING CODE.
- WALLS & SOFFIT WHERE THE SIDING / SOFFIT ARE TO BE INSTALLED SHALL BE DESIGNED BY A REGISTERED ARCHITECT OR ENGINEER ACCORDING TO THE FLORIDA BUILDING CODE AND THE MINIMUM REQUIREMENTS OF THIS DRAWING.
- INSTALLATION OF THE SIDING / SOFFIT AND ACCESSORY PRODUCTS SHALL BE DONE IN ACCORDANCE WITH THE MFG. INSTRUCTIONS AND THE APPLICABLE SECTION OF THE FLORIDA BUILDING CODE.



Allen N. Reeves
19 JUNE 2018

PRODUCT REVISED
as complying with the Florida
Building Code
NOA-No. **18-0402.02**
Expiration Date **04/25/2022**
By *[Signature]*
Miami-Dade Product Control

WALL SECTIONS

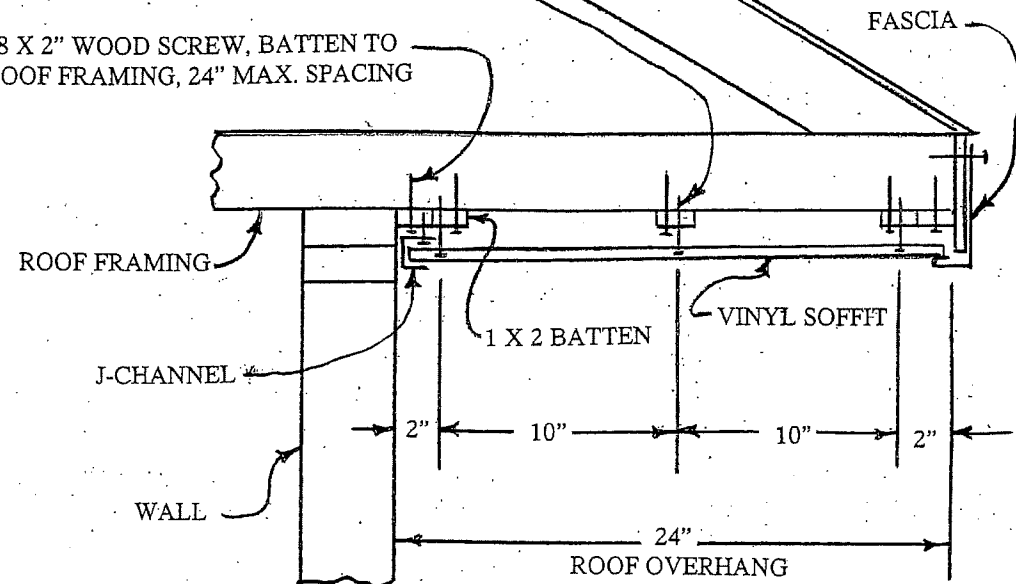
ALLEN N. REEVES, P.E. STRUCTURAL ENGINEER
FLORIDA LICENSE NO: 19354

PLYGEM/MASTIC SIDING GROUP
2615 CAMPBELL ROAD
SIDNEY, OH 45365
(937)498-6720

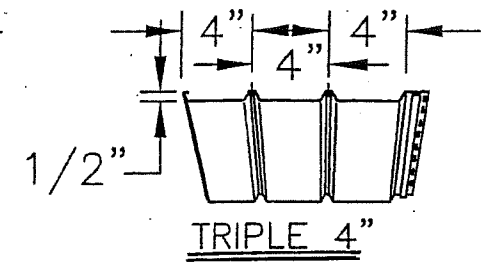
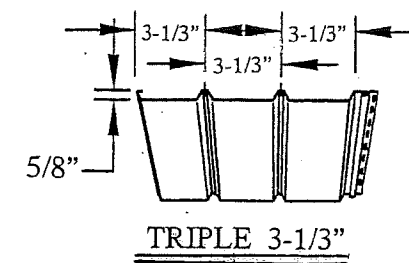
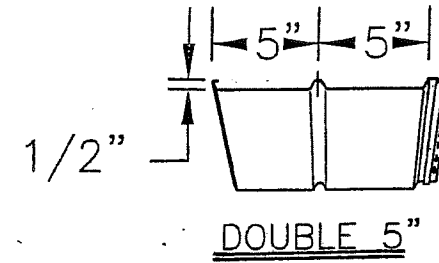
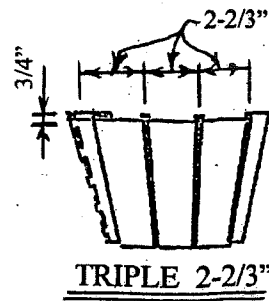
No.	Revisions	Date	SCALE: VARIES	PART:	DATE: 5/14/08	SHEET 1 OF 3
3	Updated Vinyl Siding Table on Sheet 1	2/20/18		INSTALLATION DESIGN DRAWING FOR VINYL SIDING		SK-85-1
2	Updated Vinyl Siding Table on Sheet 1.	3/3/17				
1	Added Net Free Area to table on Sheet 2. Added Sheet 3 to include perforation patterns.	8/23/12				
				DRAWN BY: ANR		

GALVANIZED ROOFING NAIL
1/8" SHANK DIA., 3/8" HEAD DIA., X
1-1/2" LONG, THROUGH NAIL HEM
HOLES AND BATTEN AT INTERLOCKS

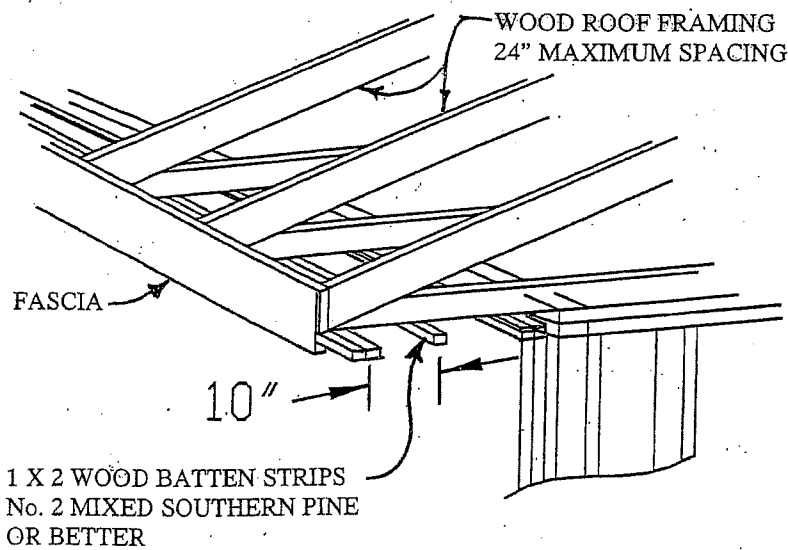
#8 X 2" WOOD SCREW, BATTEN TO
ROOF FRAMING, 24" MAX. SPACING



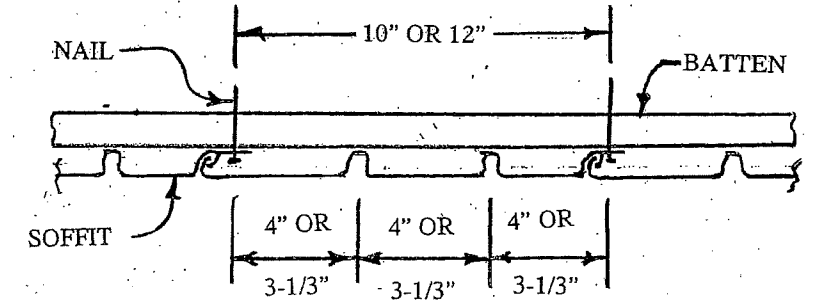
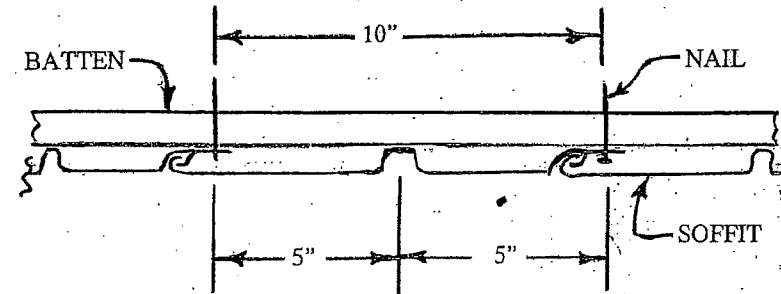
EAVE CROSS SECTION



APPROVED MODELS	CONFIGURATION	EXPOSURE INCHES	THICKNESS ±.003	DESIGN PRESSURE (PSF)	NET FREE AREA IN ² /FT ²
PTS12N	Triple 4"	12	0.040"	+60.0 /-50.0	0
PTS12V	Triple 4"	12	0.040"	+60.0 /-50.0	5.87
PTS12CV	Triple 4"	12	0.040"	+60.0 /-50.0	1.96
HVS10N	Triple 3-1/3"	10	0.044"	±60.0	0
HVS10V	Triple 3-1/3"	10	0.044"	±60.0	9.19
TRMS10N	Double 5"	10	0.042"	±60.0	0
TRMS10V	Double 5"	10	0.042"	±60.0	7.53
PSS10N	Double 5"	10	0.042"	±60.0	0
PSS10V	Double 5"	10	0.042"	±60.0	7.53
PTS10N	Double 5"	10	0.042"	±60.0	0
PTS10V	Double 5"	10	0.042"	±60.0	7.53
PBS80N	Triple 2-2/3"	8	0.040"	±60.0	0
PBS80V	Triple 2-2/3"	8	0.040"	±60.0	1.54




EAVE FRAMING ISOMETRIC VIEW



EAVE LONGITUDINAL SECTIONS

PRODUCT REVISED
as complying with the Florida
Building Code
NOA-No. **18-0402.02**
Expiration Date **04/25/2022**
By *[Signature]*
Miami-Dade Product Control



ALLEN N. REEVES, P.E. STRUCTURAL ENGINEER
FLORIDA LICENSE NO. 19354

PLYGEM/MASTIC SIDING GROUP
2615 CAMPBELL ROAD
SIDNEY, OH 45365
(937) 498-6720

PART: **INSTALLATION DESIGN
DRAWING FOR VINYL SOFFIT**

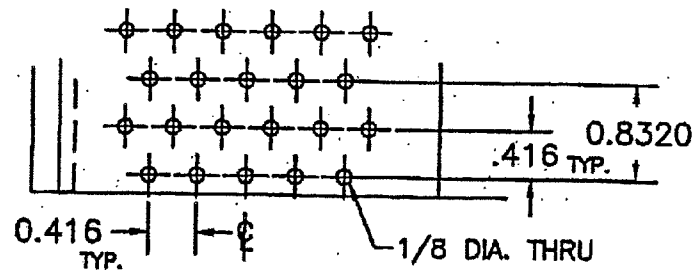
No.	Revisions	Date
4	Added 2-2/3" Isometric View on Sheet 2	6/8/18
3	Updated Vinyl Soffit Table on Sheet 2	5/25/18
2	Updated Vinyl Soffit Table on Sheet 2	2/21/18
1	Added Net Free Area to table on Sheet 2. Added Sheet 3 to include perforation patterns.	8/23/12

DRAWN BY: ANR DATE: 5/14/08

SCALE: VARIES

SHEET 2 OF 3

SK-85-1



477 HOLES /FOOT
5724 HOLES /PANEL
5.87 OPEN AIR /FOOT
70.44 OPEN AIR /PANEL

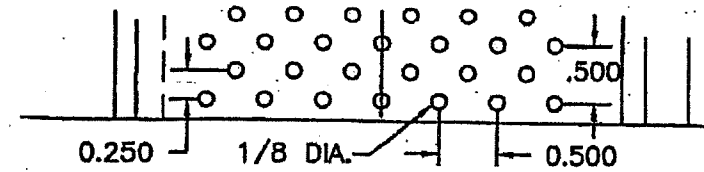
PTS-12V

159 HOLES /FOOT
1908 HOLES /PANEL
1.96 OPEN AIR /FOOT
23.47 OPEN AIR /PANEL

PTS-12CV
(CENTER ONLY)

TRIPLE 4"

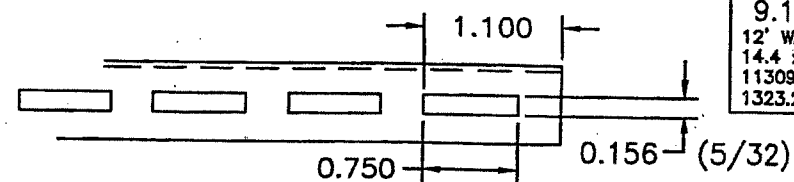
PTS12V, PTS12CV



612 HOLES /FOOT (2 SECTIONS)
.0123 X 612 = 7.53 OPEN AIR /FT.
PRO-SELECT PSS10V

DOUBLE 5"

TRMS10V, PSS10V, PTS10V



9.189 N.F.A./SQ. FT.
12' WALL / 10" = 14.4 PANELS
14.4 x 785.4 SLOTS = 11309.76
11309.76 SLOTS x .117 = 1323.24
1323.24 / 144 = 9.189 N.F.A.


144" LONG PANEL
144 / 1.10 = 130.9 HOLES/SIDE
(6) SIDES X 130.9 = 785.4 TOTAL HOLES

AREA .156 X .75 = .117
785.4 X .117 = 91.9 OPEN AIR PER PANEL
91.9 / 12 = 7.66 OPEN AIR PER LINEAR FT.

TRIPLE 3-1/3"

HVS10V

PRODUCT REVISED
as complying with the Florida
Building Code
NOA-No. 18-0402.02
Expiration Date 04/25/2022
By [Signature]
Miami-Dade Product Control



Allen N. Reeves
17 JUNE 2018

ALLEN N. REEVES, P.E. STRUCTURAL ENGINEER
FLORIDA LICENSE NO. 19354

PLYGEM/MASTIC SIDING GROUP
2615 CAMPBELL ROAD
SIDNEY, OH 45365
(937)498-6720

PART: INSTALLATION DESIGN
'DRAWING FOR VINYL SOFFIT

1	Added Sheet 3 to Drawing Set	2/21/18	DRAWN BY: RLH	DATE: 8/23/12
No.	Revisions	Date	SCALE:	
				SHEET 3 OF 3 SK-85-1