



DEPARTMENT OF REGULATORY AND ECONOMIC RESOURCES (RER)
BOARD AND CODE ADMINISTRATION DIVISION

MIAMI-DADE COUNTY
PRODUCT CONTROL SECTION
11805 SW 26 Street, Room 208
Miami, Florida 33175-2474
T (786) 315-2590 F (786) 315-2599
www.miamidade.gov/economy

NOTICE OF ACCEPTANCE (NOA)

Ross Roof Group USA, Inc. dba Tiltcor North America
P.O. Box 5125
Galt, CA 95633

SCOPE:

This NOA is being issued under the applicable rules and regulations governing the use of construction materials. The documentation submitted has been reviewed and accepted by Miami-Dade County RER - Product Control Section to be used in Miami-Dade County and other areas where allowed by the Authority Having Jurisdiction (AHJ).

This NOA shall not be valid after the expiration date stated below. The Miami-Dade County Product Control Section (in Miami-Dade County) and/or the AHJ (in areas other than Miami-Dade County) reserve the right to have this product or material tested for quality assurance purposes. If this product or material fails to perform in the accepted manner, the manufacturer will incur the expense of such testing and the AHJ may immediately revoke, modify, or suspend the use of such product or material within their jurisdiction. RER reserves the right to revoke this acceptance, if it is determined by Miami-Dade County Product Control Section that this product or material fails to meet the requirements of the applicable building code.

This product is approved as described herein, and has been designed to comply with the Florida Building Code including the High Velocity Hurricane Zone of the Florida Building Code.

DESCRIPTION: Antica, Bond, Classic, Craftsman Shake, Royal and Tudor Stone Coated Tile.

LABELING: Each unit shall bear a permanent label with the manufacturer's name or logo, city, state and following statement: "Miami-Dade County Product Control Approved", unless otherwise noted herein.

RENEWAL of this NOA shall be considered after a renewal application has been filed and there has been no change in the applicable building code negatively affecting the performance of this product.

TERMINATION of this NOA will occur after the expiration date or if there has been a revision or change in the materials, use, and/or manufacture of the product or process. Misuse of this NOA as an endorsement of any product, for sales, advertising or any other purposes shall automatically terminate this NOA. Failure to comply with any section of this NOA shall be cause for termination and removal of NOA.

ADVERTISEMENT: The NOA number preceded by the words Miami-Dade County, Florida, and followed by the expiration date may be displayed in advertising literature. If any portion of the NOA is displayed, then it shall be done in its entirety.

INSPECTION: A copy of this entire NOA shall be provided to the user by the manufacturer or its distributors and shall be available for inspection at the job site at the request of the Building Official.

This NOA revises NOA# 16-0208.09 and consists of pages 1 through 11.
The submitted documentation was reviewed by Alex Tigera.



NOA No.: 18-0509.21
Expiration Date: 08/25/21
Approval Date: 06/14/18
Page 1 of 11

ROOFING SYSTEM APPROVAL:

Category: Roofing
Sub-Category: Non-Structural Metal Roofing
Material: Steel
Deck Type: Wood
Maximum Design Pressure (MDP): *See Assembly Systems Reference Table*

TRADE NAMES OF PRODUCTS MANUFACTURED OR LABELED BY APPLICANT:

Product	Dimensions	Test Specifications	Product Description
Antica	Length: 50.8" Width: 17.0" Thickness: 26 GA, min 0.021" Min. Yield Strength: 41 KSI	TAS 100	Stone Coated Metal Panels
Bond	Length: 52.2" Width: 16.7" Thickness: 26 GA, min 0.021" Min. Yield Strength: 41 KSI	TAS 100	Stone Coated Metal Panels
Classic	Length: 52.2" Width: 16.5" Thickness: 26 GA, min. 0.021" Min. Yield Strength: 41 KSI	TAS 100	Stone Coated Metal Panels
Craftsman Shake	Length: 52.6" Width: 16.2" Thickness: 26 GA, min. 0.021" Min. Yield Strength: 41 KSI	TAS 100	Stone Coated Metal Panels
Royal	Length: 52.6" Width: 16.5" Thickness: 26 GA, min. 0.021" Min. Yield Strength: 41 KSI	TAS 100	Stone Coated Metal Panels
Tudor	Length: 52.6" Width: 16.5" Thickness: 26 GA, min. 0.021" Min. Yield Strength: 41 KSI	TAS 100	Stone Coated Metal Panels
Trim Pieces	Width = Varies Length = Varies Thickness = 0.021" min.	TAS 100	Standard flashing and trim pieces

MANUFACTURING LOCATION:

1. Auckland, New Zealand



NOA No.: 18-0509.21
Expiration Date: 08/25/21
Approval Date: 06/14/18
Page 2 of 11

EVIDENCE SUBMITTED:

Test Agency	Test Identifier	Test Name /Report	Date
PRI Construction Materials Technologies	TLCR-007-02-01	ASTM G 155	08/12/16
	TLCR-008-02-01	ASTM B 117	11/11/15
	TLCR-009-02-01	TAS 125	09/08/15
	TLCR-002-02-01	TAS 125	09/08/15
	TLCR-005-02-01	TAS 100	03/06/15
	TLCR-005-02-01	TAS 100	09/08/15
	TLCR-010-02-01	TAS 125	09/08/15
UL	UL SR 2909286.748415	ANSI/UL 790	06/11/15



System A:	Antica, Bond, Classic, Craftsman Shake, Royal and Tudor Stone Coated Tile (installed on wood battens)
Deck Type:	Wood, Non-insulated.
Deck Description:	New Construction ¹⁹ / ₃₂ " or greater plywood or wood plank, or Re-roof ¹⁵ / ₃₂ " or greater plywood or wood plank.
Slope Range:	3:12 or greater
Maximum Uplift Pressure:	See Fastening Options Below
Deck Attachment:	In accordance with applicable Building Code, but in no case shall it be less than 8d annular ring shank nails spaced 6" o.c. In reroofing, where the deck is less than ¹⁹ / ₃₂ " thick (minimum ¹⁵ / ₃₂ "), the above attachment method must be in addition to existing attachment.
Underlayment:	Minimum underlayment shall be an ASTM D 226 Type II installed with a minimum 4" side-lap and 6" end-laps. Underlayment shall be fastened with corrosion resistant tin-caps and 12 gauge 1 1/4" annular ring shank nails, spaced 6" o.c. at all laps and two staggered rows 12" o.c. in the field of the roll or any Miami-Dade County Product Control Approved underlayment having a current NOA.
Fire Barrier Board:	Any approved fire barrier having a current NOA. Refer to a current fire directory listing for fire ratings of this roofing system assembly as well as the location of the fire barrier within the assembly. <u>See Limitation #1.</u>
Battens Field Condition:	Install 2 x 2 wood battens over underlayment, running perpendicular to roof slope, under each head lap at approximately 14-1/2" o.c. with one (1) #9 x 3 1/4" torx, bugle head corrosion resistant wood screws installed 24" o.c. into joist intersections.
Battens Perimeter and Corner Condition:	Install 2 x 2 wood battens over underlayment, running perpendicular to roof slope, under each head lap at approximately 14-1/2" o.c. with two (2) #9 x 3 1/4" torx, bugle head corrosion resistant wood screws installed 24" o.c. into joist intersections.
Valleys:	Full width Miami-Dade Approved self-adhered ASTM D1970 underlayment shall be applied as a valley liner. Valley construction shall be in compliance with Roofing Application Standard RAS 133 and with Tilcor North America current published installation instructions.



Metal Panels and Accessories:

Install the Tilcor North America panels and accessories in compliance with the current installation instructions published by Tilcor North America Flashings, penetrations, valley construction and other details shall be constructed in compliance with the minimum requirements provided in Roofing Application Standard RAS 133.

Field Condition:

Panels shall be fastened to battens with a minimum four (4) corrosion resistant 8d (0.131 x 2 ½") ring shank nails per panel. Fasteners are located into the panel nose through the head lap of the preceding course and into batten; fasteners are placed 1" from panel ends and 17" o.c. in between. Panels are installed with a 14-1/2" exposure and adjacent panel overlap.

Maximum Design Pressure for Field Condition:

-71.25 PSF (See General Limitation #2)

Perimeter and Corner Condition:

Panels shall be fastened to battens with a minimum seven (7) corrosion resistant 8d (0.131 x 2 ½") ring shank nails per panel. Fasteners are located into the panel nose through the head lap of the preceding course and into batten; fasteners are placed 1" from panel ends and 8-1/2" o.c. in between. Panels are installed with a 14-1/2" exposure and adjacent panel overlap. See **Details** herein.

Maximum Design Pressure for Perimeter And Corner Condition:

-135 PSF (See General Limitation #2)



System B:	Antica, Bond, Classic, Craftsman Shake, Royal and Tudor Stone Coated Tile (Stitched Screw Fastened)
Deck Type:	Wood, Non-insulated.
Deck Description:	New Construction ¹⁹ / ₃₂ " or greater plywood or wood plank, or Re-roof ¹⁵ / ₃₂ " or greater plywood or wood plank.
Slope Range:	3:12 or greater
Maximum Uplift Pressure:	See Fastening Options Below
Deck Attachment:	In accordance with applicable Building Code, but in no case shall it be less than 8d annular ring shank nails spaced 6" o.c. In reroofing, where the deck is less than ¹⁹ / ₃₂ " thick (minimum ¹⁵ / ₃₂ "), the above attachment method must be in addition to existing attachment.
Underlayment:	Minimum underlayment shall be an ASTM D 226 Type II installed with a minimum 4" side-lap and 6" end-laps. Underlayment shall be fastened with corrosion resistant tin-caps and 12 gauge 1 ¼" annular ring shank nails, spaced 6" o.c. at all laps and two staggered rows 12" o.c. in the field of the roll or any Miami-Dade County Product Control Approved underlayment having a current NOA.
Fire Barrier Board:	Any approved fire barrier having a current NOA. Refer to a current fire directory listing for fire ratings of this roofing system assembly as well as the location of the fire barrier within the assembly. <u>See Limitation #1.</u>
Valleys:	Full width Miami-Dade Approved self-adhered ASTM D1970 underlayment shall be applied as a valley liner. Valley construction shall be in compliance with Roofing Application Standard RAS 133 and with Tilcor North America current published installation instructions.
Metal Panels and Accessories:	Install the Tilcor North America panels and accessories in compliance with the current installation instructions published by Tilcor North America Flashings, penetrations, valley construction and other details shall be constructed in compliance with the minimum requirements provided in Roofing Application Standard RAS 133.
Field Condition:	<u>Deck Attachment</u> shall be with a minimum four (4) corrosion resistant #12-8 x 1 1/4" hex washer head screws per panel, fasteners installed in the head lap area at factory-cut tabs; fasteners are spaced 4" from panel ends and 15" o.c. in between. <u>Stitch Attachment</u> shall be with a minimum four (4) corrosion resistant #9-16 x 1 1/2" hex washer head screws per panel, fasteners installed in the nose of tile approximately 1" from panel ends and 17" o.c. in between. Panels are installed with a 14-1/2" exposure and adjacent panel overlap.
MDP for Field Condition:	-63.75 PSF (<u>See General Limitation #2</u>)
Perimeter and Corner Condition:	<u>Deck Attachment</u> shall be with a minimum seven (7) corrosion resistant #12-8 x 1 1/4" hex washer head screws per panel, fasteners installed in the head lap area at factory-cut tabs; fasteners are spaced 4" from panel ends and 7.5" o.c. in between. <u>Stitch Attachment</u> shall be with a minimum seven (7) corrosion resistant #9-16 x 1 1/2" hex washer head screws per panel, fasteners installed in the nose of tile approximately 1" from panel ends and 8-1/2" o.c. in between. Panels are installed with a 14-1/2" exposure and adjacent panel overlap.
MDP for Perimeter And Corner Condition:	-97.5 PSF (<u>See General Limitation #2</u>)



GENERAL LIMITATIONS:

1. Fire classification is not part of this acceptance; refer to a current Approved Roofing Materials Directory for fire ratings of this product.
2. The maximum designed pressure listed herein shall be applicable to all roof pressure zones (i.e. field, perimeters, and corners). Neither rational analysis, nor extrapolation shall be permitted for enhanced fastening at enhanced pressure zones (i.e. perimeters, extended corners and corners).
3. All panels shall be permanently labeled with the manufacturer’s name and/or logo, city and state of manufacturing facility, and the following statement: “Miami-Dade County Product Control Approved” **or** with the Miami-Dade County Product Control Seal as seen below. All clips (if applicable) shall be permanently labeled with the manufacturer’s name and/or logo, and/or model.

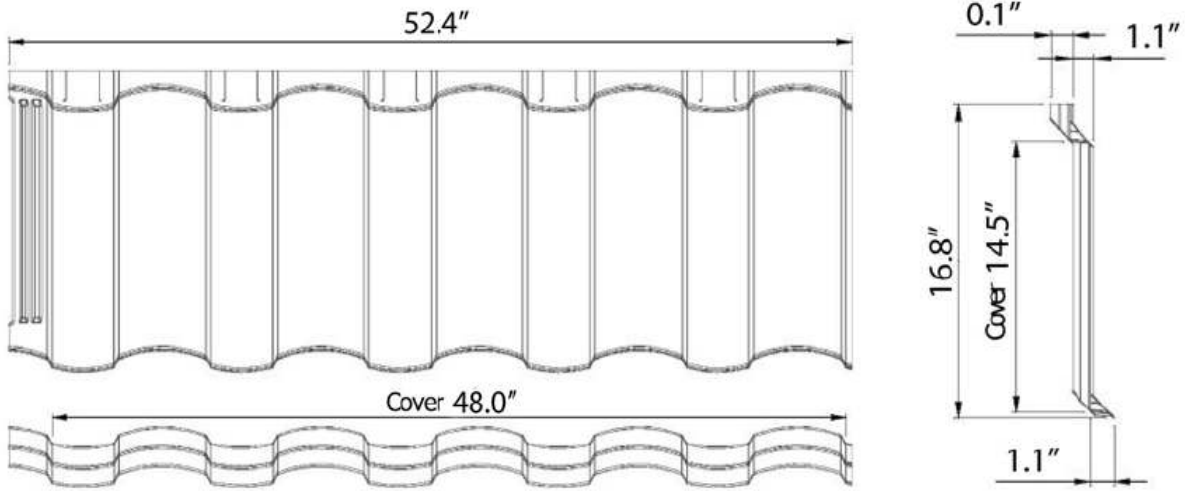


4. All products listed herein shall have a quality assurance audit in accordance with the Florida Building Code and Rule 61G20-3 of the Florida Administrative Code.
5. Any modifications to this Notice of Acceptance shall void such approval.

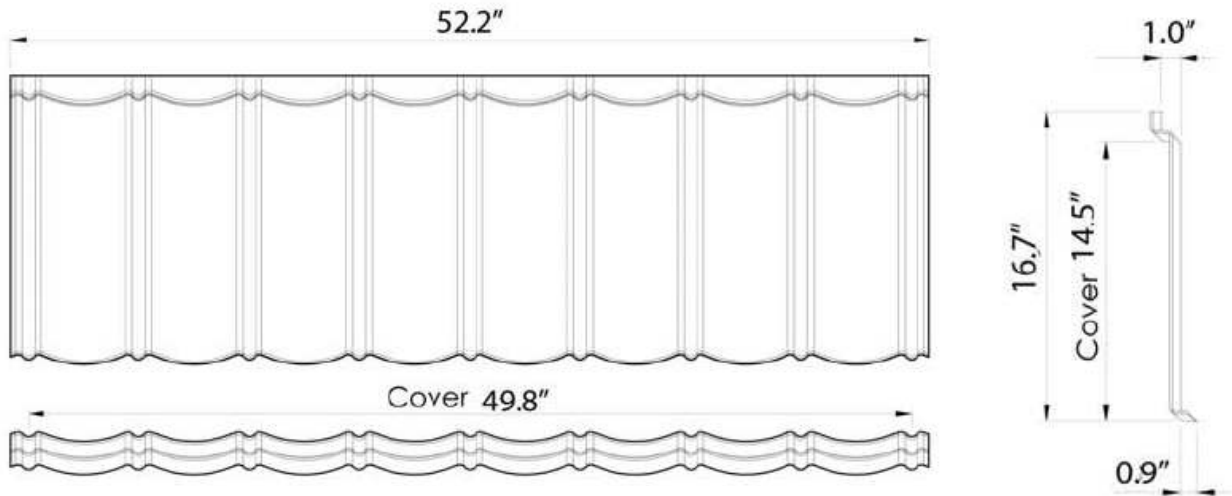


Details

Antica Tile

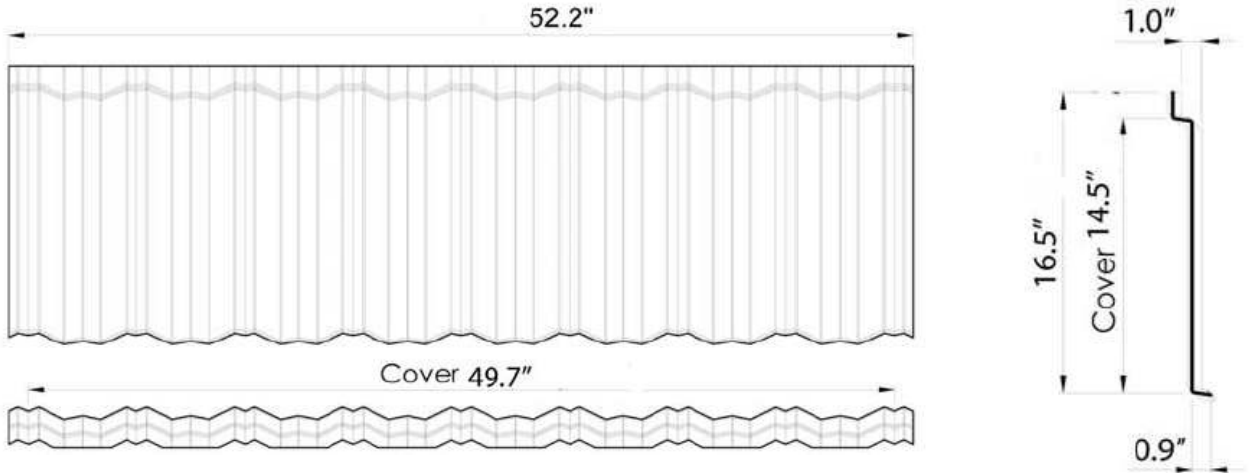


Bond Tile

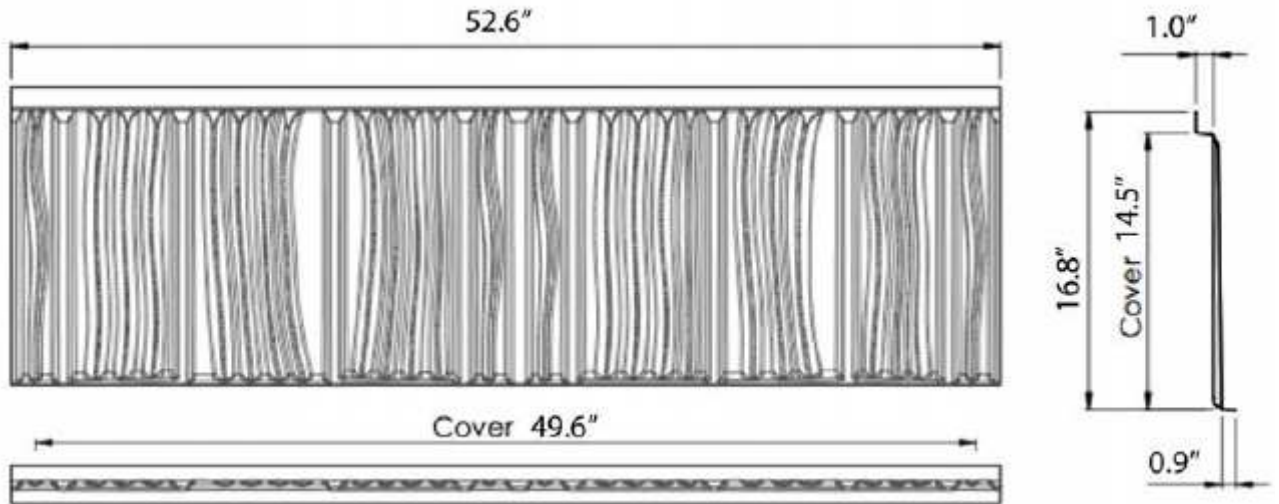


Details

Classic Tile

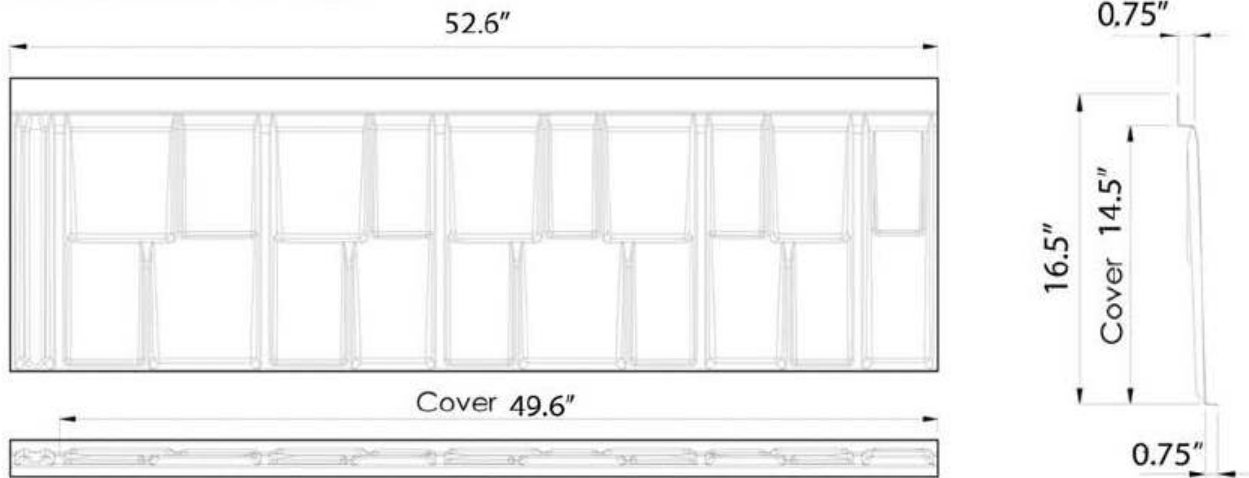


Craftsman Shake Tile

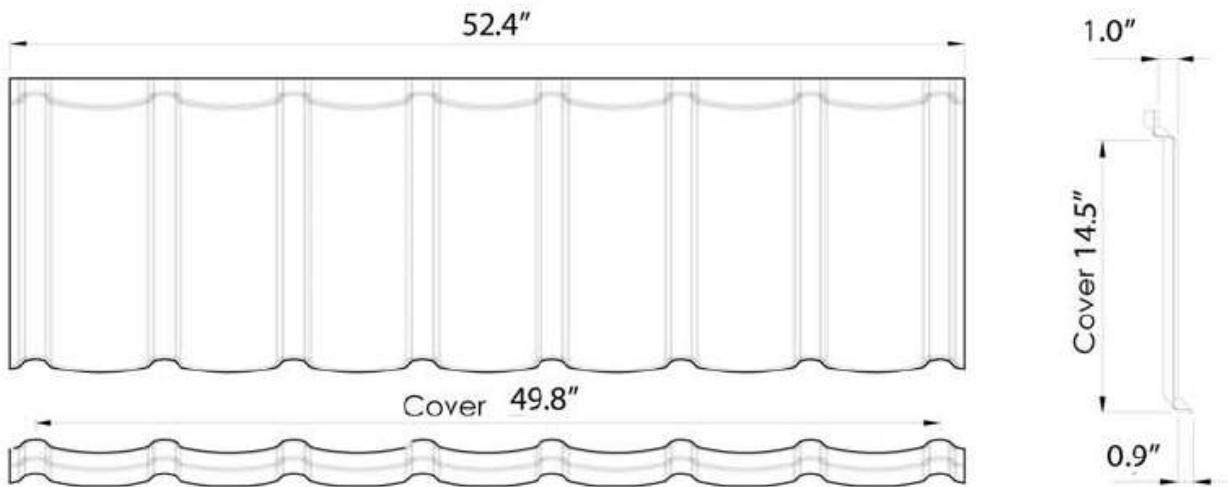


Details

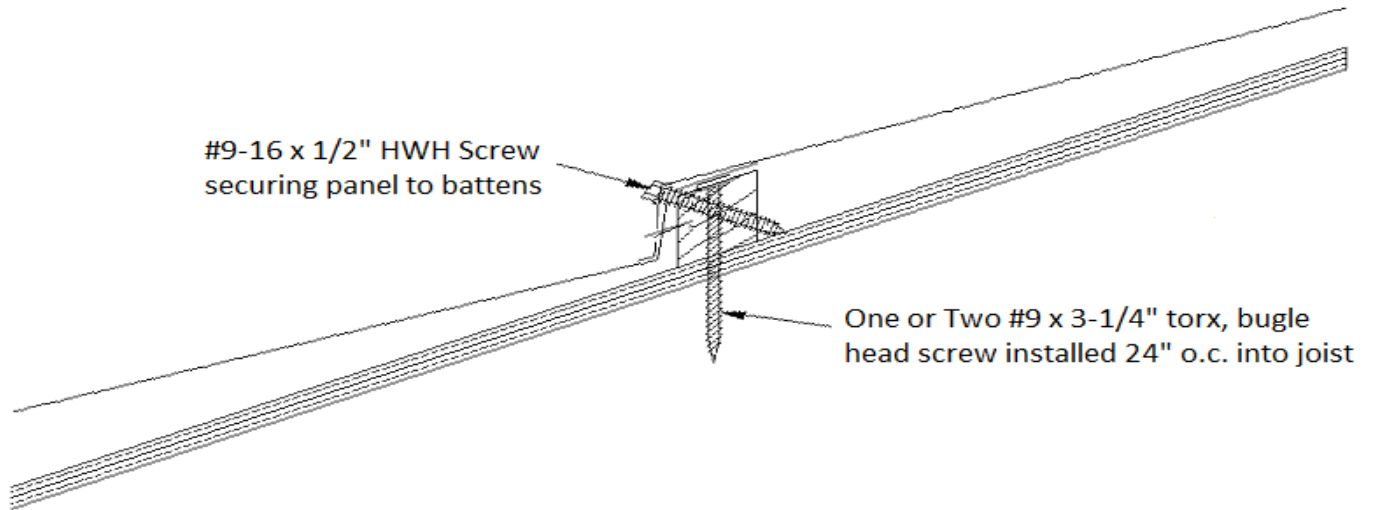
Royal Tile



Tudor Stone Tiles

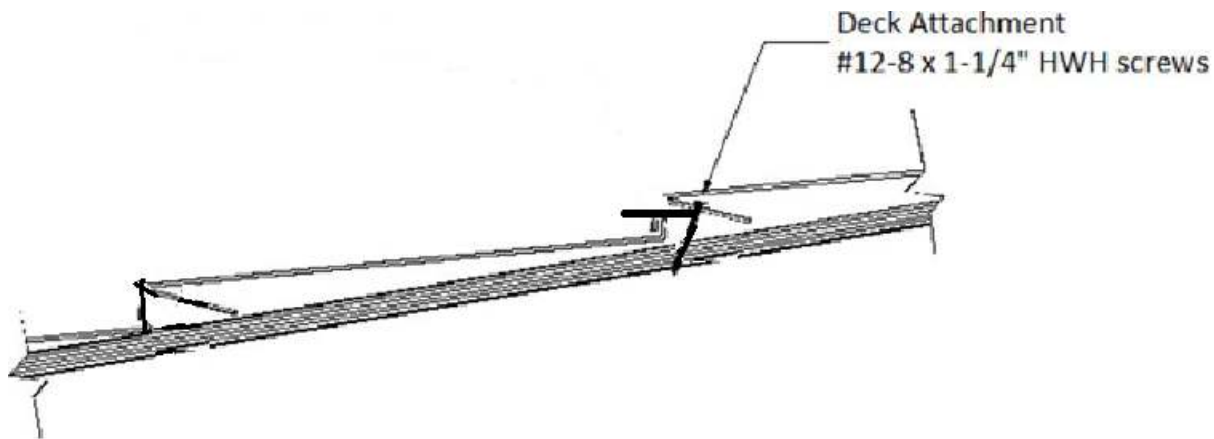


Fastening Details



Batten Detail

(Refer to Assembly A for fastener spacing/location)



Stitch Fastened Detail

(Refer to Assembly B for fastener spacing/location)

END OF THIS ACCEPTANCE

