



DEPARTMENT OF REGULATORY AND ECONOMIC RESOURCES (RER)
BOARD AND CODE ADMINISTRATION DIVISION

MIAMI-DADE COUNTY
PRODUCT CONTROL SECTION
11805 SW 26 Street, Room 208
Miami, Florida 33175-2474
T (786) 315-2590 F (786) 315-2599
www.miamidade.gov/economy

NOTICE OF ACCEPTANCE (NOA)

Tremco, Inc.
3735 Green Road
Beachwood, OH 44122

SCOPE:

This NOA is being issued under the applicable rules and regulations governing the use of construction materials. The documentation submitted has been reviewed and accepted by Miami-Dade County RER - Product Control Section to be used in Miami Dade County and other areas where allowed by the Authority Having Jurisdiction (AHJ).

This NOA shall not be valid after the expiration date stated below. The Miami-Dade County Product Control Section (In Miami Dade County) and/or the AHJ (in areas other than Miami Dade County) reserve the right to have this product or material tested for quality assurance purposes. If this product or material fails to perform in the accepted manner, the manufacturer will incur the expense of such testing and the AHJ may immediately revoke, modify, or suspend the use of such product or material within their jurisdiction. RER reserves the right to revoke this acceptance, if it is determined by Miami-Dade County Product Control Section that this product or material fails to meet the requirements of the applicable building code.

This product is approved as described herein, and has been designed to comply with the Florida Building Code including the High Velocity Hurricane Zone of the Florida Building Code.

DESCRIPTION: TremLock 5V Crimp


LABELING: Each unit shall bear a permanent label with the manufacturer's name or logo, city, state and following statement: "Miami-Dade County Product Control Approved", unless otherwise noted herein.

RENEWAL of this NOA shall be considered after a renewal application has been filed and there has been no change in the applicable building code negatively affecting the performance of this product.

TERMINATION of this NOA will occur after the expiration date or if there has been a revision or change in the materials, use, and/or manufacture of the product or process. Misuse of this NOA as an endorsement of any product, for sales, advertising or any other purposes shall automatically terminate this NOA. Failure to comply with any section of this NOA shall be cause for termination and removal of NOA.

ADVERTISEMENT: The NOA number preceded by the words Miami-Dade County, Florida, and followed by the expiration date may be displayed in advertising literature. If any portion of the NOA is displayed, then it shall be done in its entirety.

INSPECTION: A copy of this entire NOA shall be provided to the user by the manufacturer or its distributors and shall be available for inspection at the job site at the request of the Building Official.
This NOA consists of pages 1 through 7.

The submitted documentation was reviewed by **Freddy Semino** 



NOA No.: 18-0928.07
Expiration Date: 02/28/23
Approval Date: 11/15/18
Page 1 of 7

ROOFING SYSTEM APPROVAL:

Category: Roofing
Sub-Category: Non-Structural Metal Roofing
Material: Steel
Deck Type: Wood
Maximum Design Pressure -149.5 psf. (See General Limitation #1)

TRADE NAMES OF PRODUCTS MANUFACTURED OR LABELED BY APPLICANT:

<u>Product</u>	<u>Dimensions</u>	<u>Test Specifications</u>	<u>Product Description</u>
TremLock 5V Crimp	Length: varies Width: 26" (Coverage width : 24") Height: .43" Min. Thickness 26ga (0.018") Min. Yield Strength: 113ksi	TAS 125	Metal Roof panel coated with various approved coatings of Valspar.

MANUFACTURING LOCATION:

1. Ashburn, GA.

EVIDENCE SUBMITTED:

<u>Test Agency</u>	<u>Test Identifier</u>	<u>Test Name/Report</u>	<u>Date</u>
PRI Asphalt Technologies	VLS-004-02-01	ASTM G 26	02/22/13
	VLS-005-02-01	ASTM B 117	02/22/13
Farabaugh Engineering and Testing, Inc.	T181-07	TAS 125	08/30/07
	T245-07	TAS 100	08/30/07
	T111-18	TAS 125	02/08/18
	T282-17	TAS 100	11/28/17
Intertek	H8762.01-106-18 R0	ASTM E 8	01/24/18



NOA No.: 18-0928.07
Expiration Date: 02/28/23
Approval Date: 11/15/18
Page 2 of 7

APPROVED ASSEMBLIES:

System A:	TremLock 5V Crimp Metal Panel
Deck Type:	Wood, Non-insulated
Deck Description:	$\frac{19}{32}$ " or greater plywood or wood plank.
Slope Range:	2": 12" or greater
Maximum Uplift Pressure:	See Table A Below. (See General Limitation #1)

Deck Attachment: In accordance with applicable Building Code, but in no case shall it be less than 8d ring shank nails spaced 6" o.c. around the perimeter and 6" o.c. in the field. In reroofing, where the deck is less than $\frac{19}{32}$ " thick (Minimum $\frac{15}{32}$ ") The above attachment method must be in addition to existing attachment.

Underlayment: Minimum underlayment shall be a ASTM D 226 Type II installed with a minimum 4" side-laps and 6" end-laps. Underlayment shall be fastened with corrosion resistant tin-caps and $1\frac{1}{4}$ " annular ring-shank nails, spaced 6" o.c. at all laps and two staggered rows 12" o.c. in the field of the roll.

Valleys: Valley construction shall be in compliance with Roofing Application Standard RAS 133 and with Tremco, Inc.'s current published installation instructions.

Fire Barrier Board: Any approved fire barrier having a current NOA. Refer to a current fire directory listing for fire ratings of this roofing system assembly as well as the location of the fire barrier within the assembly. See Limitation # 1.

Metal Panels and Accessories: Install the "TremLock 5V Crimp" and accessories in compliance with Tremco, Inc.'s current published installation instructions and details. Flashing, penetrations, valley construction and other details shall be constructed in compliance with the minimum requirements provided in Roofing Application Standards RAS 133.

TremLock 5V Crimp Panels shall be fastened with a minimum of #9-15 A-Point corrosion resistant fasteners with sealing washer. Fasteners shall of sufficient length to penetrate through the sheathing a minimum of $\frac{3}{16}$ ". Fasteners shall be place in accordance with fastener detail herein as follows:

1. All fasteners are to be located next to the ribs as shown in **Detail A** herein.
2. All fasteners next to center rib, next to underlap rib, and next to overlap rib shall be spaced at a maximum distance listed in **Table A** below parallel to the roof slope. See **Detail A** herein.

TABLE A		
MAXIMUM DESIGN PRESSURES		
Roof Areas	Field	Perimeter and Corner¹
Maximum Design Pressures	-87.1 psf.	-149.5 psf.
Maximum Fastener Spacing	36" o.c.	12" o.c.

1. Extrapolation shall not be allowed



NOA No.: 18-0928.07
Expiration Date: 02/28/23
Approval Date: 11/15/18
Page 3 of 7

System B:	TremLock 5V Crimp Metal Panel
Deck Type:	Wood, Non-insulated
Deck Description:	$\frac{19}{32}$ " or greater plywood or wood plank.
Slope Range:	2": 12" or greater
Maximum Uplift Pressure:	See Table B Below. (See General Limitation #1)

Deck Attachment:	In accordance with applicable Building Code, but in no case shall it be less than 8d ring shank nails spaced 6"o.c. around the perimeter and 6"o.c. in the field. In reroofing, where the deck is less than $\frac{19}{32}$ " thick (Minimum $\frac{15}{32}$ ") The above attachment method must be in addition to existing attachment.
Underlayment:	Minimum underlayment shall be an ASTM D 226 Type II installed with a minimum 4" side-laps and 6" end-laps. Underlayment shall be fastened with corrosion resistant tin-caps and $1\frac{1}{4}$ " annular ring-shank nails, spaced 6"o.c. at all laps and two staggered rows 12"o.c. in the field of the roll.
Valleys:	Valley construction shall be in compliance with Roofing Application Standard RAS 133 and with Tremco, Inc.'s current published installation instructions.
Fire Barrier Board:	Any approved fire barrier having a current NOA. Refer to a current fire directory listing for fire ratings of this roofing system assembly as well as the location of the fire barrier within the assembly. See Limitation # 1.
Metal Panels and Accessories:	<p>Install the "TremLock 5V Crimp" and accessories in compliance with Tremco, Inc.'s current published installation instructions and details. Flashing, penetrations, valley construction and other details shall be constructed in compliance with the minimum requirements provided in Roofing Application Standards RAS 133.</p> <p>TremLock 5V Crimp Panels shall be fastened with a minimum of #9-15 A-Point corrosion resistant fasteners with sealing washer. Fasteners shall of sufficient length to penetrate through the sheathing a minimum of $\frac{3}{16}$". Fasteners shall be place in accordance with fastener detail herein as follows:</p> <ol style="list-style-type: none"> 1. All fasteners are to be located next to the ribs as shown in Detail B herein. 2. All fasteners next to center rib, next to underlap rib, and next to overlap rib shall be spaced at a maximum distance listed in Table B below parallel to the roof slope. See Detail B herein.

TABLE B		
MAXIMUM DESIGN PRESSURES		
Roof Areas	Field	Perimeter and Corner¹
Maximum Design Pressures	-67.25 psf.	-124 psf.
Maximum Fastener Spacing	24"o.c.	12"o.c.

1. Extrapolation shall not be allowed



NOA No.: 18-0928.07
Expiration Date: 02/28/23
Approval Date: 11/15/18
Page 4 of 7

LIMITATIONS

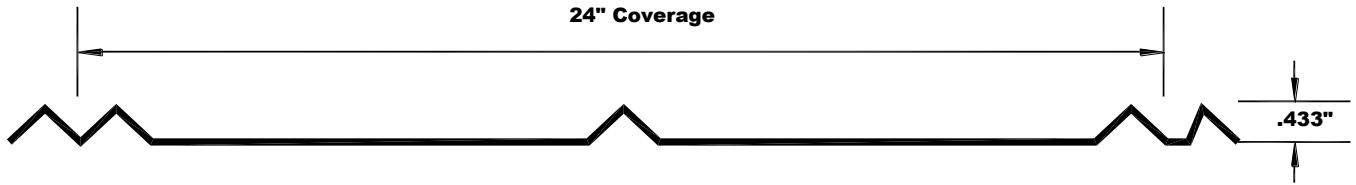
1. Fire classification is not part of this acceptance; refer to a current Approved Roofing Materials Directory for fire ratings of this product.
2. The maximum designed pressure listed herein shall be applicable to all roof pressure zones (i.e. field, perimeters, and corners). Neither rational analysis, nor extrapolation shall be permitted for enhanced fastening at enhanced pressure zones (i.e. perimeters, extended corners and corners).
3. Panels may be rolls formed in continuous lengths from eave to ridge. Maximum lengths shall be as described in Roofing Application Standard RAS 133
4. All panels shall be permanently labeled with the manufacturer's name and/or logo, and the following statement: "Miami-Dade County Product Control Approved" or with the Miami-Dade County Product Control Seal as seen below. All clips shall be permanently labeled with the manufacturer's name and/or logo, and/or model.



5. All products listed herein shall have a quality assurance audit in accordance with the Florida Building Code and Rule 61G20-3 of the Florida Administrative Code.



DETAIL DRAWINGS



TREMLOCK 5V CRIMP

DETAIL A

**Minimum #9-15 A-Point
screws. $\frac{3}{16}$ " Minimum
penetration through the
deck**

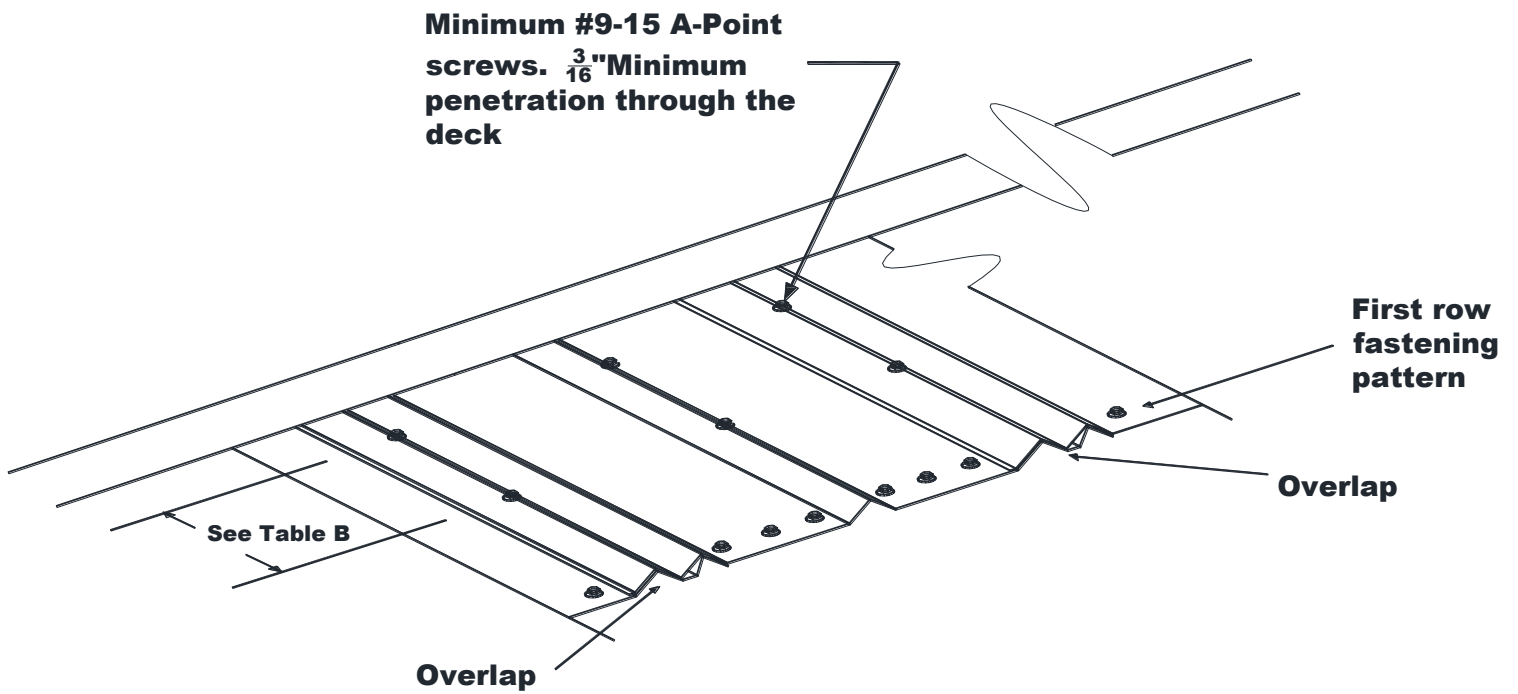
See Table A

**First row
fastening
pattern**

Overlap

Overlap

DETAIL B



END OF THIS ACCEPTANCE