



DEPARTMENT OF REGULATORY AND ECONOMIC RESOURCES (RER)
BOARD AND CODE ADMINISTRATION DIVISION

MIAMI-DADE COUNTY
PRODUCT CONTROL SECTION
11805 SW 26 Street, Room 208
Miami, Florida 33175-2474
T (786) 315-2590 F (786) 315-2599
www.miamidade.gov/economy

NOTICE OF ACCEPTANCE (NOA)

Boral Roofing LLC
7575 Irvine Center Dr. #100,
Irvine, California 92618

SCOPE:

This NOA is being issued under the applicable rules and regulations governing the use of construction materials. The documentation submitted has been reviewed and accepted by Miami-Dade County RER - Product Control Section to be used in Miami Dade County and other areas where allowed by the Authority Having Jurisdiction (AHJ).

This NOA shall not be valid after the expiration date stated below. The Miami-Dade County Product Control Section (In Miami Dade County) and/or the AHJ (in areas other than Miami Dade County) reserve the right to have this product or material tested for quality assurance purposes. If this product or material fails to perform in the accepted manner, the manufacturer will incur the expense of such testing and the AHJ may immediately revoke, modify, or suspend the use of such product or material within their jurisdiction. RER reserves the right to revoke this acceptance, if it is determined by Miami-Dade County Product Control Section that this product or material fails to meet the requirements of the applicable building code.

This product is approved as described herein, and has been designed to comply with the Florida Building Code including the High Velocity Hurricane Zone of the Florida Building Code.

DESCRIPTION: **Boral EZ Vent**

LABELING: Each unit shall bear a permanent label with the manufacturer's name or logo, city, state and following statement: "Miami-Dade County Product Control Approved", unless otherwise noted herein.


RENEWAL of this NOA shall be considered after a renewal application has been filed and there has been no change in the applicable building code negatively affecting the performance of this product.

TERMINATION of this NOA will occur after the expiration date or if there has been a revision or change in the materials, use, and/or manufacture of the product or process. Misuse of this NOA as an endorsement of any product, for sales, advertising or any other purposes shall automatically terminate this NOA. Failure to comply with any section of this NOA shall be cause for termination and removal of NOA.

ADVERTISEMENT: The NOA number preceded by the words Miami-Dade County, Florida, and followed by the expiration date may be displayed in advertising literature. If any portion of the NOA is displayed, then it shall be done in its entirety.

INSPECTION: A copy of this entire NOA shall be provided to the user by the manufacturer or its distributors and shall be available for inspection at the job site at the request of the Building Official.

This NOA renews and revises NOA 17-0606.04 and consists of pages 1 through 7.

The submitted documentation was reviewed by *Freddy Semino* 



NOA No.: 18-1126.07
Expiration Date: 04/09/25
Approval Date: 04/09/20
Page 1 of 7

ROOFING COMPONENT APPROVAL

Category: Roofing
Sub-Category: Ventilation
Material: Steel
Minimum Slope: 2:12

TRADE NAMES OF PRODUCTS MANUFACTURED OR LABELED BY APPLICANT

<u>Product</u>	<u>Dimensions</u>	<u>Test Specification</u>	<u>Product Description</u>
Boral EZ Vent for PACIFIC Tile	L = 52" W = 14.5" T= 26 ga.	TAS 100(A)	Static ventilation system for use with PACIFIC Tile Metal Roofing System.
Boral EZ Vent for PINE-CREST Shake	L = 52" W = 14.5" T= 26 ga.	TAS 100(A)	Static ventilation system for use with PINE-CREST Shake Metal Roofing System.
Boral EZ Vent for COTTAGE Shingle	L = 51" W = 14.5" T= 26 ga.	TAS 100(A)	Static ventilation system for use with COTTAGE Shingle Metal Roofing System.
Boral EZ Vent for BARREL-VAULT Tile	L = 47" W = 14" T= 26 ga.	TAS 100(A)	Static ventilation system for use with BARREL-VAULT Tile Metal Roofing System.
Boral EZ Vent for GRANITE-RIDGE Shingle	L = 44" W= 14" T = 26 ga.	TAS 100(A)	Static ventilation system for use with GRANITE-RIDGE Shingle Metal Roofing System.

MANUFACTURING LOCATION

1. Oceanside, CA.

EVIDENCE SUBMITTED

<u>Test Agency/Identifier</u>	<u>Name</u>	<u>Report</u>	<u>Date</u>
PRI Construction Materials	BORR-009-02-01A	ASTM B 117	03/20/18
PRI Construction Materials	BORR-009-02-01B	ASTM G 155	03/20/18
PRI Construction Materials	BORR-016-02-02	TAS 100(A)	10/26/18
PRI Construction Materials	BORR-016-02-03	TAS 100(A)	10/26/18
PRI Construction Materials	BORR-027-02-01	TAS 100(A)	04/26/19



NOA No.: 18-1126.07
Expiration Date: 04/09/25
Approval Date: 04/09/20
Page 2 of 7

APPROVED APPLICATIONS

Tradename: Boral EZ Vent for PINE-CREST Shake, PACIFIC Tile, BARREL-VAULT Tile, or COTTAGE Shingle (Direct to Deck)

System Type: Mechanical attachment of static vent over PINE-CREST Shake, PACIFIC Tile, BARREL-VAULT Tile, or COTTAGE Shingle Metal Roofing System.

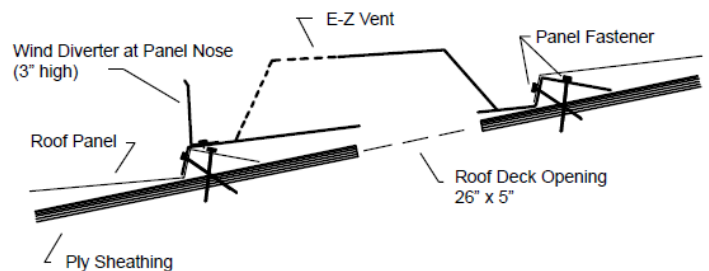
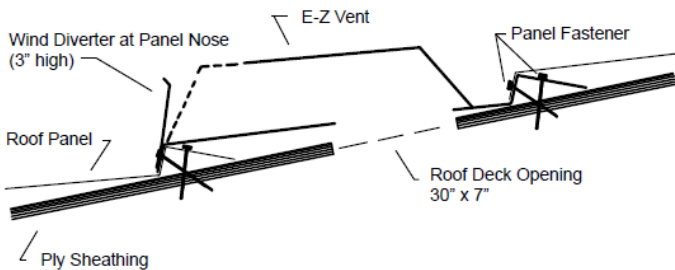
Cutout: At chosen location (see Boral's instructions for proper placement) and centered between two roof rafters, (DO NOT CUT RAFTERS), cut a 30" long by 7" wide hole through sheathing boards for use with PINE-CREST Shake, PACIFIC Tile, or COTTAGE Shingle or cut a 26" long by 5" wide hole through sheathing boards for use with BARREL-VAULT Tile.

Installation: The PINE-CREST Shake, PACIFIC Tile, BARREL-VAULT Tile, or COTTAGE Shingle panels shall be installed as per the product Notice of Acceptance and the manufacturer's installation instructions.

Install the EZ Vent over the opening in the roof deck and fasten to the plywood sheathing as per PINE-CREST Shake, PACIFIC Tile, BARREL-VAULT Tile, or COTTAGE Shingle Notice of Acceptance. **See Detail A Below.**

Net Free Area: Refer to manufacturers published literature.

DETAIL A

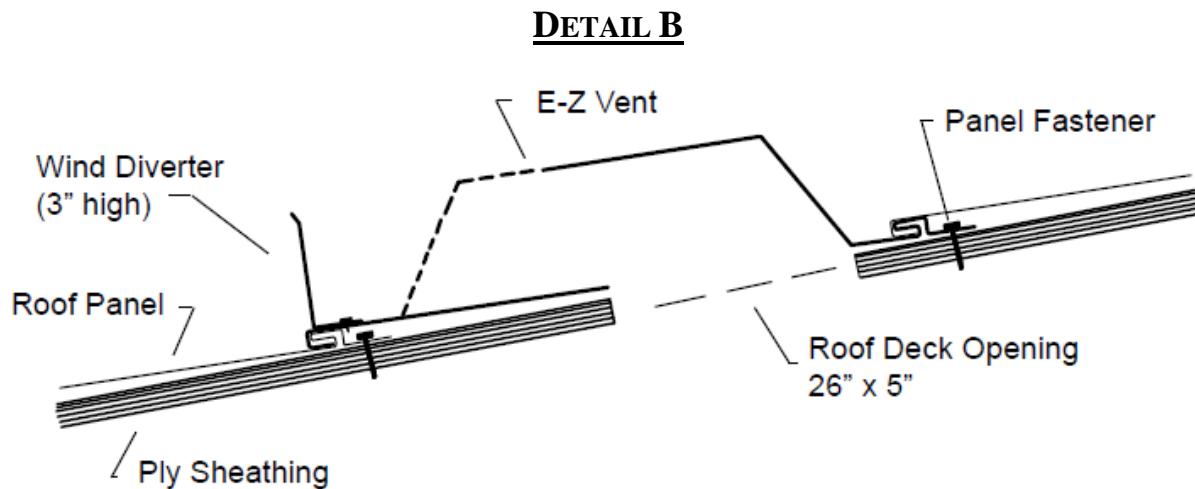


**Pine-Crest Shake, Pacific Tile,
Cottage Shingle**

Barrel-Vault Tile



- Tradename:** Boral EZ Vent for GRANITE-RIDGE Shingle (Direct to Deck)
- System Type:** Mechanical attachment of static vent over GRANITE-RIDGE Shingle Metal Roofing System.
- Cutout:** At chosen location (see Boral's instructions for proper placement) and centered between two roof rafters, (DO NOT CUT RAFTERS), cut a 26" long by 5" wide hole through sheathing boards.
- Installation:** The GRANITE-RIDGE Shingle panels shall be installed as per the product Notice of Acceptance and the manufacturer's installation instructions.
- Install the EZ Vent over the opening in the roof deck and fasten to the plywood as per GRANITE-RIDGE Shingle Notice of Acceptance. **See Detail B.**
- Net Free Area:** Refer to manufacturers published literature.



Tradename: Boral EZ Vent for PINE-CREST Shake, PACIFIC Tile, BARREL-VAULT Tile, or COTTAGE Shingle (with Battens)

System Type: Mechanical attachment of static vent over PINE-CREST Shake, PACIFIC Tile, BARREL-VAULT Tile, or COTTAGE Shingle Metal Roofing System.

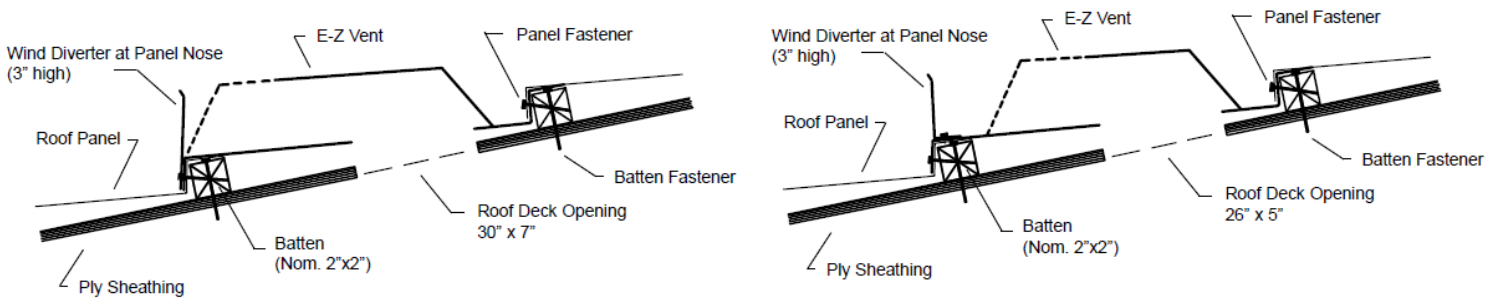
Cutout: At chosen location (see Boral’s instructions for proper placement) and centered between two roof rafters, (DO NOT CUT RAFTERS), cut a 30” long by 7” wide hole through sheathing boards for use with PINE-CREST Shake, PACIFIC Tile, or COTTAGE Shingle or cut a 26” long by 5” wide hole through sheathing boards for use with BARREL-VAULT Tile.

Installation: The PINE-CREST Shake, PACIFIC Tile, BARREL-VAULT Tile, or COTTAGE Shingle panels shall be installed as per the product Notice of Acceptance and the manufacturer’s installation instructions.

Install the EZ Vent over the opening in the roof deck and fasten to the battens and plywood sheathing as per PINE-CREST Shake, PACIFIC Tile, BARREL-VAULT Tile, or COTTAGE Shingle Notice of Acceptance. **See Detail C.**

Net Free Area: Refer to manufacturers published literature.

DETAIL C



Pine-Crest Shake, Pacific Tile.

Barrel-Vault Tile



LIMITATIONS:

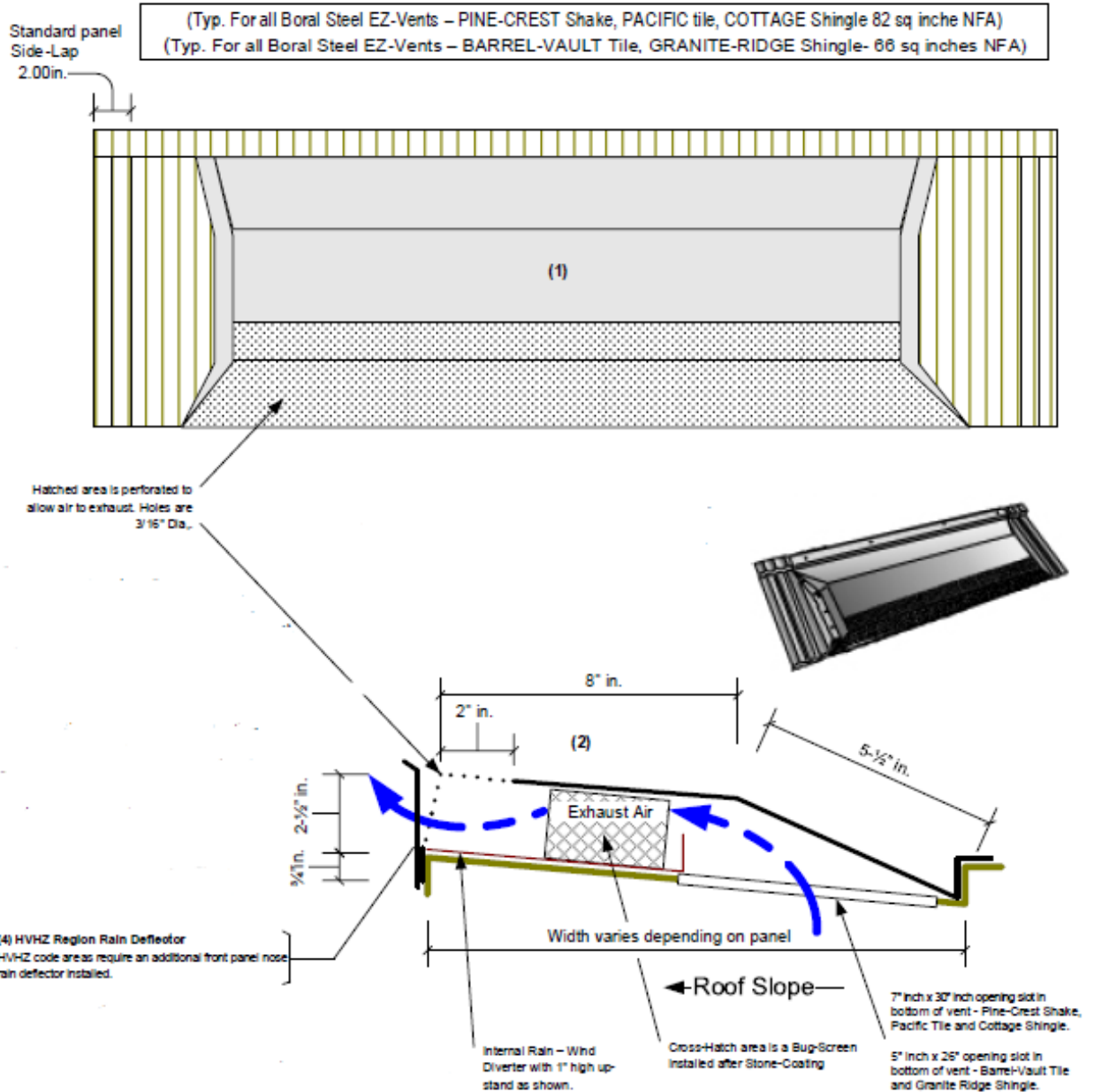
1. Refer to applicable Building Code required ventilation.
2. Boral EZ Vent vents shall comply with applicable Building Code.
3. Boral EZ Vent vents shall not be installed on roof mean heights greater than 33 feet.
4. All panels shall be permanently labeled with the manufacturer's name and/or logo, and the following statement: "Miami-Dade County Product Control Approved" **or** with the Miami-Dade County Product Control Seal as seen below. All clips shall be permanently labeled with the manufacturer's name and/or logo, and/or model.



5. All products listed herein shall have a quality assurance audit in accordance with the Florida Building Code and Rule 61G20-3 of the Florida Administrative Code.



DETAIL DRAWINGS



END OF THIS ACCEPTANCE



NOA No.: 18-1126.07
 Expiration Date: 04/09/25
 Approval Date: 04/09/20
 Page 7 of 7