



DEPARTMENT OF REGULATORY AND ECONOMIC RESOURCES (RER)  
BOARD AND CODE ADMINISTRATION DIVISION

**MIAMI-DADE COUNTY  
PRODUCT CONTROL SECTION**

11805 SW 26 Street, Room 208  
Miami, Florida 33175-2474  
T (786) 315-2590 F (786) 315-2599

[www.miamidade.gov/pera](http://www.miamidade.gov/pera)

## NOTICE OF ACCEPTANCE (NOA)

**Dan's Custom Sheet Metal**  
**5700 Washington Street**  
**Naples, FL 34109**

### SCOPE:

This NOA is being issued under the applicable rules and regulations governing the use of construction materials. The documentation submitted has been reviewed and accepted by Miami-Dade County RER - Product Control Section to be used in Miami-Dade County and other areas where allowed by the Authority Having Jurisdiction (AHJ).

This NOA shall not be valid after the expiration date stated below. The Miami-Dade County Product Control Section (In Miami-Dade County) and/or the AHJ (in areas other than Miami-Dade County) reserve the right to have this product or material tested for quality assurance purposes. If this product or material fails to perform in the accepted manner, the manufacturer will incur the expense of such testing and the AHJ may immediately revoke, modify, or suspend the use of such product or material within their jurisdiction. RER reserves the right to revoke this acceptance, if it is determined by Miami-Dade County Product Control Section that this product or material fails to meet the requirements of the applicable building code.

This product is approved as described herein, and has been designed to comply with the Florida Building Code including the High Velocity Hurricane Zone of the Florida Building Code.

**DESCRIPTION: D.C.S.M. VS-150 Standing Seam over wood.**

**LABELING:** Each unit shall bear a permanent label with the manufacturer's name or logo, city, state and following statement: "Miami-Dade County Product Control Approved", unless otherwise noted herein.


**RENEWAL** of this NOA shall be considered after a renewal application has been filed and there has been no change in the applicable building code negatively affecting the performance of this product.

**TERMINATION** of this NOA will occur after the expiration date or if there has been a revision or change in the materials, use, and/or manufacture of the product or process. Misuse of this NOA as an endorsement of any product, for sales, advertising or any other purposes shall automatically terminate this NOA. Failure to comply with any section of this NOA shall be cause for termination and removal of NOA.

**ADVERTISEMENT:** The NOA number preceded by the words Miami-Dade County, Florida, and followed by the expiration date may be displayed in advertising literature. If any portion of the NOA is displayed, then it shall be done in its entirety.

**INSPECTION:** A copy of this entire NOA shall be provided to the user by the manufacturer or its distributors and shall be available for inspection at the job site at the request of the Building Official.

This renews and revises NOA# 18-0228.06 and consists of pages 1 through 8.

The submitted documentation was reviewed by **Freddy Semino** 



**NOA No.: 19-0109.05**  
**Expiration Date: 04/29/2024**  
**Approval Date: 04/25/2019**  
**Page 1 of 8**

**ROOFING ASSEMBLY APPROVAL:**

<b><u>Category:</u></b>	Roofing
<b><u>Sub-Category:</u></b>	Non-Structural Metal Roofing
<b><u>Material:</u></b>	Steel
<b><u>Deck Type:</u></b>	Wood
<b><u>Maximum Design Pressure</u></b>	-86 psf. (See General Limitation #2)

**TRADE NAMES OF PRODUCTS MANUFACTURED OR LABELED BY APPLICANT:**

<b><u>Product</u></b>	<b><u>Dimensions</u></b>	<b><u>Test Specifications</u></b>	<b><u>Product Description</u></b>
D.C.S.M. VS-150 Standing Seam	l = varies w = 16" h = 1-1/2" min. 0.028" thick (65.2 ksi min. yield)	TAS 110	Corrosion Resistance 24 Ga VS-150 Standing Seam Metal roof panels, coated with Fluoropon 431A886 over ASTM A792 AZ50 steel.
Clips 24 Ga G-90	3" wide 1" long 1-1/4 " min. 0.028" thick	TAS 110	Corrosion Resistance 24 Ga G-90
Trim Pieces	l = varies w = varies min. 24 ga.	TAS 110	Corrosion Resistance Standard flashing and trim pieces. Manufactured for each panel width, coated with Fluoropon 431A886 over ASTM A792 AZ50 steel.

**TRADE NAMES OF PRODUCTS MANUFACTURED BY OTHERS:**

<b><u>Product</u></b>	<b><u>Dimensions</u></b>	<b><u>Test Specifications</u></b>	<b><u>Product Description</u></b>
Direct Metals, Inc. Panclip Fasteners (Panel)	min. #10 x 1" DMI fastener	TAS 114 Appendix E	Corrosion resistant (E.G.), flat head, self-drilling screws
Bostik 915	Polyurethane Sealant	TAS 132	Polyurethane Caulk/Sealant

**MANUFACTURING LOCATION:**

1. Naples, FL.



NOA No.: 19-0109.05  
Expiration Date: 04/29/2024  
Approval Date: 04/25/2019  
Page 2 of 8

**EVIDENCE SUBMITTED:**

<u>Test Agency</u>	<u>Test Identifier</u>	<u>Test Name/Report</u>	<u>Date</u>
Valspar Corporation	VLS-015-02-01 A	ASTM B117	05/15/18
	VLS-015-02-01 B	ASTM G155	05/15/18
PRI Asphalt Technologies, Inc.	DCSM-002-02-01	TAS 100	6/28/02
Hurricane Test Laboratory, Inc.	0302-0803-02	TAS 125	08/08/02
	0302-0621-05	TAS 125	07/01/05
Force Engineering and Testing, Inc.	72-0108T-07A-D	TAS 125	03/28/07
Intertek	I1479.01-450-18 R0	TAS 125	10/09/18
	I1479.03-450-18 R0	TAS 100	10/09/18
Intertek	I1479.01-450-18 R1	TAS 125	03/25/19
	I1479.03-450-18 R1	TAS 100	03/25/19

## APPROVED ASSEMBLIES:

<b>System A(1):</b>	<b>D.C.S.M. VS 150 Roof Panel</b>
<b>Deck Type:</b>	Wood, Non-insulated
<b>Deck Description:</b>	New Construction $1\frac{1}{32}$ " or greater plywood or wood plank, or Re-roof $1\frac{1}{32}$ " or greater plywood or wood plank.
<b>Slope Range:</b>	2": 12" or greater
<b>Maximum Uplift Pressure:</b>	<b>-59.75 (See Limitation #2)</b>
<b>Deck Attachment:</b>	In accordance with applicable Building Code, but in no case shall it be less than 8d ring shank nails spaced 6" o.c. around the perimeter and 6" o.c. in the field. In reroofing, where the deck is less than $1\frac{1}{32}$ " thick (Minimum $1\frac{1}{32}$ ") The above attachment method must be in addition to existing attachment.
<b>Underlayment:</b>	Minimum underlayment shall be an ASTM D 226 Type II installed with a minimum 4" side-laps and 6" end-laps. Underlayment shall be fastened with corrosion resistant tin-caps and $1\frac{1}{4}$ " annular ring-shank nails, spaced 6" o.c. at all laps and two staggered rows 12" o.c. in the field of the roll.
<b>Valleys:</b>	Valley construction shall be in compliance with Roofing Application Standard RAS 133 and with Dan's Custom Sheet Metal, Inc.' current published installation instructions. Sealed the valley center ribs with Bostik 915 sealant and secure with flatten clips at 6" o.c. with two #10x1" panclip fasteners per clip.
<b>Fire Barrier Board:</b>	Any approved fire barrier having a current NOA. Refer to a current fire directory listing for fire ratings of this roofing system assembly as well as the location of the fire barrier within the assembly. See Limitation # 1.
<b>Metal Panels and Accessories:</b>	<p>Install the " D.C.S.M. VS 150 Roof Panels " and accessories in compliance with Dan's Custom Sheet Metal, Inc' current, published installation instructions and details. Flashing, penetrations, valley construction and other details shall be constructed in compliance with the minimum requirements provided in Roofing Application Standards RAS 133. Panels shall be attached as follows.</p> <ol style="list-style-type: none"><li>1. At the eave, rake, and ridge, clips shall be located not more than 3" away from the panel end.</li><li>2. Use Bostik 915 sealant along the perimeter between the panel and drip edge. Additionally, use Bostik 915 sealant on the Z-Channel under both top and side caps and sealed to roof panel belly and seams with same sealant and approved fastener. The Top Cap ends are notched and secured with approved fastener and Bostik 915 sealant.</li><li>3. Panels shall be installed with approved Clips, attached to substrate with two corrosion resistant #10x1"panclip fastener of sufficient length to penetrate through the sheathing a minimum of <math>\frac{3}{16}</math>", at a spacing of 16" o.c. parallel to the roof slope.</li></ol>

<b>System A(2):</b>	<b>D.C.S.M. VS 150 Roof Panel</b>
<b>Deck Type:</b>	Wood, Non-insulated
<b>Deck Description:</b>	New Construction $1\frac{9}{32}$ " or greater plywood or wood plank, or Re-roof $1\frac{5}{32}$ " or greater plywood or wood plank.
<b>Slope Range:</b>	2": 12" or greater
<b>Maximum Uplift Pressure:</b>	<b>–86 psf. (See Limitation #2)</b>
<b>Deck Attachment:</b>	In accordance with applicable Building Code, but in no case shall it be less than 8d ring shank nails spaced 6" o.c around the perimeter and 6" o.c. in the field. In reroofing, where the deck is less than $1\frac{9}{32}$ " thick (Minimum $1\frac{5}{32}$ ") The above attachment method must be in addition to existing attachment.
<b>Underlayment:</b>	Minimum underlayment shall be an ASTM D 226 Type II installed with a minimum 4" side-laps and 6" end-laps. Underlayment shall be fastened with corrosion resistant tin-caps and $1\frac{1}{4}$ " annular ring-shank nails, spaced 6" o.c. at all laps and two staggered rows 12" o.c. in the field of the roll.
<b>Valleys:</b>	Valley construction shall be in compliance with Roofing Application Standard RAS 133 and with Dan's Custom Sheet Metal, Inc.' current published installation instructions. Sealed the valley center ribs with Bostik 915 sealant and secure with flatten clips at 6"o.c. with two #10x1" panclip fasteners per clip.
<b>Fire Barrier Board:</b>	Any approved fire barrier having a current NOA. Refer to a current fire directory listing for fire ratings of this roofing system assembly as well as the location of the fire barrier within the assembly. See Limitation # 1.
<b>Metal Panels and Accessories:</b>	<p>Install the " D.C.S.M. VS 150 Roof Panels " and accessories in compliance with Dan's Custom Sheet Metal, Inc' current, published installation instructions and details. Flashing, penetrations, valley construction and other details shall be constructed in compliance with the minimum requirements provided in Roofing Application Standards RAS 133. Panels shall be attached as follows.</p> <ol style="list-style-type: none"> <li>1. At the eave, rake, and ridge, clips shall be located not more than <b>3"</b> away from the panel end.</li> <li>2. Use Bostik 915 sealant along the perimeter between the panel and drip edge. Additionally, use Bostik 915 sealant on the Z-Channel under both top and side caps and sealed to roof panel belly and seams with same sealant and approved fastners 6"o.c. with two #10x1" panclip fasteners per clip. The Top Cap ends are notched and secured with approved fastener and Bostik 915 sealant secured at 1" o.c. from each ends.</li> <li>3. Panels shall be installed with approved Clips, attached to substrate with two corrosion resistant #10x1"panclip fastener of sufficient length to penetrate through the sheathing a minimum of <math>\frac{3}{16}</math>", at a spacing of 6"o.c. parallel to the roof slope.</li> </ol>

**TABLE A**  
**MAXIMUM DESIGN PRESSURES**

<b>Roof Areas</b>	<b>Maximum Design Pressures</b>	<b>Maximum Fastener Spacing</b>
<b>Field &amp; Perimeter</b>	-59.75 psf.	16"o.c.
<b>Corners</b>	-86 psf.	6"o.c.


### **LIMITATIONS**

1. Fire classification is not part of this acceptance; refer to a current Approved Roofing Materials Directory for fire ratings of this product.
2. The maximum designed pressure listed herein shall be applicable to all roof pressure zones (i.e. field, perimeters, and corners). Neither rational analysis, nor extrapolation shall be permitted for enhanced fastening at enhanced pressure zones (i.e. perimeters, extended corners and corners).
3. Panels may be rolls formed in continuous lengths from eave to ridge. Maximum lengths shall be as described in Roofing Application Standard RAS 133
4. All panels shall be permanently labeled with the manufacturer's name and/or logo, and the following statement: "Miami-Dade County Product Control Approved" or with the Miami-Dade County Product Control Seal as seen below. All clips shall be permanently labeled with the manufacturer's name and/or logo, and/or model.



5. All products listed herein shall have a quality assurance audit in accordance with the Florida Building Code and Rule 61G20-3 of the Florida Administrative Code.

### **DETAIL DRAWINGS**

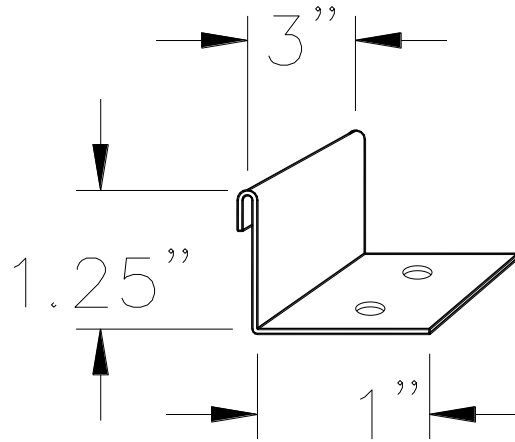


**D.C.S.M. 24 GA. VS-150 ROOF PANEL**

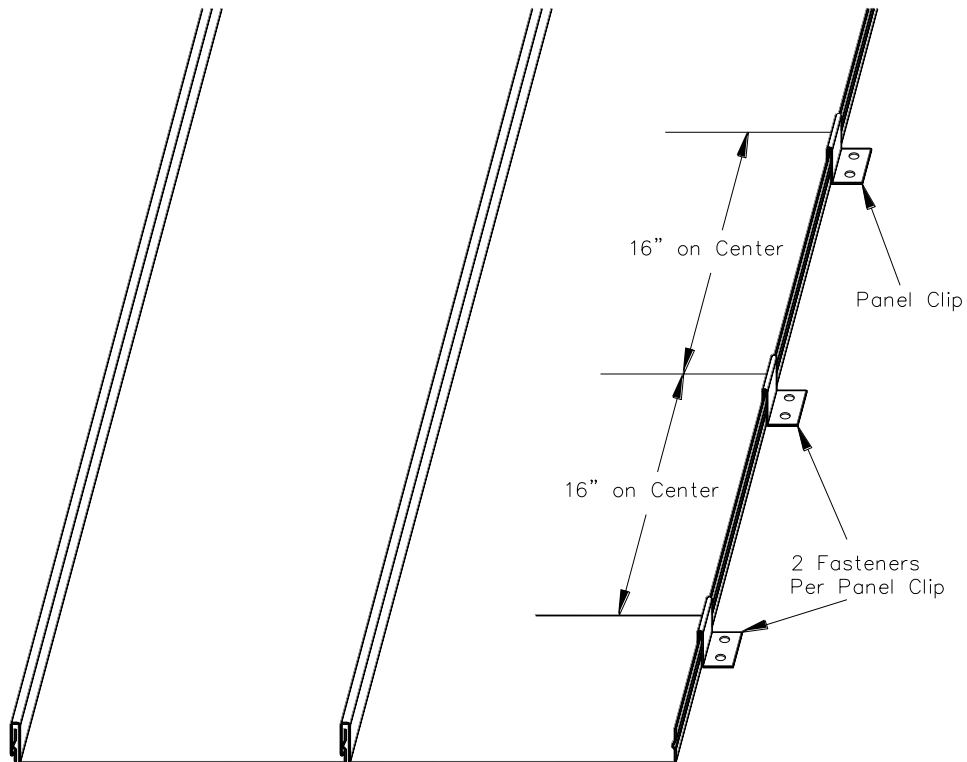


NOA No.: 19-0109.05  
Expiration Date: 04/29/2024  
Approval Date: 04/25/2019  
Page 6 of 8

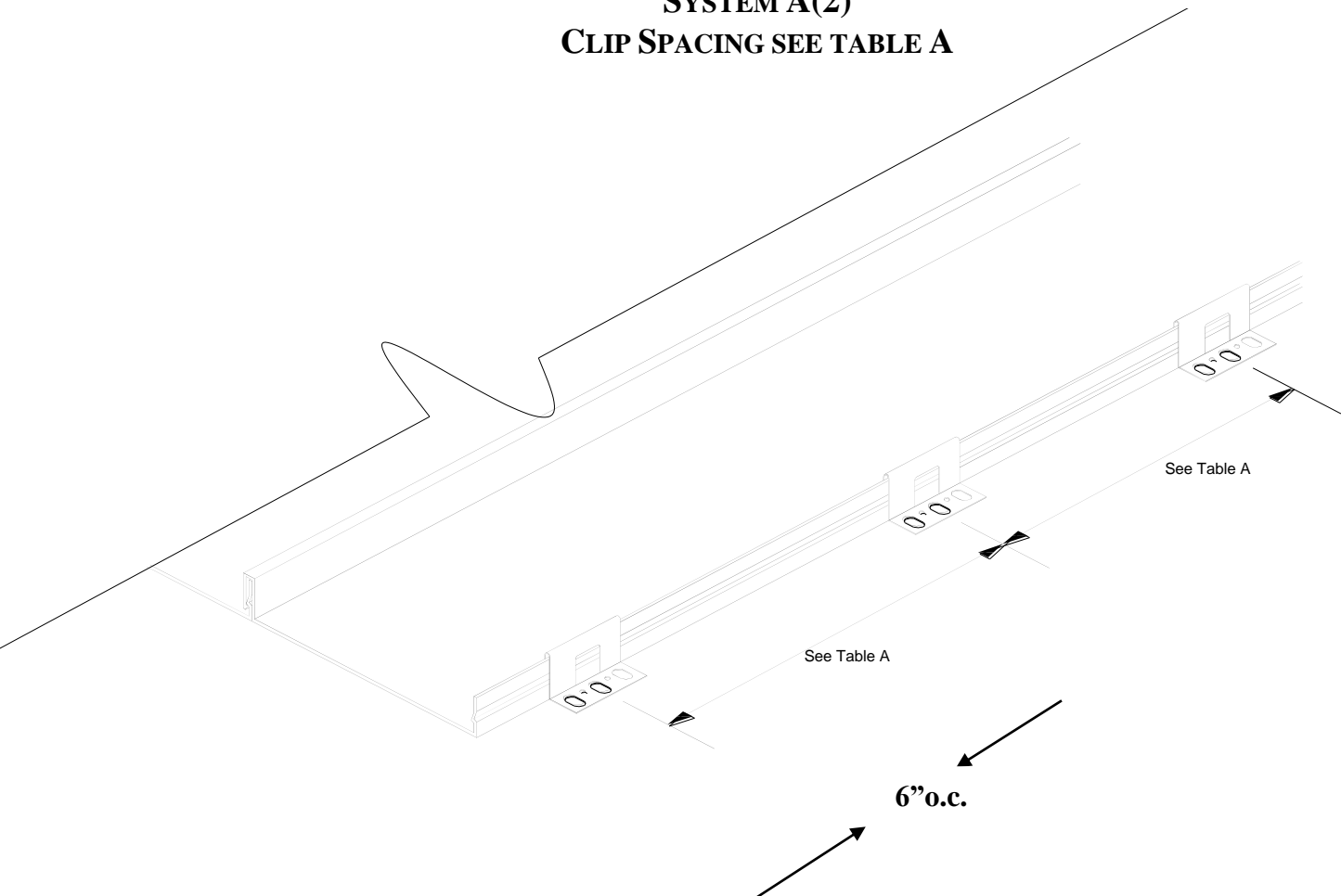
### **24G. G-90 CLIPS**



### **SYSTEMS A(1) CLIP SPACING-SEE TABLE A**



**SYSTEM A(2)**  
**CLIP SPACING SEE TABLE A**



**END OF THIS ACCEPTANCE**