



DEPARTMENT OF REGULATORY AND ECONOMIC RESOURCES (RER)  
BOARD AND CODE ADMINISTRATION DIVISION

MIAMI-DADE COUNTY  
PRODUCT CONTROL SECTION  
11805 SW 26 Street, Room 208  
Miami, Florida 33175-2474  
T (786) 315-2590 F (786) 315-2599  
[www.miamidade.gov/economy](http://www.miamidade.gov/economy)

## NOTICE OF ACCEPTANCE (NOA)

**O'Hagin Manufacturing, LLC**  
**210 Classic Court, Suite #100**  
**Rohnert Park, CA 94928**

### SCOPE:

This NOA is being issued under the applicable rules and regulations governing the use of construction materials. The documentation submitted has been reviewed and accepted by Miami-Dade County RER - Product Control Section to be used in Miami-Dade County and other areas where allowed by the Authority Having Jurisdiction (AHJ).

This NOA shall not be valid after the expiration date stated below. The Miami-Dade County Product Control Section (In Miami-Dade County) and/or the AHJ (in areas other than Miami-Dade County) reserve the right to have this product or material tested for quality assurance purposes. If this product or material fails to perform in the accepted manner, the manufacturer will incur the expense of such testing and the AHJ may immediately revoke, modify, or suspend the use of such product or material within their jurisdiction. RER reserves the right to revoke this acceptance, if it is determined by Miami-Dade County Product Control Section that this product or material fails to meet the requirements of the applicable building code.

This product is approved as described herein, and has been designed to comply with the Florida Building Code including the High Velocity Hurricane Zone of the Florida Building Code.

**DESCRIPTION:** O'Hagin's Low Profile Tapered Composition Vent 72"

**LABELING:** Each unit shall bear a permanent label with the manufacturer's name or logo, city, state and following statement: "Miami-Dade County Product Control Approved", unless otherwise noted herein.


**RENEWAL** of this NOA shall be considered after a renewal application has been filed and there has been no change in the applicable building code negatively affecting the performance of this product.

**TERMINATION** of this NOA will occur after the expiration date or if there has been a revision or change in the materials, use, and/or manufacture of the product or process. Misuse of this NOA as an endorsement of any product, for sales, advertising or any other purposes shall automatically terminate this NOA. Failure to comply with any section of this NOA shall be cause for termination and removal of NOA.

**ADVERTISEMENT:** The NOA number preceded by the words Miami-Dade County, Florida, and followed by the expiration date may be displayed in advertising literature. If any portion of the NOA is displayed, then it shall be done in its entirety.

**INSPECTION:** A copy of this entire NOA shall be provided to the user by the manufacturer or its distributors and shall be available for inspection at the job site at the request of the Building Official.

This NOA renews NOA# 13-1211.10 and consists of pages 1 through 6.

The submitted documentation was reviewed by **Freddy Semino** 



NOA No.: 19-0114.02  
Expiration Date: 03/04/2024  
Approval Date: 02/21/2019  
Page 1 of 6

## ROOFING ASSEMBLY APPROVAL

**Category:** Roofing  
**Sub-Category:** Ventilation  
**Materials:** 26 ga. Steel; 0.032" Aluminum; 16 oz. Copper  
**Minimum Slope:** 2:12

## TRADE NAMES OF PRODUCTS MANUFACTURED OR LABELED BY APPLICANT

| <b><u>Product</u></b>   | <b><u>Dimensions</u></b>                    | <b><u>Test Specification</u></b> | <b><u>Product Description</u></b>                          |
|---|---|----------------------------------|--|
| O'Hagin's Low Profile<br>Tapered Composition Vent<br>72"                      | Length: 32"<br>Width: 25"<br>Height: 2-3/8" | TAS 100(A)                       | Galvanized metal, aluminum, or copper<br>static roof vent. |
| O'Hagin's Low Profile<br>Tapered Composition Vent<br>72" with Extended Flange | Length: 36"<br>Width: 30"<br>Height: 2-3/8" | TAS 100(A)                       | Galvanized metal, aluminum, or copper<br>static roof vent. |

## MANUFACTURING LOCATIONS

1. Lakeland, FL.
2. Rohnert Park, CA

## EVIDENCE SUBMITTED

| <b><u>Test Agency/Identifier</u></b>       | <b><u>Name</u></b> | <b><u>Report</u></b> | <b><u>Date</u></b> |
|--|--------------------|----------------------|--------------------|
| PRI Construction Materials<br>Technologies | TAS 100(A)         | OHI-007-02-01        | 11/06/03           |
|  | TAS 100(A)         | OHI-037-02-01        | 02/03/14           |



NOA No.: 19-0114.02  
Expiration Date: 03/04/2024  
Approval Date: 02/21/2019  
Page 2 of 6

## APPROVED APPLICATIONS

|                                  |   |
|----------------------------------|---|
| <b>Trade Name:</b>               | <b>O'Hagin's Low Profile Tapered Composition Vent 72"</b>   |
| <b>System Type A:</b>            | Mechanical attachment of vent for shingle roofs   |
| <b>Slot:</b>                     | Mark an 11" x 11" opening centered between layout lines as seen in Detail "B". Set blade to thickness of sheathing and cut opening. Brush away sawdust and debris.  |
| <b>Installation:</b>             | <p>Vents should be evenly spaced across slope of the roof.</p> <p>Center vent in opening and set it in a 1/4" thick by 3" wide bed of asphalt roofing cement as seen in Detail "B". Secure vent to the roof deck with 1-1/4" x 3/8" galvanized ring shank roofing nails spaced approx. 4" o.c. and approx. 1" from the outside edge of the flange. Seal all nails and vent flange with approved ASTM D 4586 roofing cement.</p> <p>After vent is secured install baffle in a 1/4" thick bed of asphalt roofing cement, and secured with 1-1/4" x 3/8" galvanized ring shank roofing nails spaced 8" o.c. for a total of 3 nails. Seal all nails with approved ASTM D 4586 roofing cement.</p> |
| <b>Ventilation Calculations:</b> | <b>See manufacturer's published literature for net free area</b>  |

## GENERAL LIMITATIONS:

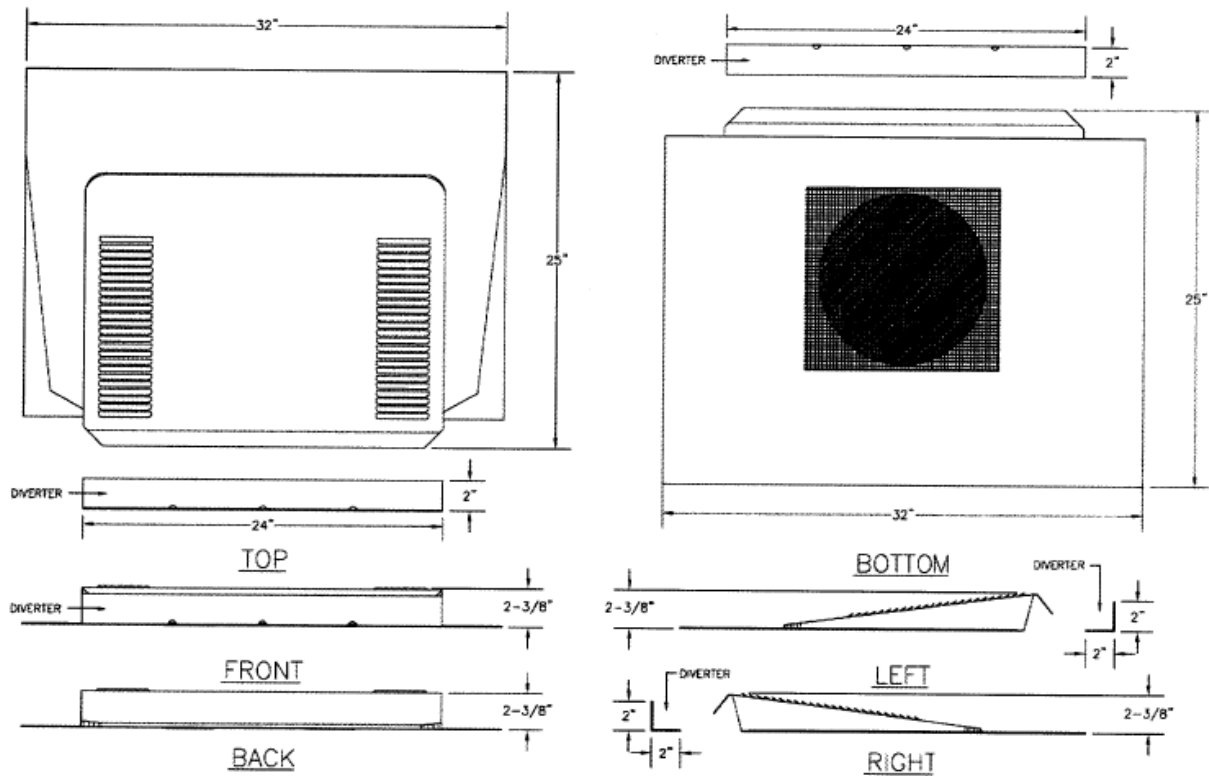
1. Refer to applicable building code for required ventilation.
2. The installation shall be applied in compliance with the manufacturer's current published application instruction and the requirements set forth in applicable building code.
3. O'Hagins Low-Profile Tapered Composition Vent 72" is approved to be installed over asphalt shingles only.
4. O'Hagins Low-Profile Tapered Composition Vent 72" shall not be installed on roof mean heights greater than 40 ft.
5. All products listed herein shall have a quality assurance audit in accordance with the Florida Building Code and Rule 61G20-3 of the Florida Administrative Code.
6. All approved products listed herein shall be labeled and shall bear the imprint or identifiable marking of the manufacturer's name or logo and following statement: "Miami-Dade County Product Control Approved" or the Miami-Dade County Product Control Seal as shown below.



NOA No.: 19-0114.02  
Expiration Date: 03/04/2024  
Approval Date: 02/21/2019  
Page 3 of 6

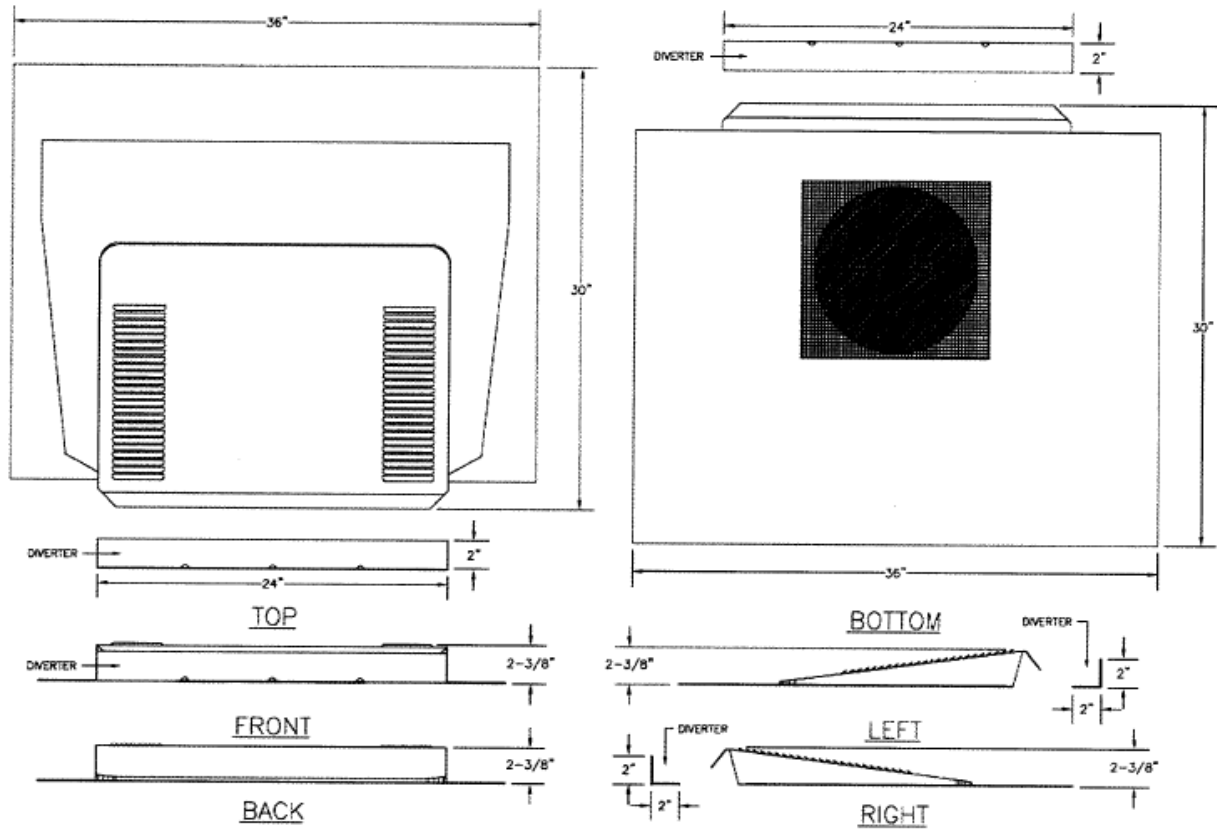
## DETAIL "A"

### O'HAGIN'S LOW PROFILE TAPERED COMPOSITION 72"

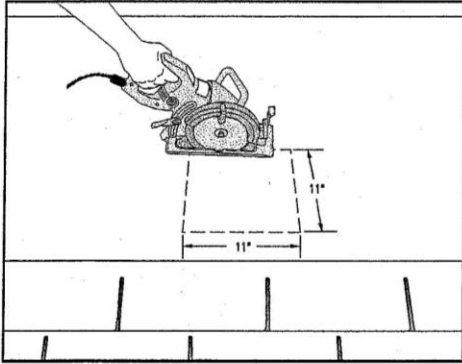


**DETAIL "A"(CONTINUED)**

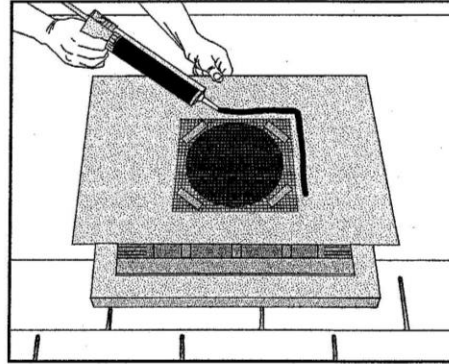
**O'HAGIN'S LOW PROFILE TAPERED COMPOSITION 72" WITH EXTENDED FLANGE**



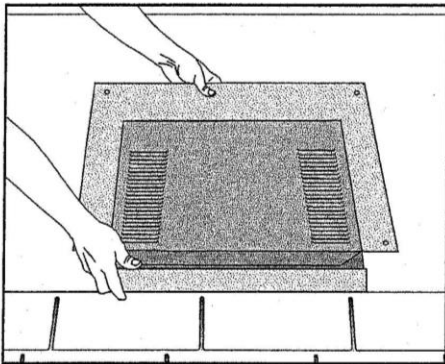
## DETAIL "B"



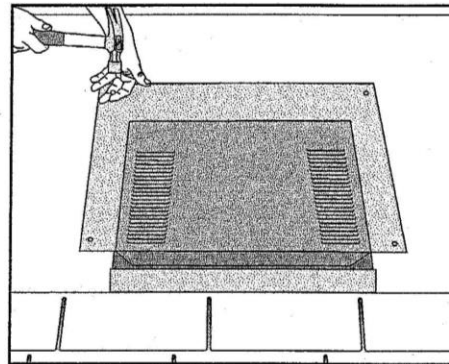
**1. CUT & MARK** A 11 inch x 11 inch hole in the roof deck. (Note: Set blade to thickness of the sheathing.)



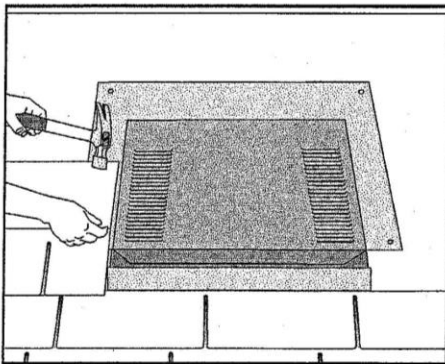
**2. SEAL** Flanges with mastic.



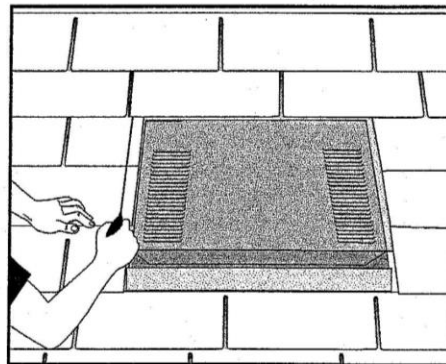
**3. PLACE** Place vent directly over the 11 inch x 11 inch hole.



**4. SECURE** At 4-inch centers using roofing nails of sufficient length to penetrate sheathing.



**5. COVER** Apply shingles around vent.



**6. TRIM** Cut shingles back 1 inch on top and sides of vent cover to allow for proper drainage.

**END OF THIS ACCEPTANCE**