



DEPARTMENT OF REGULATORY AND ECONOMIC RESOURCES (RER)
BOARD AND CODE ADMINISTRATION DIVISION

NOTICE OF ACCEPTANCE (NOA)

**MIAMI-DADE COUNTY
PRODUCT CONTROL SECTION**

11805 SW 26 Street, Room 208
Miami, Florida 33175-2474
T (786)315-2590 F (786) 315-2599

www.miamidade.gov/economy

Southeastern Metals Manufacturing Corporation
11801 Industry Drive
Jacksonville, FL 32218

SCOPE:

This NOA is being issued under the applicable rules and regulations governing the use of construction materials. The documentation submitted has been reviewed and accepted by Miami-Dade County RER -Product Control Section to be used in Miami Dade County and other areas where allowed by the Authority Having Jurisdiction (AHJ).

This NOA shall not be valid after the expiration date stated below. The Miami-Dade County Product Control Section (In Miami Dade County) and/or the AHJ (in areas other than Miami Dade County) reserve the right to have this product or material tested for quality assurance purposes. If this product or material fails to perform in the accepted manner, the manufacturer will incur the expense of such testing and the AHJ may immediately revoke, modify, or suspend the use of such product or material within their jurisdiction. RER reserves the right to revoke this acceptance, if it is determined by Miami-Dade County Product Control Section that this product or material fails to meet the requirements of the applicable building code.

This product is approved as described herein, and has been designed to comply with the Florida Building Code including the High Velocity Hurricane Zone of the Florida Building Code.

DESCRIPTION: SM-RIB Metal Roof Panels

LABELING: Each unit shall bear a permanent label with the manufacturer's name or logo, city, state and following statement: "Miami-Dade County Product Control Approved", unless otherwise noted herein.

RENEWAL of this NOA shall be considered after a renewal application has been filed and there has been no change in the applicable building code negatively affecting the performance of this product.

TERMINATION of this NOA will occur after the expiration date or if there has been a revision or change in the materials, use, and/or manufacture of the product or process. Misuse of this NOA as an endorsement of any product, for sales, advertising or any other purposes shall automatically terminate this NOA. Failure to comply with any section of this NOA shall be cause for termination and removal of NOA.

ADVERTISEMENT: The NOA number preceded by the words Miami-Dade County, Florida, and followed by the expiration date may be displayed in advertising literature. If any portion of the NOA is displayed, then it shall be done in its entirety.

INSPECTION: A copy of this entire NOA shall be provided to the user by the manufacturer or its distributors and shall be available for inspection at the job site at the request of the Building Official.

This renews NOA 14-0416.13 and consists of pages 1 through 7.

The submitted documentation was reviewed by **Freddy Semino**



NOA No.: 19-0319.04
Expiration Date: 08/05/24
Approval Date: 05/16/19
Page 1 of 7

ROOFING ASSEMBLY APPROVAL

Category: Roofing
Sub-Category: Non-Structural Metal Panels
Material: Steel
Deck Type: Wood
Maximum Design Pressure: -123.5 psf.

TRADE NAMES OF PRODUCTS MANUFACTURED OR LABELED BY APPLICANT:

<u>Product</u>	<u>Dimensions</u>	<u>Test Specifications</u>	<u>Product Description</u>
SM-Rib Metal Roof Panel	L = various W = 36" H = 3/4" Min. 0.019" thick Min. Yield Strength: 80 ksi.	TAS 110	Corrosion resistant, AZ50 galvanized, preformed metal panels, prefinished and coated with PPG Superl® II Coating.
Trim Pieces	L = varies W = varies Min. 0.019" thick	TAS 110	Standard flashing and trim pieces. Manufactured for each panel width.

MANUFACTURING LOCATION:

1. Jacksonville, FL

EVIDENCE SUBMITTED:

<u>Test Agency</u>	<u>Test Identifier</u>	<u>Test Name/Report</u>	<u>Date</u>
Force Engineering & Testing, Inc.	188-0330T-06A-C	TAS 125	04/04/07
Hurricane Test Laboratories, Inc.	0041-0205-04	TAS 125	03/30/04
Farabaugh Engineering and Testing	T272-07	TAS 100	08/27/07
PRI Asphalt Technologies, Inc.	SEM-005-02-01 SEM-033-02-01	TAS 100 ASTM B 117	02/18/04 10/13/14
PPG Industries	Letter	ASTM G 23	July 2012



NOA No.: 19-0319.04
Expiration Date: 08/05/24
Approval Date: 05/16/19
Page 2 of 7

APPROVED ASSEMBLIES:

System A:	SM-Rib Metal Roof Panels, 26ga.
Deck Type:	Wood, Non-insulated
Deck Description:	New Construction $1\frac{9}{32}$ " or greater plywood or wood plank, or Re-roof $1\frac{5}{32}$ " or greater plywood or wood plank.
Slope Range:	2":12" or greater
Maximum Uplift Pressure:	See Fastening Options Below

Deck Attachment:	In accordance with applicable Building Code, but in no case shall it be less than 8d annular ring shank nails spaced 6"o.c. In reroofing, where the deck is less than $1\frac{9}{32}$ " thick (Minimum $1\frac{5}{32}$ ") The above attachment method must be in addition to existing attachment.
Underlayment:	<p>Minimum underlayment shall be an ASTM D 226 Type II installed with a minimum 4" side-lap and 6" end-laps. Underlayment shall be fastened with corrosion resistant tin-caps and 12 gauge 1 $\frac{1}{4}$" annular ring-shank nails, spaced 6"o.c. at all laps and two staggered rows 12"o.c. in the field of the roll or any approved underlayment having a current NOA.</p> <p>Install an approved ice and water shield, over the approved underlayment, along the perimeter and valleys in accordance to Southeastern Metal Manufacturing Company Inc.'s current installation instructions and the ice and water shield's approved current Notice of Acceptance.</p>
Fire Barrier Board:	Any approved fire barrier having a current NOA. Refer to a current fire directory listing for fire ratings of this roofing system assembly as well as the location of the fire barrier within the assembly. See Limitation # 1.
Valleys:	Valley construction shall be in compliance with Roofing Application Standard RAS 133 and with Southeastern Metal Manufacturing Company Inc.'s current published installation instructions.



Metal Panels and Accessories:

Install the "SM-Rib Metal Roof Panels" and accessories in compliance with Southeastern Metal Manufacturing Company Inc.'s current, published installation instructions and details. Flashing, penetrations, valley construction and other details shall be constructed in compliance with the minimum requirements provided in Roofing Application Standards RAS 133.

"SM-Rib Metal Roof Panels" shall be installed with a minimum of #9-15 x 1 1/2" HWH corrosion resistant fasteners with sealing washer. Fasteners shall of sufficient length to penetrate through the sheathing a minimum of 3/16". Fasteners shall be placed in accordance to **Table A** and fastener **Details A and B** herein:

TABLE A		
MAXIMUM DESIGN PRESSURES		
Roof Areas	Field	Perimeter and Corner ¹
Maximum Design Pressures	-71 psf.	-123.5 psf.
Maximum Fastener Spacing	24"o.c. parallel to slope <i>One fastener on the right side of each rib, perpendicular to the slope. (See Detail A)</i>	24"o.c. parallel to slope <i>One fastener on each side of each rib, perpendicular to the slope. (See Detail B)</i>
1. Extrapolation shall not be allowed		

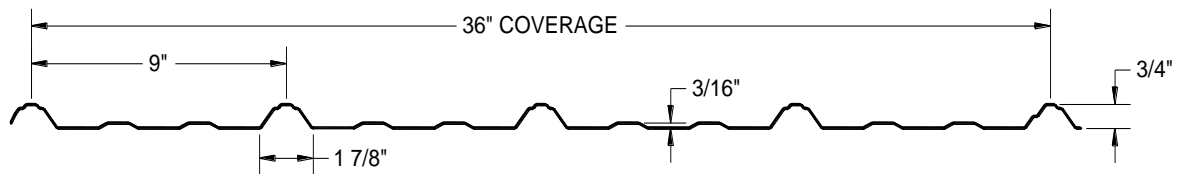
LIMITATIONS:

1. Fire classification is not part of this acceptance; refer to a current Approved Roofing Materials Directory for fire ratings of this product.
2. The maximum designed pressure listed herein shall be applicable to all roof pressure zones (i.e. field, perimeters, and corners). Neither rational analysis, nor extrapolation shall be permitted for enhanced fastening at enhanced pressure zones (i.e. perimeters, extended corners and corners).
3. All panels shall be permanently labeled with the manufacturer's name and/or logo, city and state of manufacturing facility, and the following statement: "Miami-Dade County Product Control Approved" **or** with the Miami-Dade County Product Control Seal as seen below.



4. All products listed herein shall have a quality assurance audit in accordance with the Florida Building Code and Rule 61G20-3 of the Florida Administrative Code.

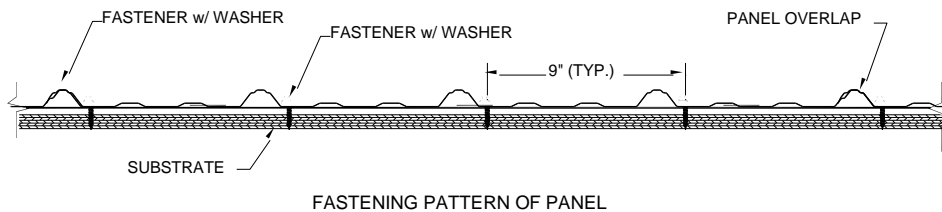
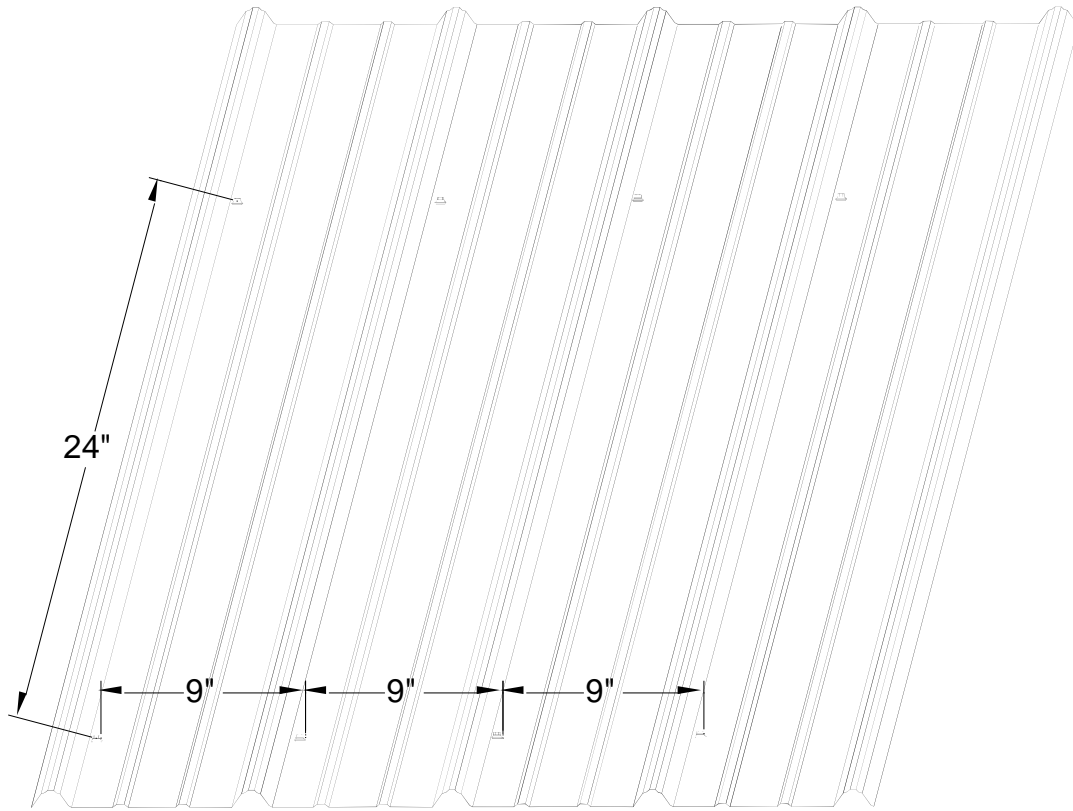
PROFILE DRAWINGS



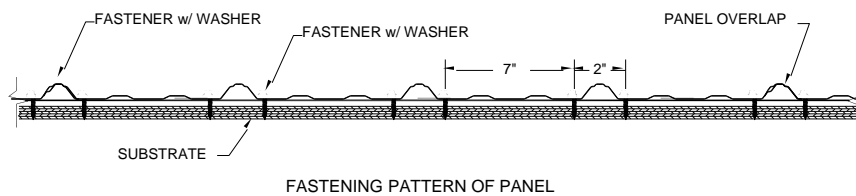
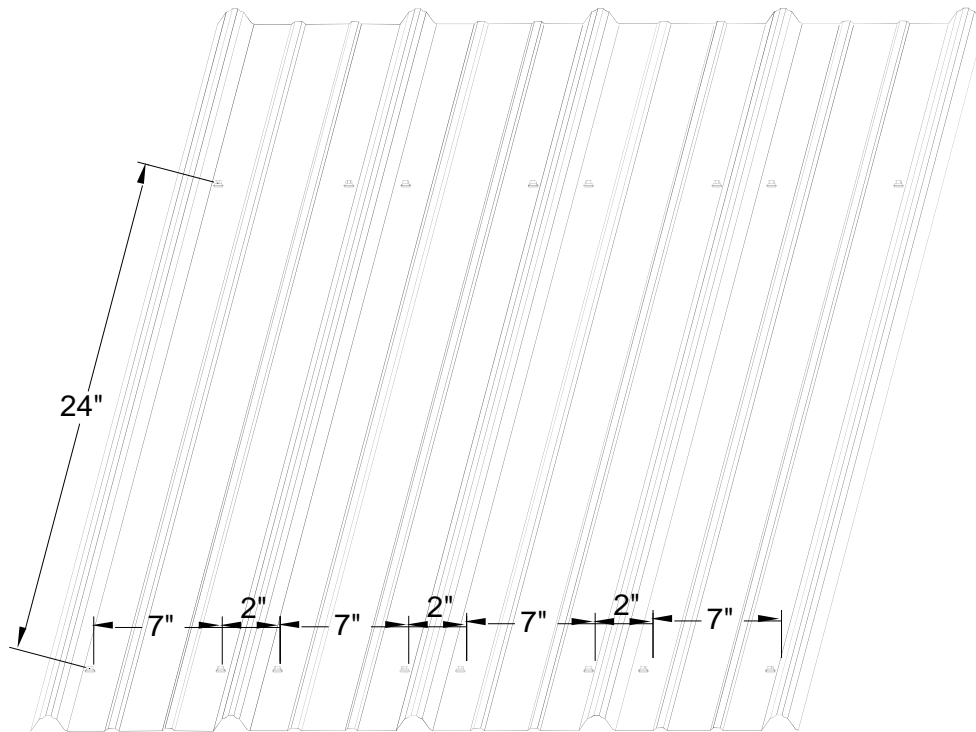
SM-RIB METAL ROOF PANELS



DETAIL A
FIELD CONDITION FASTENING PATTERN



DETAIL B
PERIMETER AND CORNER CONDITION FASTENING PATTERN



END OF THIS ACCEPTANCE