



DEPARTMENT OF REGULATORY AND ECONOMIC RESOURCES (RER)
BOARD AND CODE ADMINISTRATION DIVISION

**MIAMI-DADE COUNTY
PRODUCT CONTROL SECTION**

11805 SW 26 Street, Room 208
Miami, Florida 33175-2474
T (786) 315-2590 F (786) 315-2599

www.miamidade.gov/economy

NOTICE OF ACCEPTANCE (NOA)

Merchant & Evans, Inc.
308 Connecticut Drive
Burlington, NJ 08016

SCOPE:

This NOA is being issued under the applicable rules and regulations governing the use of construction materials. The documentation submitted has been reviewed and accepted by Miami-Dade County RER - Product Control Section to be used in Miami-Dade County and other areas where allowed by the Authority Having Jurisdiction (AHJ).

This NOA shall not be valid after the expiration date stated below. The Miami-Dade County Product Control Section (in Miami-Dade County) and/or the AHJ (in areas other than Miami-Dade County) reserve the right to have this product or material tested for quality assurance purposes. If this product or material fails to perform in the accepted manner, the manufacturer will incur the expense of such testing and the AHJ may immediately revoke, modify, or suspend the use of such product or material within their jurisdiction. RER reserves the right to revoke this acceptance, if it is determined by Miami-Dade County Product Control Section that this product or material fails to meet the requirements of the applicable building code.

This product is approved as described herein, and has been designed to comply with the Florida Building Code including the High Velocity Hurricane Zone of the Florida Building Code.

DESCRIPTION: Merchant & Evans, Inc. Aluminum Zip Rib Standing Seam Roof Panel

LABELING: Each unit shall bear a permanent label with the manufacturer's name or logo, city, state and following statement: "Miami-Dade County Product Control Approved", unless otherwise noted herein.

RENEWAL of this NOA shall be considered after a renewal application has been filed and there has been no change in the applicable building code negatively affecting the performance of this product.

TERMINATION of this NOA will occur after the expiration date or if there has been a revision or change in the materials, use, and/or manufacture of the product or process. Misuse of this NOA as an endorsement of any product, for sales, advertising or any other purposes shall automatically terminate this NOA. Failure to comply with any section of this NOA shall be cause for termination and removal of NOA.

ADVERTISEMENT: The NOA number preceded by the words Miami-Dade County, Florida, and followed by the expiration date may be displayed in advertising literature. If any portion of the NOA is displayed, then it shall be done in its entirety.

INSPECTION: A copy of this entire NOA shall be provided to the user by the manufacturer or its distributors and shall be available for inspection at the job site at the request of the Building Official.

This NOA renews NOA 18-0228.02 and consists of pages 1 through 7.
The submitted documentation was reviewed by Alex Tigera.



NOA No.: 19-0410.01
Expiration Date: 03/29/24
Approval Date: 05/02/19
Page 1 of 7

ROOFING SYSTEM APPROVAL:

Category:	Roofing
Sub-Category:	Metal, Panels (Non-Structural)
Material:	Aluminum
Deck Type:	Steel
Maximum Design Pressure	-195 psf

TRADE NAMES OF PRODUCTS MANUFACTURED OR LABELED BY APPLICANT:

<u>Product</u>	<u>Dimensions</u>	<u>Test Specifications</u>	<u>Product Description</u>
Merchant & Evans, Inc. Aluminum Zip Rib Standing Seam Roof Panel	Length: varies Max. Width: 12" Height: 2-1/2" Min. Thickness: 0.040" Min. Yield Strength: 32 ksi.	TAS 125	Aluminum Zip Rib Roof panel.
#2080 Panel Clips	l = 4-1/2" w = 2-15/16" h = 2-7/8" hook width = 2-1/2"	TAS 110	Sliding hook clip with stainless steel hook. Galvanized or Stainless steel base.
#2080E Panel Clips	l = 4-1/2" w = 2-15/16" h = 2-7/8" hook width = 3-3/8"	TAS 110	Sliding hook clip with stainless steel hook. Galvanized or Stainless steel base.
Gable Clips	l = 2 3/4" w = 3" h = 2-7/8"	TAS 110	Aluminum gable clip with prepunched holes.

MANUFACTURING LOCATION:

1. Burlington, NJ.

EVIDENCE SUBMITTED:

<u>Test Agency</u>	<u>Test Identifier</u>	<u>Test Name/Report</u>	<u>Date</u>
Architectural Testing, Inc.	ATI 18864	TAS 125 TAS 100	12/12/96
Architectural Testing, Inc.	60386.01-122-44 74163.01-109-18	TAS 125 TAS 125	04/05/06 08/14/07
Architectural Testing, Inc.	15893.04-109-18	TAS 100	02/26/19
Morton		ASTM G23 ASTM B 117	09/15/97
Factory Mutual	3006246	FM 4471	10/04/2000



APPROVED ASSEMBLY:

System:	Aluminum Zip Rib Standing Seam Roof Panel 12" Wide Panel
Deck Type:	22 ga. Steel for Field Conditions 20 ga. Steel for Perimeter and Corner Conditions
Deck Description:	ASTM A 653 Grade 80 Type B Steel Deck.
Slope Range:	2": 12" or greater
Maximum Uplift Pressure:	See Table A below

Deck Attachment:	Minimum gage steel deck, <u>as specified below in Table A</u> , shall be secured 6" o.c. to structural supports spaced a maximum of 5 ft o.c. with #12-14 x 1-1/4" TRAXX/5 screws fastened at the bottom of each flute (6" o.c.). Deck sidelaps shall be fastened 15" o.c. with #12 x 3/4" screws.
Insulation:	1" thick of an approved polyisocyanurate having a current NOA with a minimum 25 psi compressive strength fastened with approved fasteners and plates. Fastening density shall be in compliance with applicable Building Code and Roofing Application Standard RAS 117. Insulation boards shall be preliminary attached, prior to the installation of the "Fire Barrier Board" at a minimum application rate of two fasteners per board for insulation boards having no dimension greater than 4 ft., and four fasteners for any insulation board having no dimension greater than 8 ft.
Underlayment:	Minimum one layer of Titanium UDL 30 Synthetic Roofing Underlayment mechanically fastened to the deck with approved tin caps and fasteners in a pattern listed in current NOA. Followed by one layer of Titanium PSU 30 Synthetic Roofing Underlayment self-adhered over the anchor sheet, installed as per current NOA.
Fire Barrier Board:	Any approved fire barrier having a current NOA. Refer to a current fire directory listing for fire ratings of this roofing system assembly as well as the location of the fire barrier within the assembly. See Limitation # 1.
Valleys:	Valley construction shall be in compliance with Roofing Application Standard RAS 133 and with Merchant & Evans, Inc.'s current published installation instructions.



Metal Panels and Accessories:

Install the "Merchant & Evans, Inc. **Zip Rib** Aluminum Standing Seam Panels" and accessories in compliance with Merchant & Evans, Inc.'s current, published installation instructions and details. Flashing, penetrations, valley construction and other details shall be constructed in compliance with the minimum requirements provided in Roofing Application Standards RAS 133.

Panels shall be installed with approved clips as listed in **Table A**, attached to substrate with two (2) #14 corrosion resistant fasteners of sufficient length to penetrate through the bottom flute of steel deck a minimum of ¾". Clip fastening shall not exceed the spacing listed below in **Table A**, see drawings herein. Standing seams shall be mechanically seamed with an electric power seamer for the finish crimp.

TABLE A
MAXIMUM DESIGN PRESSURES FOR 12" WIDE PANEL

Roof Areas	Field	Perimeter and Corner¹
Maximum Design Pressures	-172.5 psf	-195 psf
Clip Type	#2080	#2080E
Maximum Clip Spacing	24" o.c.	18" o.c.
Minimum Gage Type B-Deck	22 ga.	20 ga.
1. Extrapolation shall not be allowed		

LIMITATIONS

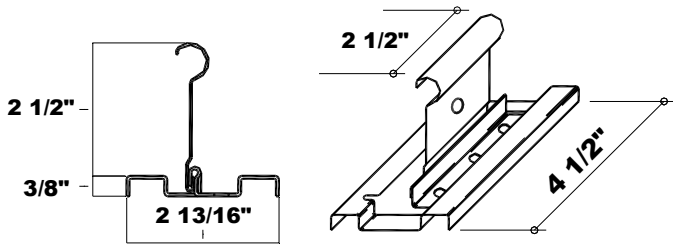
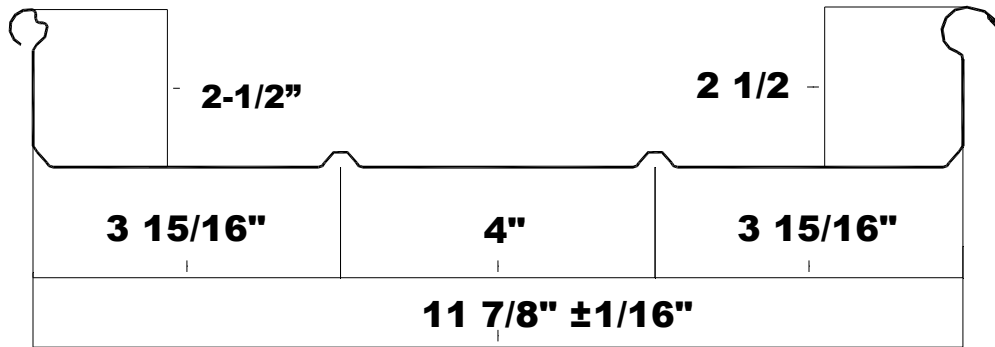
1. Fire classification is not part of this acceptance; refer to a current Approved Roofing Materials Directory for fire ratings of this product.
2. The maximum designed pressure listed herein shall be applicable to all roof pressure zones (i.e. field, perimeters, and corners). Neither rational analysis, nor extrapolation shall be permitted for enhanced fastening at enhanced pressure zones (i.e. perimeters, extended corners and corners).
3. Panels may be rolls formed in continuous lengths from eave to ridge. Maximum lengths shall be as described in Roofing Application Standard RAS 133
4. All panels shall be permanently labeled with the manufacturer's name and/or logo, and the following statement: "Miami-Dade County Product Control Approved" **or** with the Miami-Dade County Product Control Seal as seen below. All clips shall be permanently labeled with the manufacturer's name and/or logo, and/or model.



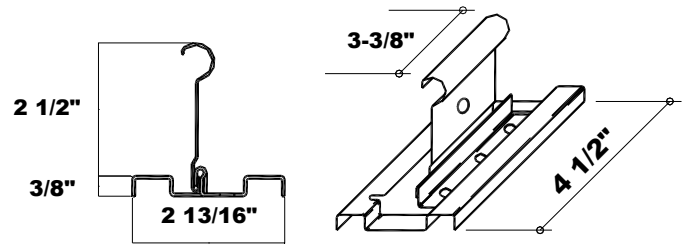
5. All products listed herein shall have a quality assurance audit in accordance with the Florida Building Code and Rule 61G20-3 of the Florida Administrative Code.



PROFILE DRAWINGS

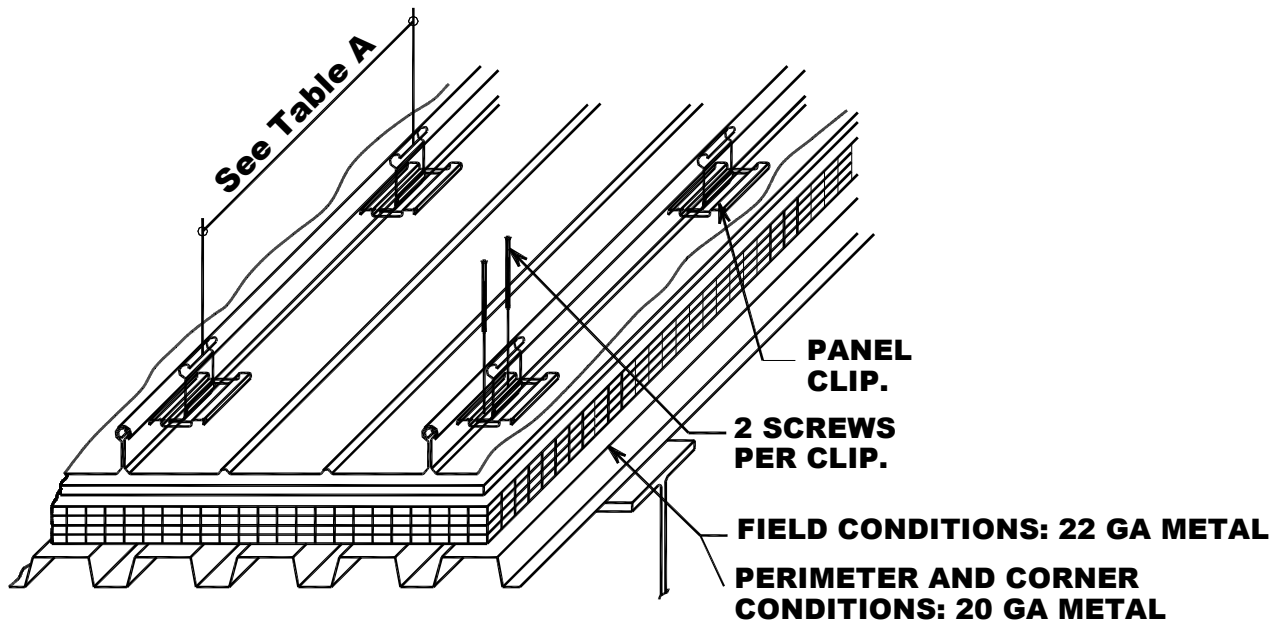
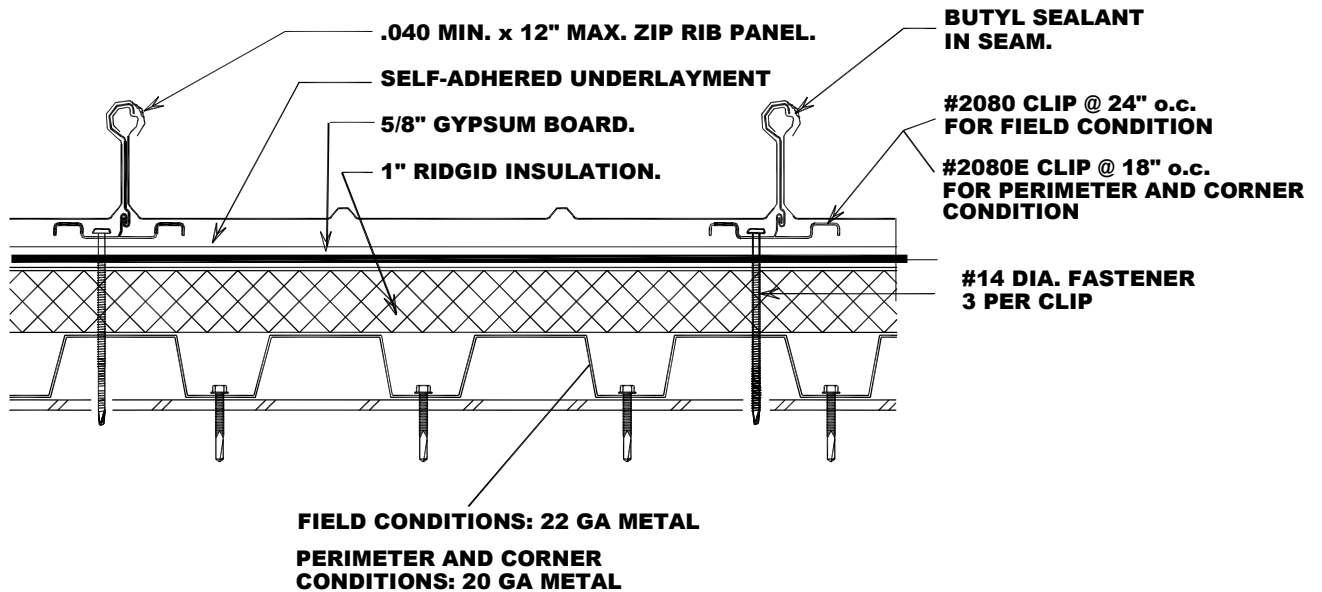


**2080 PANEL CLIP
FOR FIELD CONDITION**



**2080E PANEL CLIP
FOR PERIMETER AND
CORNER CONDITION**

PROFILE DRAWINGS CONT.



END OF THIS ACCEPTANCE