



DEPARTMENT OF REGULATORY AND ECONOMIC RESOURCES (RER)
BOARD AND CODE ADMINISTRATION DIVISION
NOTICE OF ACCEPTANCE (NOA)

MIAMI-DADE COUNTY
PRODUCT CONTROL SECTION
11805 SW 26 Street, Room 208
Miami, Florida 33175-2474
T (786) 315-2590 F (786) 315-2599
www.miamidade.gov/economy

ACME Engineering and Manufacturing Corporation
1820 N. York Street
Muskogee, OK 74403

SCOPE: This NOA is being issued under the applicable rules and regulations governing the use of construction materials. The documentation submitted has been reviewed and accepted by Miami-Dade County RER-Product Control Section to be used in Miami Dade County and other areas where allowed by the Authority Having Jurisdiction (AHJ).

This NOA shall not be valid after the expiration date stated below. The Miami-Dade County Product Control Section (In Miami Dade County) and/or the AHJ (in areas other than Miami Dade County) reserve the right to have this product or material tested for quality assurance purposes. If this product or material fails to perform in the accepted manner, the manufacturer will incur the expense of such testing and the AHJ may immediately revoke, modify, or suspend the use of such product or material within their jurisdiction. RER reserves the right to revoke this acceptance, if it is determined by Miami-Dade County Product Control Section that this product or material fails to meet the requirements of the applicable building code. This product is approved as described herein, and has been designed to comply with the Florida Building Code, including the High Velocity Hurricane Zone.

DESCRIPTION: Series PV260, PV300 & PV365 Aluminum Rooftop Exhaust Fans

APPROVAL DOCUMENT: Drawing No. **686790**, titled "Large Size PV Hurricane Fans" sheets 1 through 3 of 3, dated 03/26/2013, with revision C dated 04/16/2018, prepared by ACME Engineering and Manufacturing Corporation, signed and sealed by Richard Boyette, P.E., bearing the Miami-Dade County Product Control renewal stamp with the Notice of Acceptance number and expiration date by the Miami-Dade County Product Control Section.

MISSILE IMPACT RATING: Large and Small Missile Impact Resistant

LABELING: Each unit shall bear a permanent label with the manufacturer's name or logo, city, state, model/series, and following statement: "Miami-Dade County Product Control Approved", unless otherwise noted herein.

RENEWAL of this NOA shall be considered after a renewal application has been filed and there has been no change in the applicable building code negatively affecting the performance of this product.

TERMINATION of this NOA will occur after the expiration date or if there has been a revision or change in the materials, use, and/or manufacture of the product or process. Misuse of this NOA as an endorsement of any product, for sales, advertising or any other purposes shall automatically terminate this NOA. Failure to comply with any section of this NOA shall be cause for termination and removal of NOA.

ADVERTISEMENT: The NOA number preceded by the words Miami-Dade County, Florida, and followed by the expiration date may be displayed in advertising literature. If any portion of the NOA is displayed, then it shall be done in its entirety.

INSPECTION: A copy of this entire NOA shall be provided to the user by the manufacturer or its distributors and shall be available for inspection at the job site at the request of the Building Official.

This NOA **renews NOA # 18-0620.08** and consists of this page 1 and evidence pages E-1 and E-2, as well as approval document mentioned above.

The submitted documentation was reviewed by **Carlos M. Utrera, P.E.**



Carlos M. Utrera
06/02/2019

NOA No. 19-0618.01
Expiration Date: July 24, 2024
Approval Date: July 11, 2019
Page 1

ACME Engineering and Manufacturing Corporation

NOTICE OF ACCEPTANCE: EVIDENCE SUBMITTED

1. Evidence submitted under previous NOA's
- A. **DRAWINGS “Submitted under NOA # 15-1203.07”**
 1. Drawing No. **686790**, titled “Large Size PV Hurricane Fans” sheets 1 through 3 of 3, dated 03/26/2013, with revision B dated 04/20/2016, prepared by ACME Engineering and Manufacturing Corporation, signed and sealed by Richard Boyette, P.E.
- B. **TESTS “Submitted under NOA # 15-1203.07”**
 1. Test report on Uniform Static Air Pressure Test per FBC, TAS 202-94 of CH62 and CH68 Roof Curbs, prepared by Intertek/Architectural Testing, Inc., Test Report No. **E1749.01-801-44**, dated 11/05/2014, with Revision 1 dated 07/16/2015, signed and sealed by Joseph A. Reed, P.E.

“Submitted under NOA # 14-0505.11”
 2. Test report on 1) Uniform Static Air Pressure Test per FBC, TAS 202-94
2) Large Missile Impact Test per FBC, TAS 201-94,
3) Tensile Strength Test per ASTM E8,
along with marked-up drawings and installation diagram of Model PV260 and PV365 Aluminum Exhaust Fans, prepared by Architectural Testing, Inc., Test Report No. **C9311.01-801-18**, dated 11/14/2013, signed and sealed by Vinu J. Abraham, P.E.
- C. **CALCULATIONS “Submitted under NOA # 15-1203.07”**
 1. Anchor calculations prepared by Rick Boyette Consulting Inc., dated 04/20/2016, signed and sealed by Richard Boyette, P.E.

“Submitted under NOA # 14-0505.11”
 2. Anchor calculations prepared by Rick Boyette Consulting Inc., dated 03/14/2014, signed and sealed by Richard Boyette, P.E.
- D. **QUALITY ASSURANCE**
 1. Miami-Dade Department of Regulatory and Economic Resources (RER)
- E. **MATERIAL CERTIFICATIONS**
 1. None.
- F. **STATEMENTS “Submitted under NOA # 15-1203.07”**
 1. Statement letter of code conformance to the 5th edition (2014) FBC issued by Rick Boyette Consulting, Inc, dated 04/20/2016, signed and sealed by Richard Boyette, P.E.
 2. Statement letter of no financial interest issued by Rick Boyette Consulting, Inc, dated 06/29/2015, signed and sealed by Richard Boyette, P.E.


06/02/2019

Carlos M. Utrera, P.E.
Product Control Examiner
NOA No. 19-0618.01
Expiration Date: July 24, 2024
Approval Date: July 11, 2019

NOTICE OF ACCEPTANCE: EVIDENCE SUBMITTED

2. Evidence submitted under NOA # 18-0620.08

A. DRAWINGS

1. Drawing No. **686790**, titled "Large Size PV Hurricane Fans" sheets 1 through 3 of 3, dated 03/26/2013, with revision C dated 04/16/2018, prepared by ACME Engineering and Manufacturing Corporation, signed and sealed by Richard Boyette, P.E.

B. TESTS

1. None.

C. CALCULATIONS

1. Anchor calculations prepared by Rick Boyette Consulting Inc., dated 05/22/2018, signed and sealed by Richard Boyette, P.E.

D. QUALITY ASSURANCE

1. Miami-Dade Department of Regulatory and Economic Resources (RER)

E. MATERIAL CERTIFICATIONS

1. None.

F. STATEMENTS

1. Statement letter of code conformance to the 6th edition (2017) FBC issued by Rick Boyette Consulting, Inc, dated 05/22/2018, signed and sealed by Richard Boyette, P.E.
2. Statement letter of no financial interest issued by Rick Boyette Consulting, Inc, dated 05/26/2018, signed and sealed by Richard Boyette, P.E.

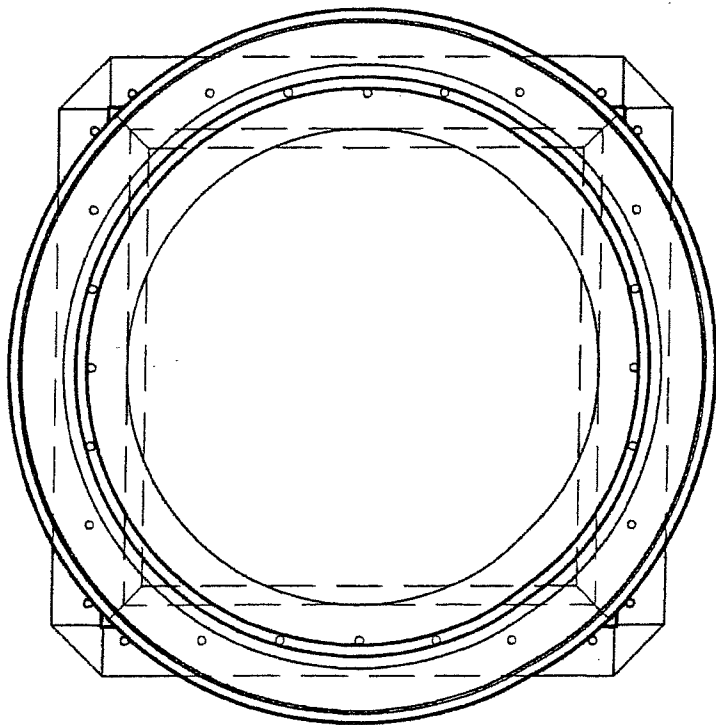


06/02/2019

Carlos M. Utrera, P.E.
Product Control Examiner
NOA No. 19-0618.01
Expiration Date: July 24, 2024
Approval Date: July 11, 2019

Large Missile Impact Resistant
Max rated design pressure : +100.0 / -175.0 PSF

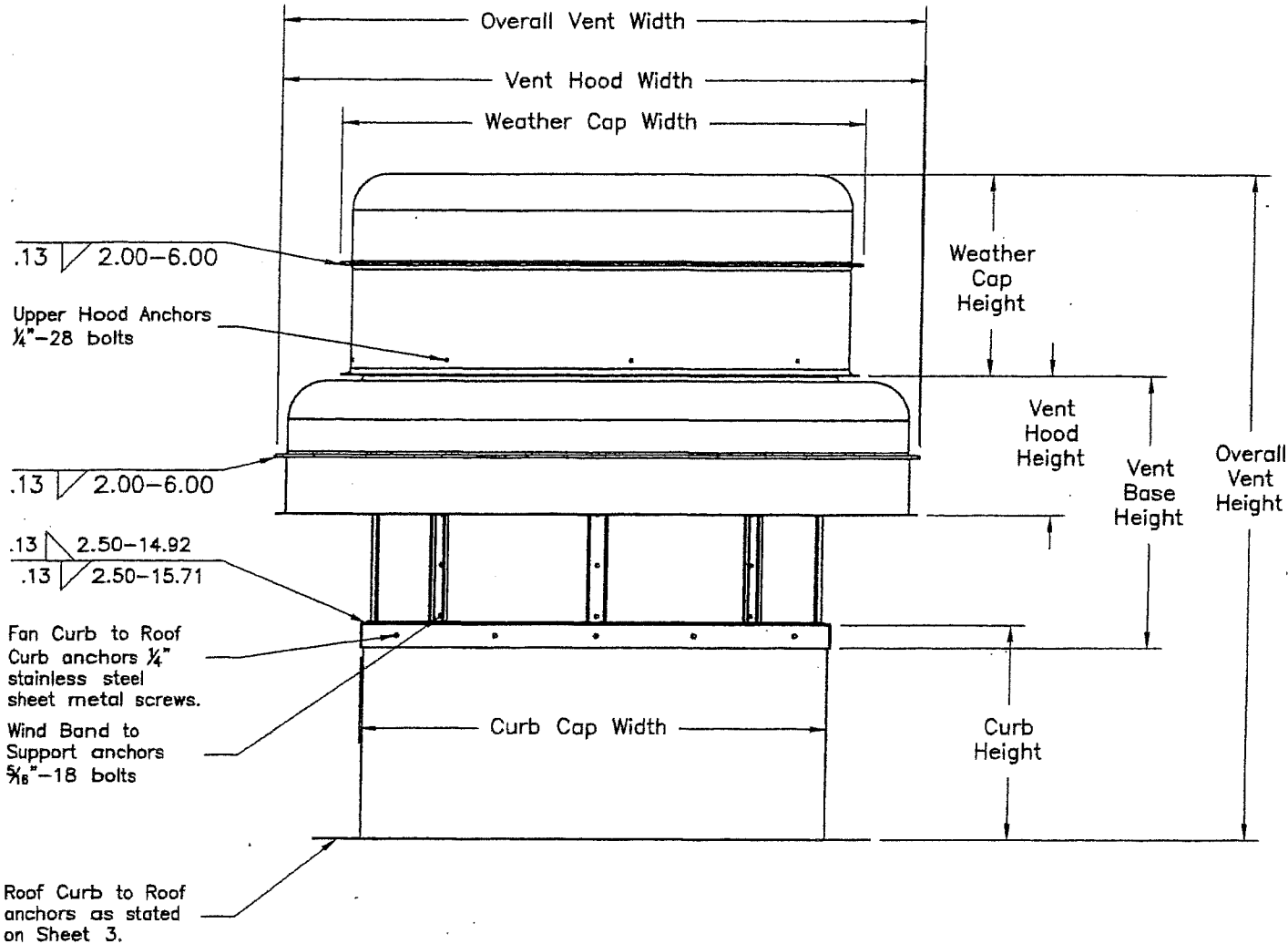
- Notes:
- a. This rooftop exhaust fan has been designed to comply with the 2017 FBC ASCE 7-10.
 - b. Roof structure must be designed to withstand the weight and loading transmitted by this rooftop exhaust fan.
 - c. This approval is for the structural capacity of the exterior housing only. It does not include any interior mechanism and/or electrical part.
 - d. This rooftop exhaust fan has not been tested for wind driven rain according to Florida Building Code, TAS 100(A). It cannot be installed within the ridge area FBC 1523.6.5.2.13.
 - e. All fasteners must be corrosion resistant.



Plan View

PRODUCT REVISED
as complying with the Florida
Building Code
NOA-No. **18-0620.08**
Expiration Date **07/24/2019**
By *[Signature]*
Miami-Dade Product Control

PRODUCT RENEWED
as complying with the Florida
Building Code
NOA-No. **19-0618.01**
Expiration Date **07/24/2024**
By *[Signature]*
Miami-Dade Product Control




Elevation View - Installation

All dimensions are in inches unless otherwise noted.

Model	Dimensions									Maximum Weight (lbs)			Number of Anchors		
	Overall Vent Width	Overall Vent Height	Vent Hood Width	Vent Hood Height	Curb Cap Width	Curb Height	Vent Base Height	Weather Cap Width	Weather Cap Height	Fan	Curb	Total	Fan Curb to Roof Curb	Wind Band to Supports	Upper Hood
PV260	53.00	77.00	53.00	11.77	40.00	8 to 42	23.81	42.60	19.60	319	44	363	24	24	8
PV300	53.00	77.00	53.00	11.77	40.00	8 to 42	23.81	42.60	19.60	365	44	409	24	24	8
PV365	64.00	86.00	64.00	13.08	46.00	8 to 42	24.25	48.60	20.92	466	51	517	28	24	8

Note: Width = Length



Richard Boyette, FL PE #42485
Rick Boyette Consulting Inc - CoA #9707
4031 Coconut Blvd
Royal Palm Beach FL 33411
561-790-5766

DWG NO. **686790** Sheet **1/3**

TITLE **LARGE SIZE PV HURR. FANS**

MAT'L
DRAFTER **TGB** DATE **3/26/13**
DESIGN ENG. **TGB 3/26/13** RELEASED
CHKD BY **MFG.** SCALE **NTS**
TOLERANCES
0"-18" = ±.030"
18"-30" = ±.060"
30"-50" = ±.120"
50" & UP = ±.180"

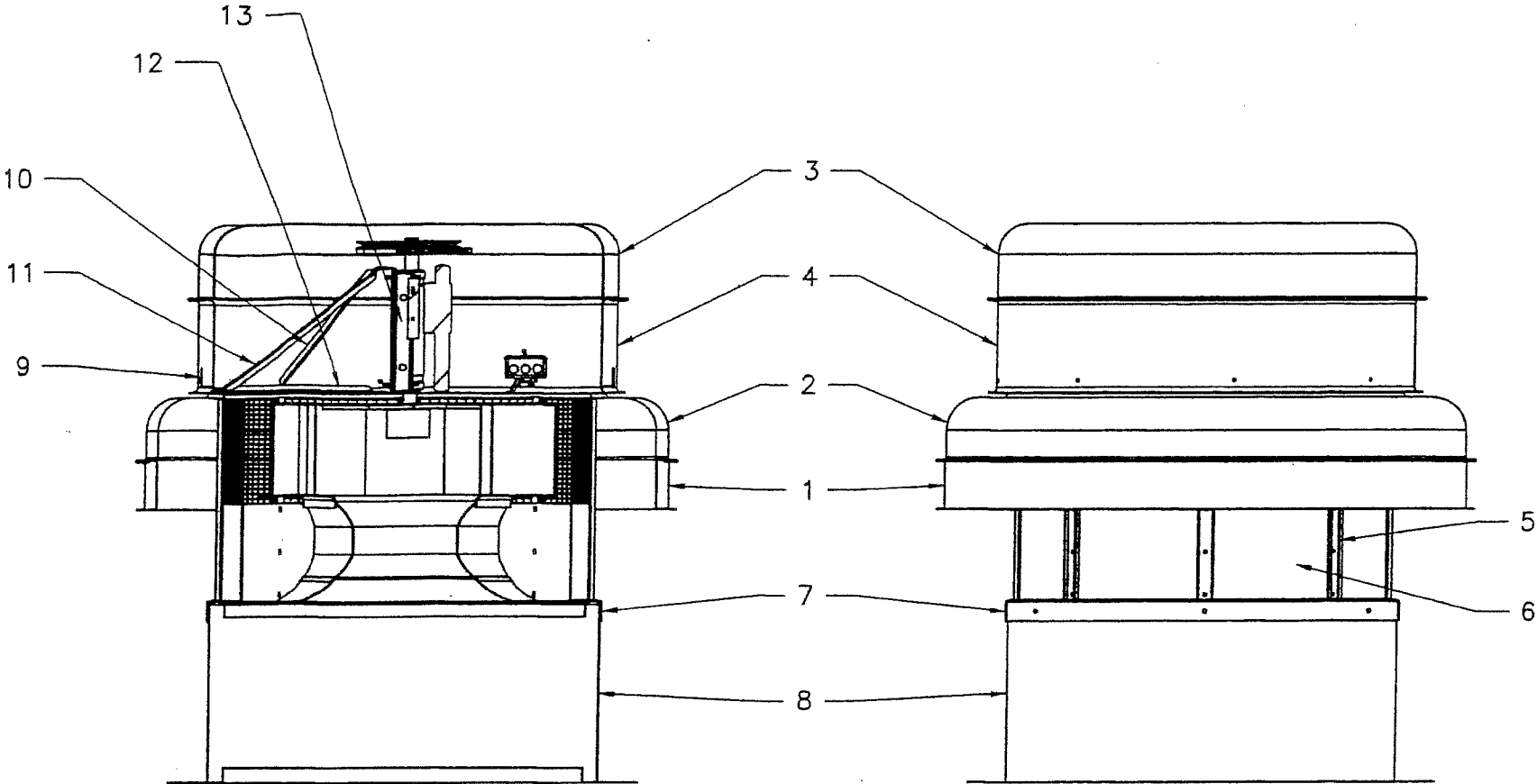
LET.	REVISION RECORD	BY	CKD.	DATE
A	REVISED FOR FLORIDA BUILDING CODE 2014	TCR	TGB	6/2/15
B	REVISED FOR 42" TALL CURBS	TCR	TGB	4/20/16
C	REVISED FOR 2017 FBC	MTJ	AS	4/16/18

Acme Engineering & Manufacturing Corp.
1820 N. York Street
Muskogee, OK 74403
918-682-7791

Large Missile Impact Resistant
Max rated design pressure : +100.0 / -175.0 PSF

Item	Part Description	Material Description
1	Hood Lower Part	.100 3003-H14 ALUMINUM
2a	PV260/PV300 Hood Upper Part	.050 3003-0 ALUMINUM
2b	PV365 Hood Upper Part	.080 3003-0 ALUMINUM
3	Weather Cap Upper Part	.050 3003-0 ALUMINUM
4	Weather Cap Lower Part	.080 3003-H14 ALUMINUM
5	Mounting Struts	10 GA G90 GALVANIZED STEEL
6	Collar	.080 3003-H14 ALUMINUM
7	Base	.080 3003-H14 ALUMINUM
8	Curb	16 GA G90 GALVANIZED STEEL
9	HOOD SUPPORT BRACKET	.080 3003-H14 ALUMINUM
10	MOTOR STRUT	12 GA G90 GALVANIZED STEEL
11	BEARING STRUT	12 GA G90 GALVANIZED STEEL
12	HORIZONTAL STRUT	12 GA G90 GALVANIZED STEEL
13	DRIVE BASE	12 GA G90 GALVANIZED STEEL


Typical Material tolerances		
Material Description	Nominal thickness	Tolerance +/-
.050 3003 ALUMINUM	.050"	.004"
.080 3003 ALUMINUM	.080"	.004"
.100 3003 ALUMINUM	.100"	.005"
16 GA G90 GALVANIZED STEEL	.063"	.006"
12 GA G90 GALVANIZED STEEL	.108"	.009"
10 GA G90 GALVANIZED STEEL	.138"	.009"



- Notes:
- a. This rooftop exhaust fan has been designed to comply with the 2017 FBC.
 - b. Roof structure must be designed to withstand the weight and loading transmitted by this rooftop exhaust fan.
 - c. This approval is for the structural capacity of the exterior housing only. It does not include any interior mechanism and/or electrical part.
 - d. This rooftop exhaust fan has not been tested for wind driven rain according to Florida Building Code, TAS 100(A). It cannot be installed within the ridge area FBC 1523.6.5.2.13.
 - e. All fasteners must be corrosion resistant.

PRODUCT RENEWED
as complying with the Florida
Building Code
NOA-No. **19-0618.01**
Expiration Date **07/24/2024**
By *[Signature]*
Miami-Dade Product Control

PRODUCT REVISED
as complying with the Florida
Building Code
NOA-No. **18-0620.08**
Expiration Date **07/24/2019**
By *[Signature]*
Miami-Dade Product Control



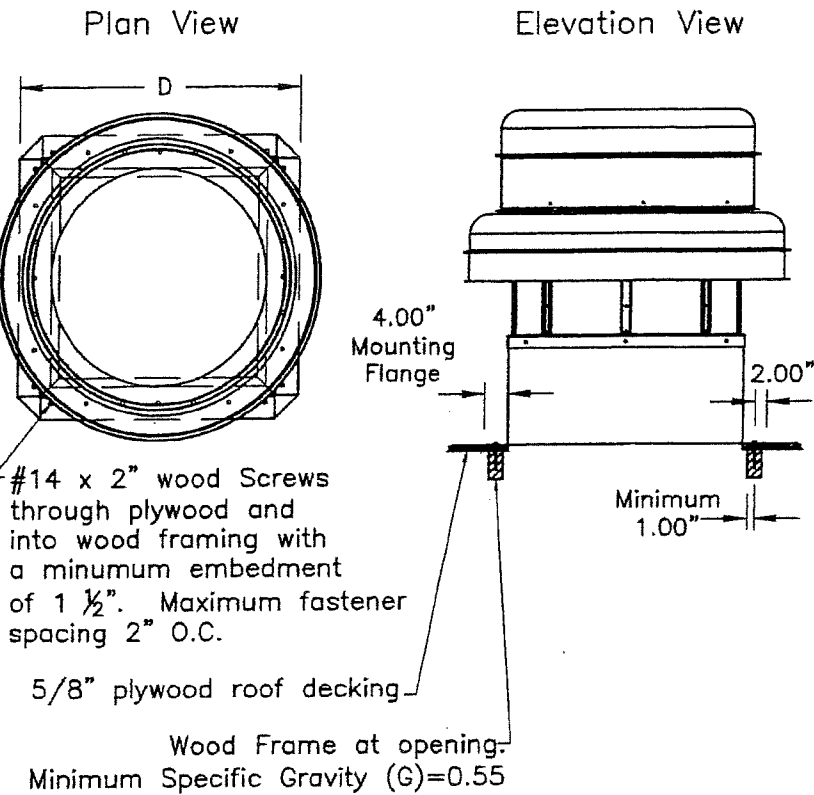
Richard Boyette, FL PE #42485
Rick Boyette Consulting Inc - CoA #9707
4031 Coconut Blvd
Royal Palm Beach FL 33411
561-790-5766

DWG NO.	686790	Sheet 2/3	LET.	REVISION RECORD	BY	CKD.	DATE
TITLE				A	REVISED FOR FLORIDA BUILDING CODE 2014	TCR	TGB 6/2/15
MAT'L				B	REVISED FOR 42" TALL CURBS	TCR	TGB 4/20/16
DRAFTER				C	REVISED FOR 2017 FBC	MTJ	AS 4/16/18
DESIGN							
ENG.							
CHKD							
BY							
DATE							
RELEASED							
SCALE							
MFG.							
TOLERANCES							
0"-18"=±.030"							
18"-30"=±.060"							
30"-50"=±.120"							
50"& UP=±.180"							

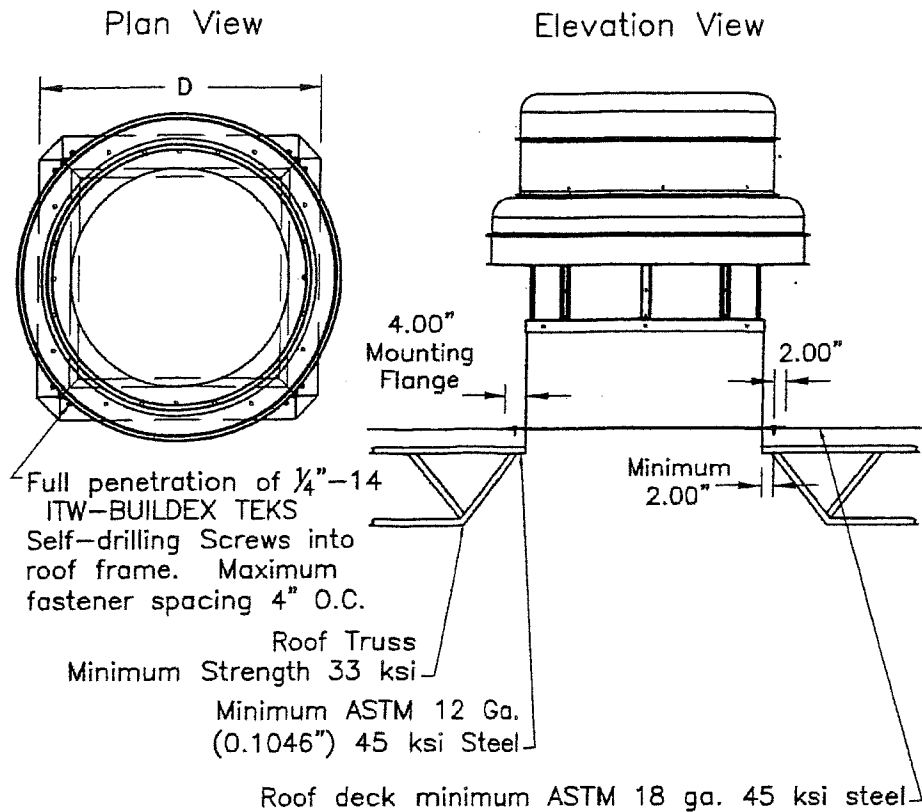
Acme Engineering &
Manufacturing Corp.
1820 N. York Street
Muskogee, OK 74403
918-682-7791

Large Missile Impact Resistant
Max rated design pressure : +100.0 / -175.0 PSF

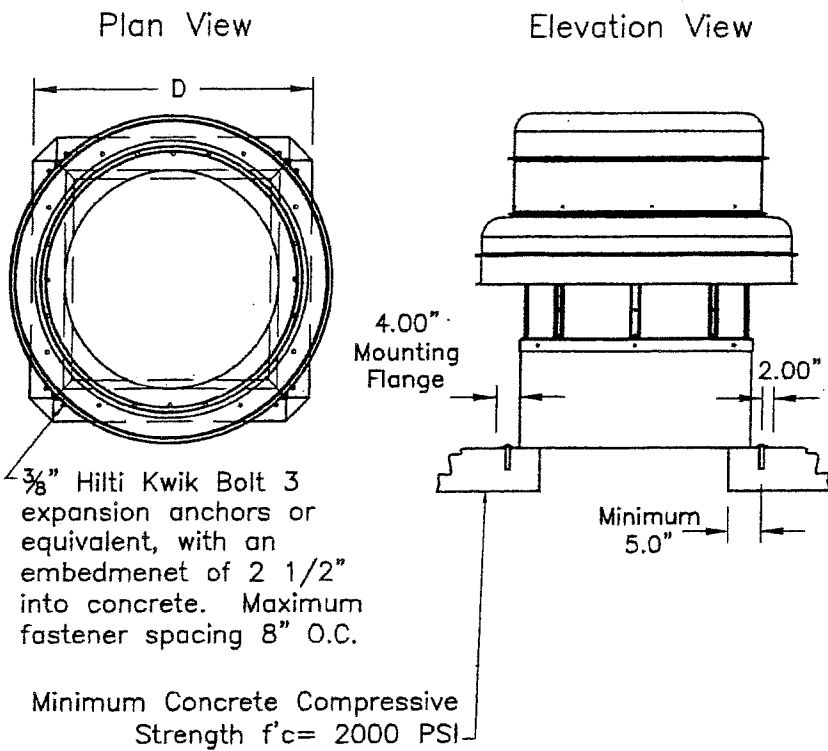
Wood Deck Installation




Metal Building Installation



Concrete Deck Installation



All dimensions are in inches unless otherwise noted.



Richard Boyette, FL PE #42485
Rick Boyette Consulting Inc - CoA #9707
4031 Coconut Blvd
Royal Palm Beach FL 33411
352-790-5766

PRODUCT REVISED
as complying with the Florida
Building Code
NOA-No. **18-0620.08**
Expiration Date **07/24/2019**
By *[Signature]*
Miami-Dade Product Control

PRODUCT RENEWED
as complying with the Florida
Building Code
NOA-No. **19-0618.01**
Expiration Date **07/24/2024**
By *[Signature]*
Miami-Dade Product Control

Roof Curb to Roof Anchors				
Installation Type	Wood Deck	Metal Building	Concrete deck	
Anchor Type	#14 X 2" Wood Screws	1/4" Self Drilling Screws	3/8" Hilti Kwik Bolt 3 or equiv.	
Size	D	# Anchors	# Anchors	# Anchors
PV260	47.7	100	40	24
PV300	47.7	100	40	24
PV365	53.7	136	48	28

Fasteners are equally spaced all around 4 equal length sides.

DWG NO. 686790 Sheet 3/3

TITLE LARGE SIZE ROOF MOUNT PV HURR. FANS

MAT'L
DRAFTER TGB DATE 3/26/13
DESIGN ENG. TGB 3/26/13 RELEASED
CHKD BY MFG. SCALE NTS
TOLERANCES
0"-18"=±.030"
18"-30"=±.060"
30"-50"=±.120"
50"& UP=±.180"

LET.	REVISION RECORD	BY	CKD.	DATE
A	REVISED FOR FLORIDA BUILDING CODE 2014	TCR	TGB	6/2/15
B	REVISED FOR 42" TALL CURBS	TCR	TGB	4/20/16
C	REVISED FOR 2017 FBC	MTJ	AS	4/16/18

Acme Engineering & Manufacturing Corp.
1820 N. York Street
Muskogee, OK 74403
918-682-7791