



DEPARTMENT OF REGULATORY AND ECONOMIC RESOURCES (RER)
BOARD AND CODE ADMINISTRATION DIVISION

MIAMI-DADE COUNTY
PRODUCT CONTROL SECTION
11805 SW 26 Street, Room 208
Miami, Florida 33175-2474
T (786) 315-2590 F (786) 315-2599
www.miamidade.gov/economy

NOTICE OF ACCEPTANCE (NOA)

Metal Alliance, Inc.
2120 SW Poma Drive
Palm, City, FL. 33490

SCOPE:

This NOA is being issued under the applicable rules and regulations governing the use of construction materials. The documentation submitted has been reviewed and accepted by Miami-Dade County RER - Product Control Section to be used in Miami-Dade County and other areas where allowed by the Authority Having Jurisdiction (AHJ).

This NOA shall not be valid after the expiration date stated below. The Miami-Dade County Product Control Section (In Miami-Dade County) and/or the AHJ (in areas other than Miami-Dade County) reserve the right to have this product or material tested for quality assurance purposes. If this product or material fails to perform in the accepted manner, the manufacturer will incur the expense of such testing and the AHJ may immediately revoke, modify, or suspend the use of such product or material within their jurisdiction. RER reserves the right to revoke this acceptance, if it is determined by Miami-Dade County Product Control Section that this product or material fails to meet the requirements of the applicable building code.

This product is approved as described herein and has been designed to comply with the Florida Building Code including the High Velocity Hurricane Zone of the Florida Building Code.

DESCRIPTION: 3/4" Corrugated Steel Panel over Wood Deck

LABELING: Each unit shall bear a permanent label with the manufacturer's name or logo, city, state and following statement: "Miami-Dade County Product Control Approved", unless otherwise noted herein.

RENEWAL of this NOA shall be considered after a renewal application has been filed and there has been no change in the applicable building code negatively affecting the performance of this product.

TERMINATION of this NOA will occur after the expiration date or if there has been a revision or change in the materials, use, and/or manufacture of the product or process. Misuse of this NOA as an endorsement of any product, for sales, advertising or any other purposes shall automatically terminate this NOA. Failure to comply with any section of this NOA shall be cause for termination and removal of NOA.

ADVERTISEMENT: The NOA number preceded by the words Miami-Dade County, Florida, and followed by the expiration date may be displayed in advertising literature. If any portion of the NOA is displayed, then it shall be done in its entirety.

INSPECTION: A copy of this entire NOA shall be provided to the user by the manufacturer or its distributors and shall be available for inspection at the job site at the request of the Building Official.

This NOA consists of pages 1 through 6.

The submitted documentation was reviewed by Alex Tigera.



NOA No.: 19-1209.46
Expiration Date: 09/09/26
Approval Date: 09/09/21
Page 1 of 6

ROOFING SYSTEM APPROVAL:

Category: Roofing
Sub-Category: Non-Structural Metal Panels
Material: Steel
Deck Type: Wood
Maximum Design Pressure -161 psf

TRADE NAMES OF PRODUCTS MANUFACTURED OR LABELED BY APPLICANT:

| <u>Product</u> | <u>Dimensions</u> | <u>Test Specifications</u> | <u>Product Description</u> |
|-----------------------------|---|-----------------------------------|---|
| 3/4" Corrugated Steel Panel | Length: various Height: 3/4" Width: 24-3/8" (21" coverage) And 34-1/2" (29-1/2" coverage) Thickness = 26 ga. Min. Yield Strength: 51.1 ksi. | TAS 110 | Corrosion resistant, coated, steel, corrugated panel. |
| Trim Pieces | L = varies W = varies Min. Thickness 26 ga. | TAS 110 | Standard flashing and trim pieces. Manufactured for each panel width. |

EVIDENCE SUBMITTED:

| <u>Test Agency</u> | <u>Test Identifier</u> | <u>Test Name/Report</u> | <u>Date</u> |
|---------------------------|-------------------------------|--------------------------------|--------------------|
| Intertek | K2132.14-450-18 R0 | TAS 100 | 10/09/20 |
| | K2132.07-450-44 R0 | TAS 125 | 10/18/19 |
| Valspar | | ASTM B 117 | 04/15/14 |
| | | ASTM G 152 | 04/15/14 |



NOA No.: 19-1209.46
Expiration Date: 09/09/26
Approval Date: 09/09/21
Page 2 of 6

APPROVED ASSEMBLIES:

| | |
|---------------------------------|--|
| System: | 3/4" Corrugated Steel Panel |
| Deck Type: | Wood, Non-insulated |
| Deck Description: | New Construction ¹⁹ / ₃₂ " or greater plywood or wood plank, or for re-roofing ¹⁵ / ₃₂ " or greater plywood. |
| Slope Range: | 2": 12" or greater |
| Maximum Uplift Pressure: | See Table A below |

| | |
|--------------------------------------|--|
| Deck Attachment: | In accordance with applicable Building Code, but in no case shall it be less than 8d annular ring shank nails spaced 6" o.c. In reroofing, where the deck is less than ¹⁹ / ₃₂ " thick (Minimum ¹⁵ / ₃₂ ") The above attachment method must be in addition to existing attachment. |
| Underlayment: | <p>Minimum underlayment shall be an ASTM D 226 Type II installed with a minimum 4" side-lap and 6" end-laps. Underlayment shall be fastened with corrosion resistant tin-caps and 12 gauge 1 1/4" annular ring-shank nails, spaced 6" o.c. at all laps and two staggered rows 12" o.c. in the field of the roll or any approved underlayment having a current NOA.</p> <p>Additionally, install a layer of a MFM Building Products Ultra HT Wind & Water Seal self-adhered underlayment, or Miami Dade Approved self-adhered underlayment that meets ASTM D 1970, on top of the ASTM D 226 Type II underlayment.</p> |
| Fire Barrier: | Any approved fire barrier having a current NOA. Refer to a current fire directory listing for fire ratings of this roofing system assembly as well as the location of the fire barrier within the assembly. See Limitation # 1. |
| Valleys: | Valley construction shall be in compliance with Roofing Application Standard RAS 133 and with the current published installation instructions and details in Metal Alliance Inc's Installation Manual. |
| Metal Panels and Accessories: | <p>Install the "3/4" Corrugated Steel Panel" including flashing penetrations, valleys, end laps and accessories in compliance with Metal Alliance Inc's current, published installation instructions and in compliance with the minimum requirements detailed in Roofing Application Standard RAS 133.</p> <p>3/4" Corrugated Steel Panel shall be secured with #9 HWH fasteners with, self-sealing washers, of sufficient length to penetrate through the deck at a minimum of 1/2". Fasteners shall be placed at the center of every other peak at a spacing listed below in Table A.</p> <p>Snap fit the female end of the adjacent panel over the clip/panel male assembly.</p> |

TABLE A
MAXIMUM DESIGN PRESSURES

| Roof Areas | Field | Perimeter and Corner ¹ |
|---------------------------------|-----------------|-----------------------------------|
| Maximum Design Pressures | -101 psf | -161 psf |
| Maximum Fastener Spacing | 24" o.c. | 12" o.c. |

1. Extrapolation shall not be allowed

LIMITATIONS

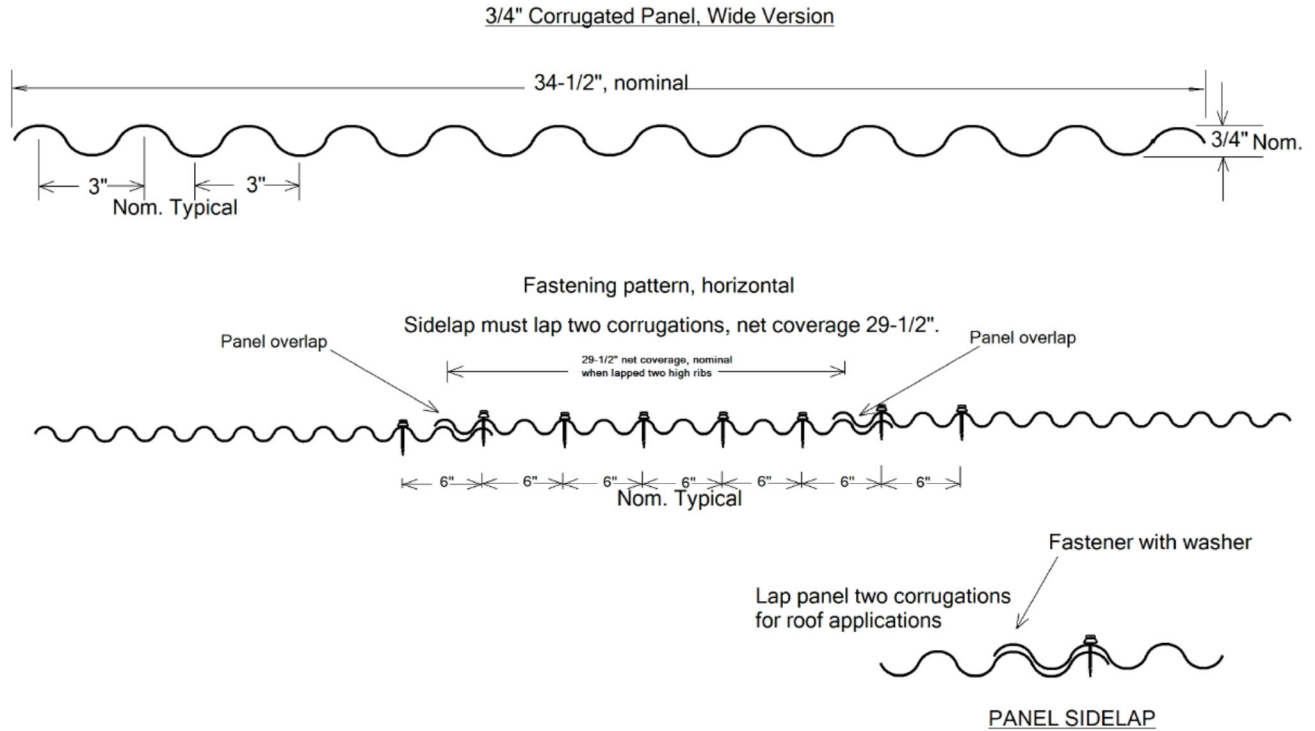
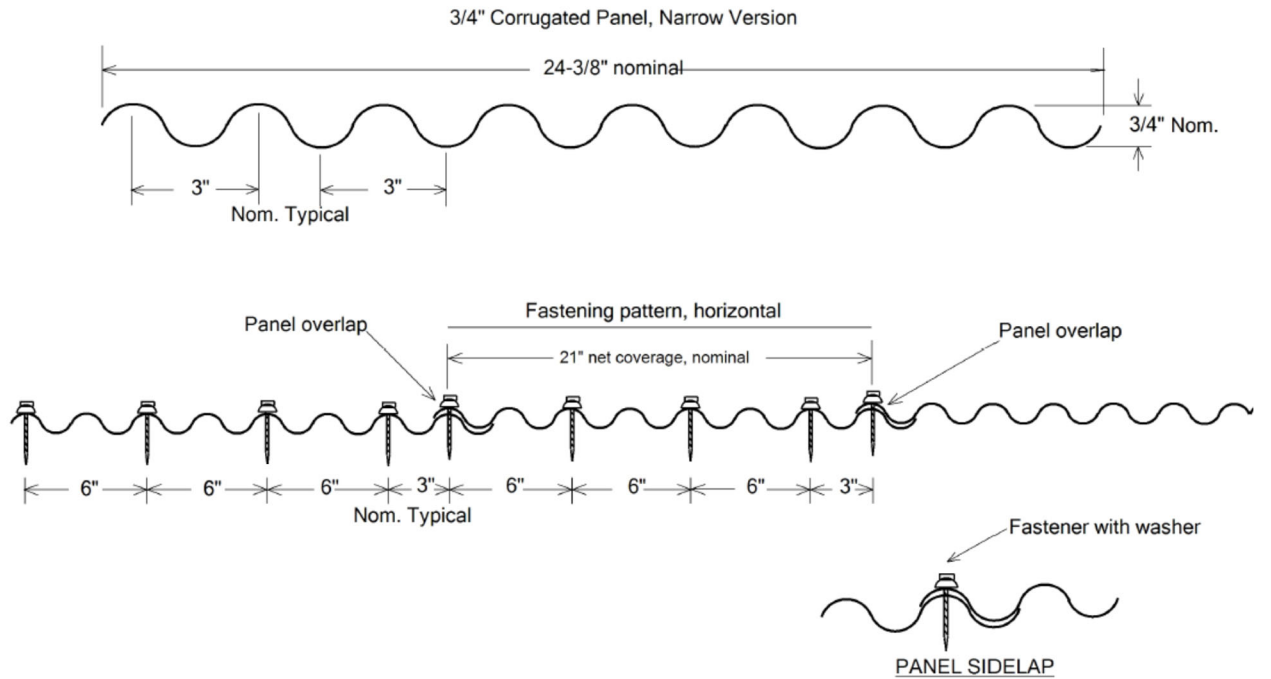
1. Fire classification is not part of this acceptance; refer to a current Approved Roofing Materials Directory for fire ratings of this product.
2. The maximum designed pressure listed herein shall be applicable to all roof pressure zones (i.e. field, perimeters, and corners). Neither rational analysis, nor extrapolation shall be permitted for enhanced fastening at enhanced pressure zones (i.e. perimeters, extended corners and corners).
3. Panel shall be roll formed in continuous lengths from eave to ridge. Maximum lengths shall be described in the Roofing Application Standard RAS 133.
4. All panels shall be permanently labeled with the manufacturer's name and/or logo, city and state of manufacturing facility, and the following statement: "Miami-Dade County Product Control Approved" **or** with the Miami-Dade County Product Control Seal as seen below. All clips shall be permanently labeled with the manufacturer's name and/or logo, and/or model.

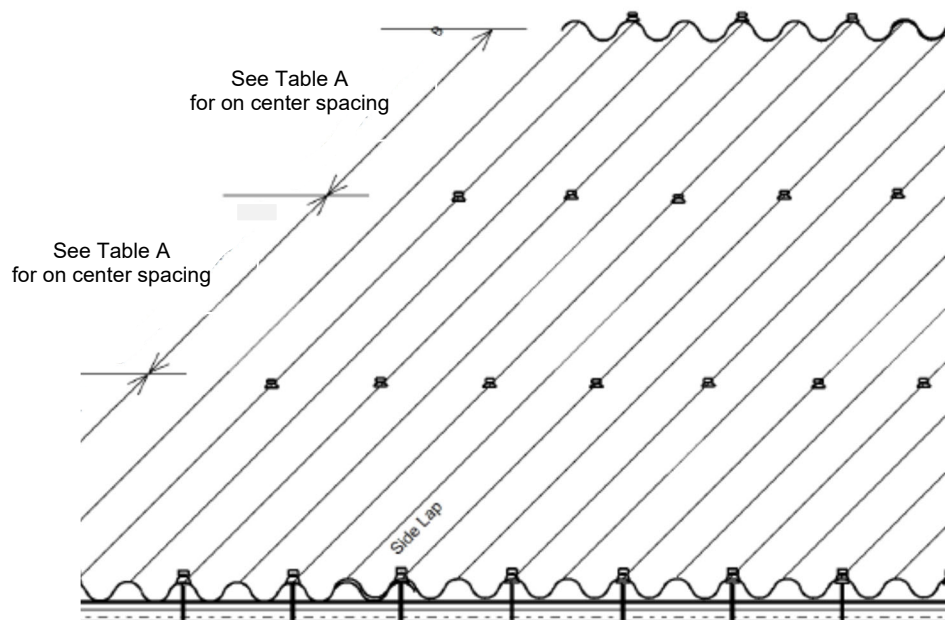


5. All products listed herein shall have a quality assurance audit in accordance with the Florida Building Code and Rule **61G20-3** of the Florida Administrative Code.



PROFILE DRAWINGS





END OF THIS ACCEPTANCE