



DEPARTMENT OF REGULATORY AND ECONOMIC RESOURCES (RER)
BOARD AND CODE ADMINISTRATION DIVISION

MIAMI-DADE COUNTY
PRODUCT CONTROL SECTION
11805 SW 26 Street, Room 208
Miami, Florida 33175-2474
T (786)315-2590 F (786) 315-2599

NOTICE OF ACCEPTANCE (NOA)

www.miamidade.gov/economy

Berridge Manufacturing Co.
1720 Maury Ave.
Houston, TX 77026-7199

SCOPE:

This NOA is being issued under the applicable rules and regulations governing the use of construction materials. The documentation submitted has been reviewed by the BCCO and accepted by the Building Code and Product Review Committee to be used in Miami Dade County and other areas where allowed by the Authority Having Jurisdiction (AHJ).

This NOA shall not be valid after the expiration date stated below. The BCCO (In Miami Dade County) and/or the AHJ (in areas other than Miami Dade County) reserve the right to have this product or material tested for quality assurance purposes. If this product or material fails to perform in the accepted manner, the manufacturer will incur the expense of such testing and the AHJ may immediately revoke, modify, or suspend the use of such product or material within their jurisdiction. BCCO reserves the right to revoke this acceptance, if it is determined by BCCO that this product or material fails to meet the requirements of the applicable building code.

This product is approved as described herein, and has been designed to comply with the Florida Building Code and the High Velocity Hurricane Zone of the Florida Building Code.

DESCRIPTION: Berridge Manufacturing Company Zee-Lock Aluminum Roof Panel

LABELING: Each unit shall bear a permanent label with the manufacturer's name or logo, city, state and following statement: "Miami-Dade County Product Control Approved", unless otherwise noted herein.

RENEWAL of this NOA shall be considered after a renewal application has been filed and there has been no change in the applicable building code negatively affecting the performance of this product.

TERMINATION of this NOA will occur after the expiration date or if there has been a revision or change in the materials, use, and/or manufacture of the product or process. Misuse of this NOA as an endorsement of any product, for sales, advertising or any other purposes shall automatically terminate this NOA. Failure to comply with any section of this NOA shall be cause for termination and removal of NOA.

ADVERTISEMENT: The NOA number preceded by the words Miami-Dade County, Florida, and followed by the expiration date may be displayed in advertising literature. If any portion of the NOA is displayed, then it shall be done in its entirety.

INSPECTION: A copy of this entire NOA shall be provided to the user by the manufacturer or its distributors and shall be available for inspection at the job site at the request of the Building Official.

This NOA consists of pages 1 through 7.

The submitted documentation was reviewed by *Freddy Semino*



NOA No.: 20-0902.06
Expiration Date: 01/07/26
Approval Date: 01/07/21
Page 1 of 7

ROOFING ASSEMBLY APPROVAL:

Category: Roofing
Sub-Category: Non-Structural Metal Roofing
Material: Aluminum
Deck Type: Wood/Steel
Maximum Design Pressure: See Tables A & B

TRADE NAMES OF PRODUCTS MANUFACTURED OR LABELED BY APPLICANT:

<u>Product</u>	<u>Dimensions</u>	<u>Test Specifications</u>	<u>Product Description</u>
Berridge Zee-Lock Panel	Length = varies Width = 16 1/2" Thickness = 0.032" Min. Yield Strength: 25.3 ksi	TAS 110 TAS 125	Aluminum, preformed, standing seam, coated panels
Berridge Floating Zee-Clip	l = 4-5/16" w = 1-1/2" h = 2- 1/16" Thickness Min. = Top: 0.30" Base: 0.0625"	TAS 114	Corrosion resistant, two-piece floating clips; stainless steel top and a galvanized steel bottom for metal panel installation.
Bearing Plate	l x w = 6" x 6" Thickness = 24 ga.	TAS 125	Custom shaped steel bearing plate.
Trim Pieces	l = varies w = varies Thickness = 0.032"	TAS 110	Standard flashing and trim pieces. Manufactured for each panel width.

MANUFACTURING LOCATIONS:

1. Houston, TX
2. San Antonio, TX
3. Seguin, TX

EVIDENCE SUBMITTED:

<u>Test Agency</u>	<u>Test Identifier</u>	<u>Test Name/Report</u>	<u>Date</u>
Force Engineering & Testing Inc.	49-0104T-19 B	TAS 125	07/26/2019
	49-0002T-16 A, B		02/03/2016
Force Engineering & Testing Inc.	49-0011T-20 A	TAS 125	02/21/2020
	49-0002T-16 C, D		02/03/2016
PRI Construction Materials Technologies LLC	151T0002	TAS 100	10/18/2019



NOA No.: 20-0902.06
Expiration Date: 01/07/26
Approval Date: 01/07/21
Page 2 of 7

APPROVED ASSEMBLIES:

SYSTEM A-1: Zee-Lock Aluminum Roof Panel

Deck Type: Wood, Non-insulated

Deck Description: New Construction or Re-roof 15/32" or greater plywood or wood plank.

Slope Range: 2": 12" or greater

Maximum Uplift Pressure: See Table A Below

Deck Attachment: Deck shall be attached in accordance with applicable Building Code, but in no case shall it be less than 8d x 2-1/2" galvanized ring shank roofing nails spaced 6" o.c. at roof perimeter and field. In reroofing, where the deck is less than 19/32" thick (Minimum 15/32") the above attachment method must be in addition to existing attachment.

Underlayment: Minimum underlayment shall be an ASTM D 226 Type II installed with a minimum 4" side-lap and 6" end-laps. Underlayment shall be fastened with corrosion resistant 32-gauge tin-caps and 12 gauge 1 1/4" annular ring-shank nails, spaced 6" o.c. at all laps and two staggered rows 12" o.c. in the field of the roll. Or, any approved underlayment having a current NOA.

Fire Barrier: Any approved fire barrier having a current NOA. Refer to a current fire directory listing for fire ratings of this roofing system assembly as well as the location of the fire barrier within the assembly. See Limitation # 1

Valleys: Valley construction shall be in compliance with Roofing Application Standard RAS 133 and with manufacturer's current published installation instructions.

Metal Panels and Accessories: Install the "Zee-Lock Steel Roof Panel" and accessories in compliance with Berridge Manufacturing Company's current published installation instructions and details. Flashing, penetrations, valley construction and other details shall be constructed in compliance with the minimum requirements provided in Roofing Application Standards RAS 133.

1. "Zee-Lock" Roof Panels shall be attached to the plywood substrate along its male rib using the approved clips (floating two-piece). Each clip shall be attached to the substrate with two (2) corrosion resistant #14-10 HWH screws of sufficient length to penetrate through the sheathing a minimum of 3/16" at a spacing as listed in **Table A** below.
Attach adjacent panel by placing the female rib over the male rib and clip.
2. Standing seams shall be mechanically seamed to a full 180 degrees seam (double lock).

TABLE A		
MAXIMUM DESIGN PRESSURES		
Roof Areas	Maximum Design Pressures	Maximum Fastener Spacing
Field	-82.25 psf.	24" o.c.
Perimeter and Corner¹	-191 psf.	6" o.c.

1. Extrapolation shall not be allowed



SYSTEM A-1: **Zee-Lock Aluminum Roof Panel**
Deck Type: Steel, Insulated
Deck Description: Metal roof deck 22 MSG Steel grade B. coated steel. Panel continuous over two or more spans without end-laps.
Slope Range: 2": 12" or greater
Maximum Uplift Pressure: **See Table A Below**

Deck Attachment: Minimum 22 gage steel deck shall be secured 12" o.c. to structural supports spaced a maximum of 5 ft o.c. with one (2) ¼"-14 x 1-1/4" long Hex Head screws fastened at the bottom of each flute (6" o.c.). Deck sidelaps shall be fastened 12" o.c. with #12-14 x 1" Hex Head stitch screws.

Insulation: (Requires a bearing plate (min.24ga.) for clip attachment) ¾" minimum up to a 6" maximum thickness of an approved rigid board insulation with current NOA having a minimum 20psi compressive strength fastened with approved fasteners and plates. Fastening density shall be in compliance with applicable Building Code and Roofing Application Standard RAS 117.

Underlayment: Minimum underlayment shall be an ASTM D 226 Type II installed with a minimum 4" sidelaps and 6" end-laps. Underlayment shall be fastened with corrosion resistant fasteners spaced 6" o.c. at all laps and two staggered rows 12" o.c. in the field of the roll. Or, any Miami-Dade County Product Control Approved underlayment having a current NOA.

Fire Barrier: Any approved fire barrier having a current NOA. Refer to a current fire directory listing for fire ratings of this roofing system assembly as well as the location of the fire barrier within the assembly. See Limitation # 1

Valleys: Valley construction shall be in compliance with Roofing Application Standard RAS 133 and with manufacturer's current published installation instructions.

Metal Panels and Accessories: Install the "Zee-Lock Steel Roof Panel" and accessories in compliance with Berridge Manufacturing Company's current published installation instructions and details. Flashing, penetrations, valley construction and other details shall be constructed in compliance with the minimum requirements provided in Roofing Application Standards RAS 133.

1. "Zee-Lock" Roof Panels shall be attached to the substrate along its male rib using the approved clips (floating two-piece). Each clip shall be attached to the substrate with two (2) corrosion resistant #14-13 low profile screws of sufficient length to penetrate the steel deck a minimum of 3/16" at a spacing as listed in **Table B** below.
Attach adjacent panel by placing the female rib over the male rib and clip.
2. Standing seams shall be mechanically seamed to a full 180 degree seam (double lock).
3. All clips are to be installed over a min. 24ga. Bearing Plate provided by Berridge, Inc.



TABLE A MAXIMUM DESIGN PRESSURES		
Roof Areas	Maximum Design Pressures	Maximum Fastener Spacing
Field	-112.25 psf.	24" o.c.
Perimeter and Corner ¹	-236 psf.	6" o.c.

1. Extrapolation shall not be allowed

LIMITATIONS

1. Fire classification is not part of this acceptance; refer to a current Approved Roofing Materials Directory for fire ratings of this product.
2. The maximum designed pressure listed herein shall be applicable to all roof pressure zones (i.e. field, perimeters, and corners). Neither rational analysis, nor extrapolation shall be permitted for enhanced fastening at enhanced pressure zones (i.e. perimeters, extended corners and corners).
3. Panels may be roll formed in continuous lengths from eave to ridge. Maximum lengths shall be as described in Roofing Application Standard RAS 133.
4. All panels shall be permanently labeled with the manufacturer's name and/or logo, city, state, and the following statement: "Miami-Dade County Product Control Approved" **or** with the Miami-Dade County Product Control Seal as seen below. All clips shall be permanently labeled with the manufacturer's name and/or logo, and/or model.



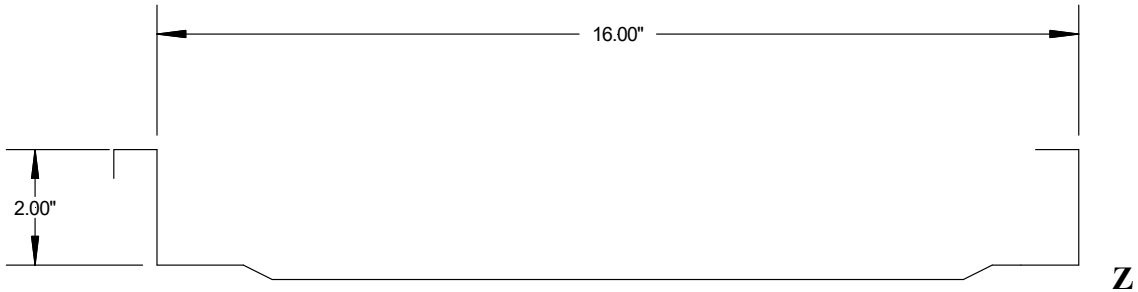
5. All products listed herein shall have a quality assurance audit in accordance with the Florida Building Code and Rule **61G20-3** of the Florida Administrative Code.



NOA No.: 20-0902.06
 Expiration Date: 01/07/26
 Approval Date: 01/07/21
 Page 5 of 7

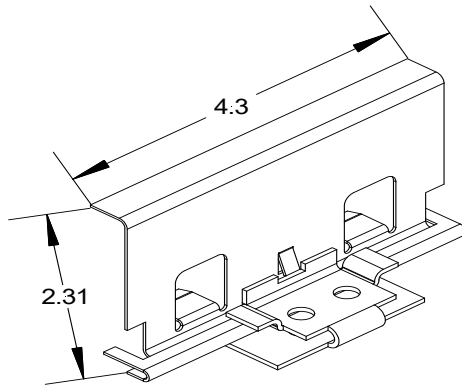
BERRIDGE MANUFACTURING COMPANY
ZEE-LOCK PANEL

PROFILE DRAWINGS

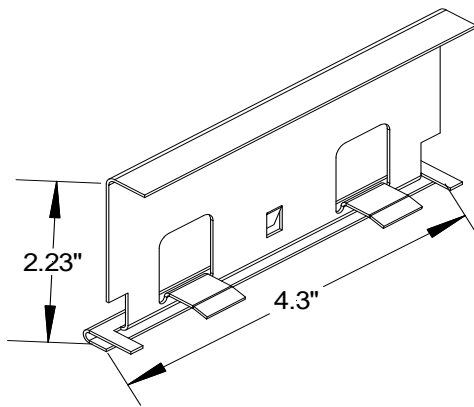


ZEE-LOCK PANEL PROFILE

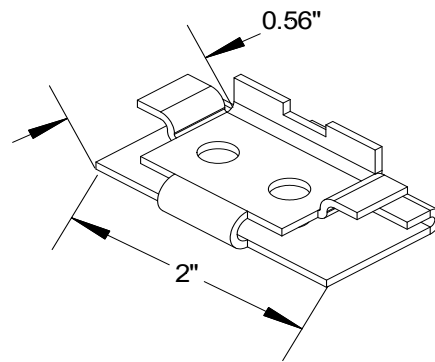
CLIP DETAIL VIEW



Fully Assembled



Floating Upper Section



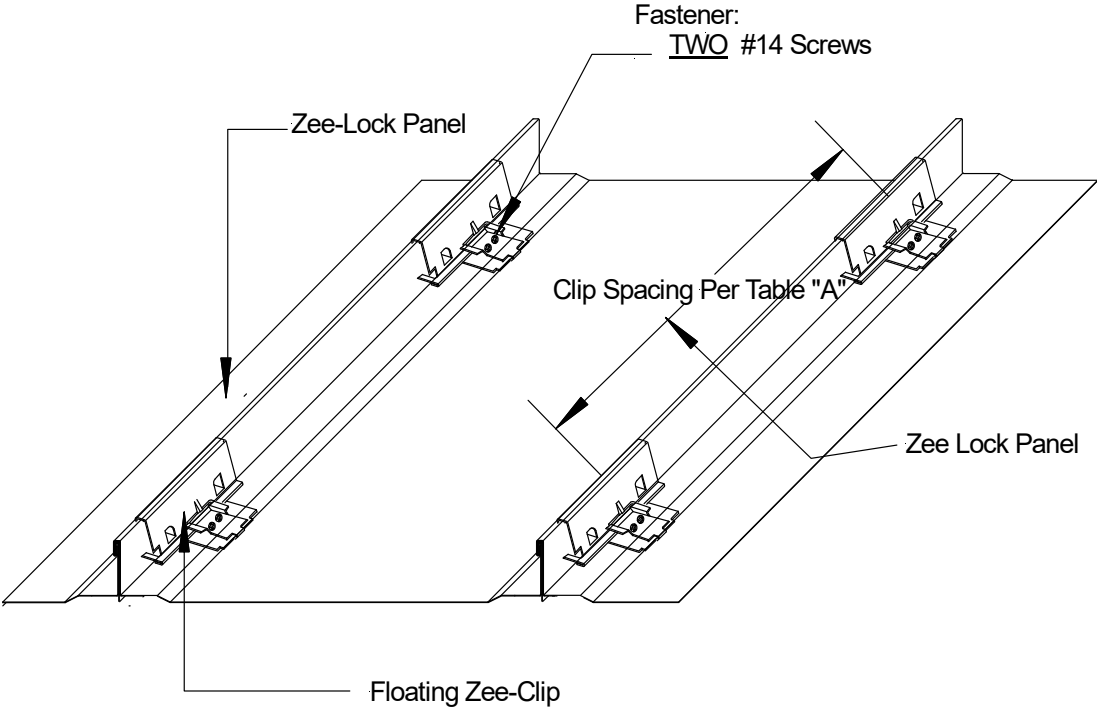
Floating Lower Section

Berridge Two-Piece Floating Zee-Clip



NOA No.: 20-0902.06
Expiration Date: 01/07/26
Approval Date: 01/07/21
Page 6 of 7

BERRIDGE MANUFACTURING COMPANY
ZEE-LOCK PANEL



END OF THIS ACCEPTANCE



NOA No.: 20-0902.06
Expiration Date: 01/07/26
Approval Date: 01/07/21
Page 7 of 7