



**MIAMI-DADE COUNTY
PRODUCT CONTROL SECTION**

11805 SW 26 Street, Room 208

Miami, Florida 33175-2474

T (786) 315-2590 F (786) 315-2599

www.miamidade.gov/economy

**DEPARTMENT OF REGULATORY AND ECONOMIC RESOURCES (RER)
BOARD AND CODE ADMINISTRATION DIVISION
NOTICE OF ACCEPTANCE (NOA)**

**Clopay Building Products Company
8585 Duke Boulevard
Mason, OH 45040**

SCOPE:

This NOA is being issued under the applicable rules and regulations governing the use of construction materials. The documentation submitted has been reviewed and accepted by Miami-Dade County RER-Product Control Section to be used in Miami-Dade County and other areas where allowed by the Authority Having Jurisdiction (AHJ).

This NOA shall not be valid after the expiration date stated below. The Miami-Dade County Product Control Section (In Miami-Dade County) and/or the AHJ (in areas other than Miami-Dade County) reserve the right to have this product or material tested for quality assurance purposes. If this product or material fails to perform in the accepted manner, the manufacturer will incur the expense of such testing and the AHJ may immediately revoke, modify, or suspend the use of such product or material within their jurisdiction. RER reserves the right to revoke this acceptance, if it is determined by Miami-Dade County Product Control Section that this product or material fails to meet the requirements of the applicable building code.

This product is approved as described herein, and has been designed to comply with the Florida Building Code, including the High Velocity Hurricane Zone.

DESCRIPTION: Single Car W7 Steel Pan Sectional Garage Door up to 9'-0" Wide w/ Optional Impact Resistant Lites (DP +42.0, -48.0 PSF)

APPROVAL DOCUMENT: Drawing No. **101702**, titled "Single Car W7 Pan Door with Impact Resistant Lites", sheet 1 of 1, dated 06/13/2008, with revision **09** dated 08/28/2020, prepared by Clopay Building Products Company, signed and sealed by Scott Hamilton, P.E., bearing the Miami-Dade County Product Control revision stamp with the Notice of Acceptance number and expiration date by the Miami-Dade County Product Control Section.

MISSILE IMPACT RATING: Large and Small Missile Impact Resistant

LABELING: A permanent label with the manufacturer's name or logo, manufacturing address, model number, the positive and negative design pressure rating, indicate impact rated if applicable, installation instruction drawing reference number, approval number (NOA), the applicable test standards, and the statement reading 'Miami-Dade County Product Control Approved' is to be located on the door's side track, bottom angle, or inner surface of a panel.

RENEWAL of this NOA shall be considered after a renewal application has been filed and there has been no change in the applicable building code negatively affecting the performance of this product.

TERMINATION of this NOA will occur after the expiration date or if there has been a revision or change in the materials, use, and/or manufacture of the product or process. Misuse of this NOA as an endorsement of any product, for sales, advertising or any other purposes shall automatically terminate this NOA. Failure to comply with any section of this NOA shall be cause for termination and removal of NOA.

ADVERTISEMENT: The NOA number preceded by the words Miami-Dade County, Florida, and followed by the expiration date may be displayed in advertising literature. If any portion of the NOA is displayed, then it shall be done in its entirety.

INSPECTION: A copy of this entire NOA shall be provided to the user by the manufacturer or its distributors and shall be available for inspection at the job site at the request of the Building Official.

This NOA **revises NOA # 19-0611.03** and consists of this page 1 and evidence pages E-1, E-2 and E-3 as well as approval document mentioned above.

The submitted documentation was reviewed by **Sifang Zhao, P.E.**



S.Z.
12/17/2020

**NOA No 20-0922.40
Expiration Date: August 21, 2024
Approval Date: December 17, 2020
Page 1**

Clopay Building Products Company

NOTICE OF ACCEPTANCE: EVIDENCE SUBMITTED

1. Evidence submitted under previous NOA's

A. DRAWINGS

1. Drawing No. **101702**, titled "Single Car W7 Pan Door with Impact Resistant Lites", sheet 1 of 1, dated 06/13/2008, with revision **06** dated 02/2015, prepared by Clopay Building Products Company, signed and sealed by Scott Hamilton, P.E. *"Submitted under NOA # 15-0225.16"*
2. Drawing No. **101702**, titled "Single Car W7 Pan Door with Impact Resistant Lites", sheet 1 of 1, dated 06/13/2008, with revision **07** dated 7/2017, prepared by Clopay Building Products Company, signed and sealed by Scott Hamilton, P.E. *"Submitted under NOA # 17-1016.08"*
3. Drawing No. **101702**, titled "Single Car W7 Pan Door with Impact Resistant Lites", sheet 1 of 1, dated 06/13/2008, with revision **07** dated 7/2017, prepared by Clopay Building Products Company, signed and sealed by Scott Hamilton, P.E. *"Submitted under NOA # 18-0516.01"*
4. Drawing No. **101702**, titled "Single Car W7 Pan Door with Impact Resistant Lites", sheet 1 of 1, dated 06/13/2008, with revision **08** dated 01/2019, prepared by Clopay Building Products Company, signed and sealed by Scott Hamilton, P.E. *"Submitted under NOA # 19-0611.03"*

B. TESTS

1. Test reports on
 - 1) Uniform Static Air Pressure Test, Loading per FBC TAS 202-94
 - 2) Large Missile Impact Test per FBC, TAS 201-94
 - 3) Cyclic Wind Pressure Loading per FBC, TAS 203-94
 - 4) Forced Entry Test, per FBC 2411 3.2.1, TAS 202-94
 - 5) Tensile Test per ASTM E8


Along with marked-up drawings and installation diagram of 9'x 8', 24ga steel garage door Model 94W7 with windows, prepared by American Test Lab, Inc., Test Report No. **ATLNC 0305.01-08**, dated 05/28/2008, signed and sealed by David W. Johnson, P.E. *"Submitted under NOA # 08-0618.03"*

2. Test report on Salt Spray per ASTM B117 of painted G40 galvanized coated panels, prepared by Stork Materials Technology, Test Report No. **30160-04-63365**, dated 01/26/2005, signed by John D. Lee, P.E. *"Submitted under NOA # 08-0618.03"*
3. Test reports on
 - 1) Uniform Static Air Pressure Test, Loading per FBC TAS 202-94
 - 2) Large Missile Impact Test per FBC, TAS 201-94
 - 3) Cyclic Wind Pressure Loading per FBC, TAS 203-94
 - 4) Forced Entry Test, per FBC 2411 3.2.1, TAS 202-94
 - 5) Tensile Test per ASTM E8

along with marked-up drawings and installation diagram of 9'x 8', 24ga steel garage door Model 94W7 with windows, prepared by American Test Lab, Inc., Test Report No. **ATLNC 0129.01-19**, dated 02/14/2019, signed and sealed by David W. Johnson, P.E. *"Submitted under NOA # 19-0611.03"*

4. Test report on Salt Spray per ASTM B117 of painted G40 galvanized, painted panels, prepared by Fenestration Testing Laboratory, Inc., Test Report No. **7890**, dated 10/01/2014, signed by Idalmis Ortega, P.E. *"Submitted under NOA # 19-0611.03"*

C. CALCULATIONS

1. Jamb anchor calculations, prepared by Clopay Building Products Company, dated 06/13/2008, signed and sealed by Scott Hamilton, P.E. *"Submitted under NOA # 08-0618.03"*
2. Jamb anchor calculations prepared by Clopay Building Products Company, dated 06/06/2019, signed and sealed by Scott Hamilton, P.E. *"Submitted under NOA # 19-0611.03"* 

Sifang Zhao, P.E.

Product Control Examiner

NOA No 20-0922.40

Expiration Date: August 21, 2024

Approval Date: December 17, 2020

Clopay Building Products Company

NOTICE OF ACCEPTANCE: EVIDENCE SUBMITTED

D. QUALITY ASSURANCE

1. Miami-Dade Department of Regulatory and Economic Resources (RER)

E. MATERIAL CERTIFICATIONS

1. Test report on Accelerated Weathering Using Xenon Arc Light Apparatus per ASTM G155 of Lexan SLX2432T Clear Polycarbonate, prepared by Hurricane Engineering & Testing, Inc., Test Report No. **HETI-06-A002**, dated 12/04/2006, signed by Rafael E. Droz-Seda, P.E. **“Submitted under NOA # 08-0618.03”**
2. Test report on Tensile Test per ASTM D638-96 of Lexan SLX2432T Clear Polycarbonate, prepared by Hurricane Engineering & Testing, Inc., Test Report No. **HETI-06-T566**, dated 12/04/2006, signed by Rafael E. Droz-Seda, P.E. **“Submitted under NOA # 08-0618.03”**
3. Test report on Tensile Test per ASTM D638-96 of Lexan SLX2432T Clear Polycarbonate, prepared by Hurricane Engineering & Testing, Inc., Test Report No. **HETI-06-T634**, dated 12/04/2006, signed by Rafael E. Droz-Seda, P.E. **“Submitted under NOA # 08-0618.03”**
4. Test report on Self-Ignition Temperature per ASTM D1929, Rate of Burn per ASTM D635, and Smoke Density per ASTM D2843 of the Lexan Plastic, prepared by ETC Laboratories, Test Report No. **ETC-06-1024-17496.0**, dated 05/26/2006, signed by Joseph L. Doldan, P.E. **“Submitted under NOA # 08-0618.03”**
5. Test report on Xenon Arc Light Apparatus per ASTM G155-05a, Tensile Properties per ASTM D638-03, Ignition Temperature per ASTM D1929-12, Smoke Density per ASTM D2843-10 and Rate of Burning per ASTM D635-10 of Lexan SLX2432T Clear Polycarbonate, prepared by Intertek, Test Report No. **G7844.01-106-18 R0**, dated 09/28/2017, signed by Gary T. Hartman, P.E.

F. STATEMENTS

1. Statement letter of code conformance to 2010 FBC and Statement letter of no financial interest dated 06/13/2013, signed and sealed by Scott Hamilton, P.E. **“Submitted under NOA # 13-0625.06”**
2. Statement letter of code conformance with the 2010 and the 5th edition (2014) FBC issued by Clopay Building Products Company, dated 02/18/2015, signed and sealed by Scott Hamilton, P.E. **“Submitted under NOA # 15-0225.16”**
3. Statement letter of code conformance to **6th Edition (2017) FBC** and Statement letter of no financial interest, issued by Clopay Building Products Company, dated 10/04/2017, signed and sealed by Scott Hamilton, P.E. **“Submitted under NOA # 17-1016.08”**
4. Statement letter of code conformance to 6th Edition (2017) FBC and Statement letter of no financial interest, issued by Clopay Building Products Company, dated 05/09/2018, signed and sealed by Scott Hamilton, P.E. **“Submitted under NOA # 18-0516.01”**
5. Test contract letter dated 05/07/2018 and signed by Keith Owen. **“Submitted under NOA # 18-0516.01”**
6. Statement letter of code conformance to 6th Edition (2017) FBC and Statement letter of no financial interest, issued by Clopay Building Products Company, dated 06/06/2019, signed and sealed by Scott Hamilton, P.E. **“Submitted under NOA # 19-0611.03”**



Sifang Zhao, P.E.
Product Control Examiner
NOA No 20-0922.40
Expiration Date: August 21, 2024
Approval Date: December 17, 2020

Clopay Building Products Company

NOTICE OF ACCEPTANCE: EVIDENCE SUBMITTED

2. New evidence submitted

A. DRAWINGS

1. Drawing No. **101702**, titled "Single Car W7 Pan Door with Impact Resistant Lites", sheet 1 of 1, dated 06/13/2008, with revision **09** dated 08/28/2020, prepared by Clopay Building Products Company, signed and sealed by Scott Hamilton, P.E.

B. TESTS

1. None.

C. CALCULATIONS

1. None.

D. QUALITY ASSURANCE

1. Miami-Dade Department of Regulatory and Economic Resources (RER)

E. MATERIAL CERTIFICATIONS

1. None.

F. STATEMENTS

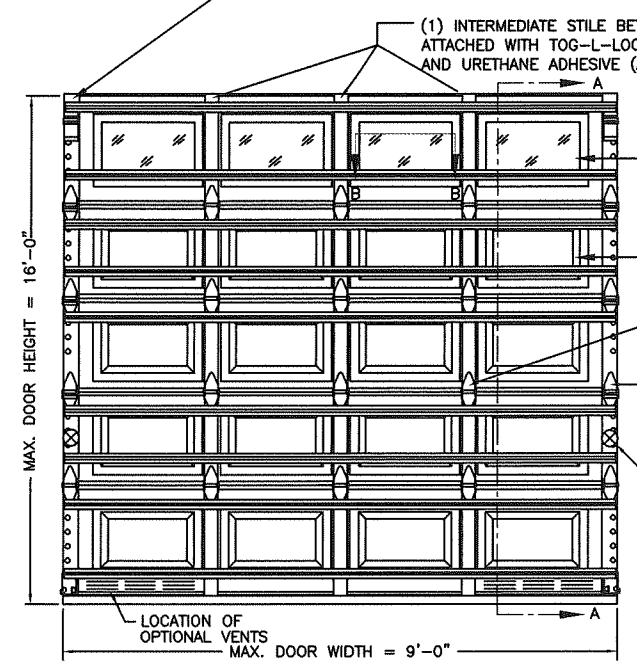
1. Statement letter of code conformance to 7th Edition (2020) FBC and Statement letter of no financial interest, issued by Clopay Building Products Company, dated 09/15/2020, signed and sealed by Scott Hamilton, P.E.



Sifang Zhao, P.E.
Product Control Examiner
NOA No 20-0922.40
Expiration Date: August 21, 2024
Approval Date: December 17, 2020

CLOPAY MODELS 84A, 94, 98, H94
 IDEAL MODELS: 4RST, H4ST, 4F
 HOLMES MODELS: 48

END STILES ATTACHED TO DOOR SKIN WITH PATENTED TOG-L-LOC SYSTEM. END STILES HAVE (2) TOG-L-LOC CLINCHES AT TOP AND (2) AT BOTTOM. ALONG THE FRONT FACE:
 • 21" SECTIONS HAVE (6) TOG-L-LOC CLINCHES;
 • 18" SECTIONS HAVE (4) TOG-L-LOC CLINCHES.



(1) INTERMEDIATE STILE BETWEEN EACH EMBOSS, ATTACHED WITH TOG-L-LOC [(2) AT TOP & BOTTOM] AND URETHANE ADHESIVE (ALONG CENTER).
 ONE ROW OF IMPACT-RESISTANT GLAZING IN EITHER TOP SECTION (SHOWN) OR NEXT-TO-THE-TOP SECTION (NOT SHOWN). MAX. GLAZING SIZE IS 18-1/2" x 11". GLAZING IS INJECTION MOLDED GE LEXAN SLX2432T, AN APPROVED CC2 PLASTIC IN ACCORDANCE WITH IBC/FBC 2606. SEE SECTION B-B FOR ASSEMBLY DETAILS.

SEE INTERMED. HINGE DETAIL.
 SEE END HINGE DETAIL.
 LOCK POSITION (BOTH SIDES). SEE LAYOUT OF EACH LOCK FOR DETAILS.

| INSTALLER MODEL | RETAIL MODEL | DESCRIPTION |
|---------------------|--------------|--|
| 94, H94, 4RST, H4ST | 84A, 48 | WOODGRAIN TEXTURE, RAISED PANEL, GALV. INTER. STILES |
| 98, 4F | - | WOODGRAIN TEXTURE, FLUSH PANEL, GALV. INTER. STILES |

SECTION B-B

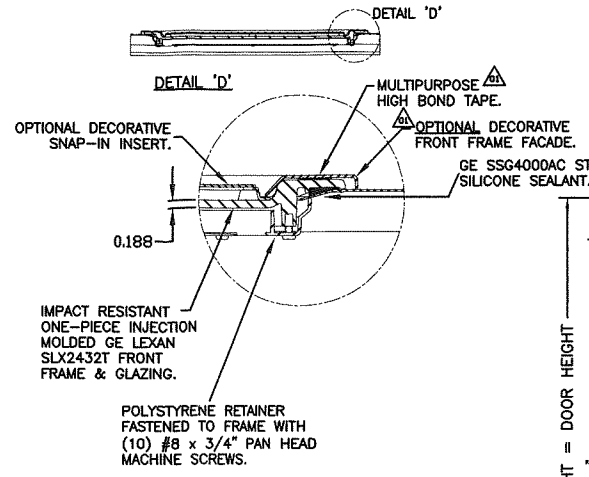
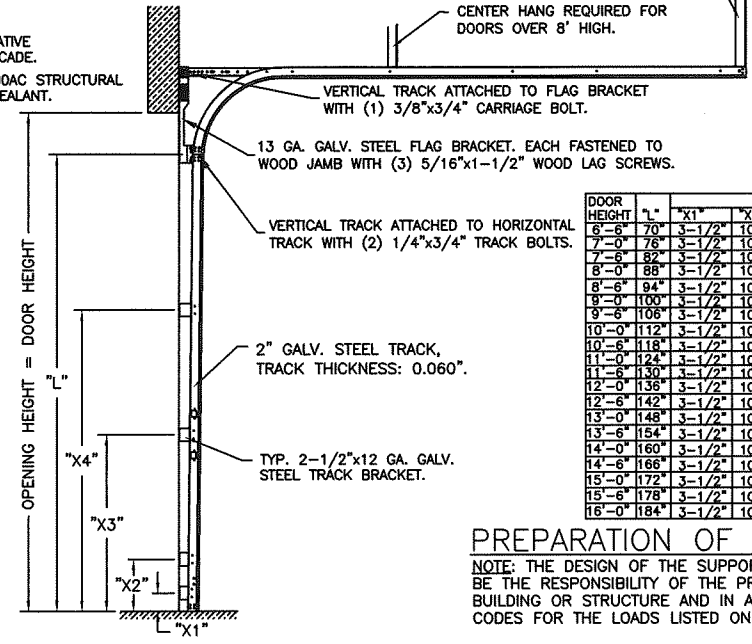


TABLE 1

| DOOR HEIGHT | NUMBER OF SECTIONS* |
|----------------|---------------------|
| 6'0" TO 7'0" | 4 |
| 7'6" TO 8'9" | 5 |
| 9'0" TO 10'6" | 6 |
| 10'9" TO 12'3" | 7 |
| 12'6" TO 14'0" | 8 |
| 14'3" TO 15'9" | 9 |
| 16'0" | 10 |

* SECTION ARE EITHER 18" OR 21" HIGH

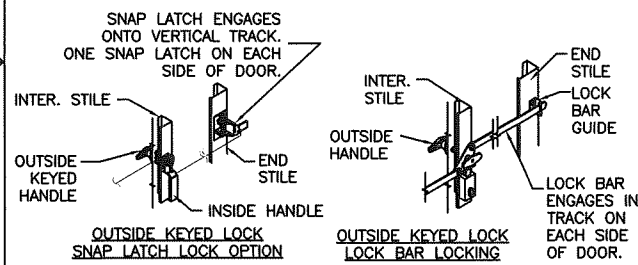
TRACK CONFIGURATION



| DOOR HEIGHT | BRACKET PLACEMENTS | | | | | | | |
|-------------|--------------------|--------|-----|-----|-----|-----|------|----|
| | X1 | X2 | X3 | X4 | X5 | X6 | X7 | X8 |
| 6'-0" | 70" | 3-1/2" | 10" | 35" | 60" | - | - | - |
| 7'-0" | 76" | 3-1/2" | 10" | 38" | 66" | - | - | - |
| 8'-0" | 82" | 3-1/2" | 10" | 34" | 58" | - | - | - |
| 9'-0" | 88" | 3-1/2" | 10" | 34" | 58" | - | - | - |
| 10'-0" | 94" | 3-1/2" | 10" | 34" | 58" | 82" | - | - |
| 11'-0" | 100" | 3-1/2" | 10" | 34" | 58" | 82" | - | - |
| 12'-0" | 106" | 3-1/2" | 10" | 34" | 58" | 82" | - | - |
| 13'-0" | 112" | 3-1/2" | 10" | 34" | 58" | 82" | - | - |
| 14'-0" | 118" | 3-1/2" | 10" | 34" | 58" | 82" | 106" | - |
| 15'-0" | 124" | 3-1/2" | 10" | 34" | 58" | 82" | 106" | - |
| 16'-0" | 130" | 3-1/2" | 10" | 34" | 58" | 82" | 106" | - |

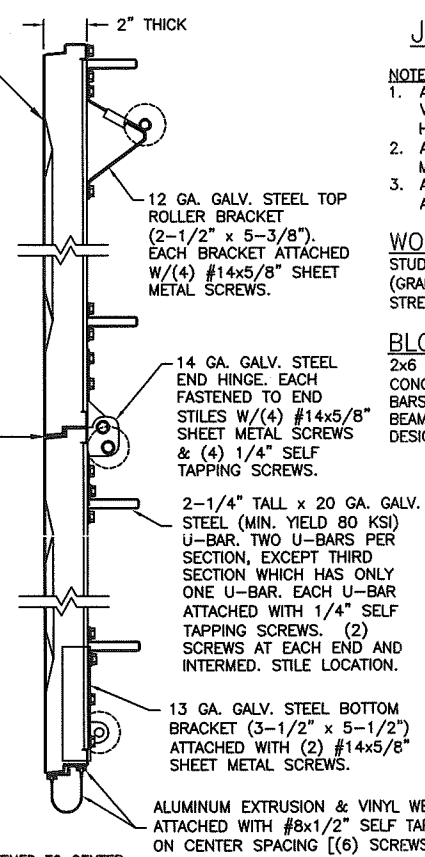
PREPARATION OF JAMBS BY OTHERS
 NOTE: THE DESIGN OF THE SUPPORTING STRUCTURAL ELEMENTS SHALL BE THE RESPONSIBILITY OF THE PROFESSIONAL OF RECORD FOR THE BUILDING OR STRUCTURE AND IN ACCORDANCE WITH CURRENT BUILDING CODES FOR THE LOADS LISTED ON THIS DRAWING.

INSIDE ELEVATION



24 GA. (0.022" MIN. THICK) DDS STEEL (MIN. YIELD 36 KSI) EXTERIOR SKIN WITH G-40 GALVANIZING, BAKED-ON PRIMER AND A BAKED-ON POLYESTER PAINTED TOP COAT APPLIED TO BOTH SIDES OF STEEL SKIN. (ASTM No. A653).

SECTION A-A



JAMB TO SUPPORTING STRUCTURE ATTACHMENT

NOTES:
 1. ALL THE LOAD FROM THE DOOR IS TRANSFERRED TO THE TRACK AND THEN FROM THE TRACK TO THE 2x6 VERTICAL SYP (GRADE #2 OR BETTER) JAMBS. NO LOAD FROM THE DOOR IS TRANSFERRED TO THE HORIZONTAL (TOP) JAMB.
 2. ALL JAMB FASTENERS MAY BE (BUT ARE NOT REQUIRED TO BE) COUNTERSUNK TO PROVIDE A FLUSH MOUNTING SURFACE.
 3. A 1/3 STRESS INCREASE FOR WIND LOAD WAS NOT USED IN THE CALCULATION OF ALLOWABLE LOADS FOR ANCHORS AND FASTENERS FOR STEEL, CONCRETE AND MASONRY.

WOOD FRAME BUILDINGS

STUD WALLS OF DOOR OPENING SHALL BE FRAMED SOLID BY NOT LESS THAN (3) 2x6 PRESSURE TREATED SYP (GRADE #2 OR BETTER) WOOD STUDS OF A STRESS GRADE NOT LESS THAN 1200 PSI NOMINAL EXTREME FIBER STRESS IN BENDING (F_b). STUD WALLS TO BE CONTINUOUS FROM FOOTING TO THE BEAMS.

BLOCK WALL OR CONCRETE

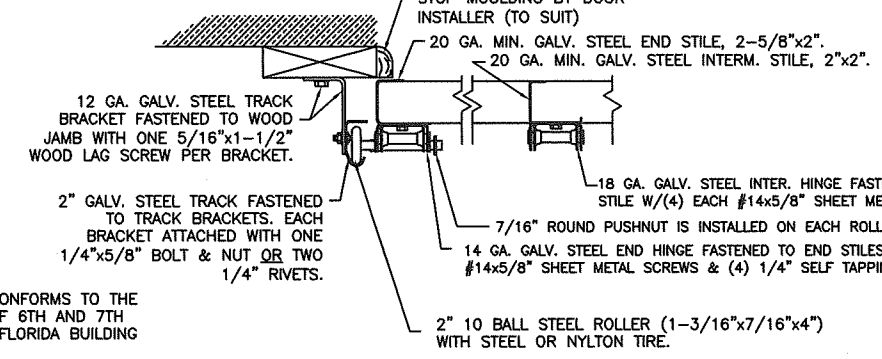
2x6 SYP (GRADE #2 OR BETTER) WOOD JAMB SHALL BE ANCHORED TO GROUT REINFORCED BLOCK WALL OR CONCRETE COLUMN. BLOCK WALL CELLS SHALL BE FILLED WITH CONCRETE AND REINFORCED WITH REINFORCING BARS EXTENDING INTO THE FOOTING AND INTO THE BEAMS. ALL BARS SHALL BE CONTINUOUS FROM THE TIE BEAMS TO FOOTING PER BLOCK WALL OR CONCRETE COLUMN. BLOCK WALLS AND CONCRETE COLUMNS TO BE DESIGNED BY THE BUILDING ENGINEER OR ARCHITECT OF RECORD.

2x6 JAMB TO SUPPORTING STRUCTURE ATTACHMENT (NOT TO BE USED FOR ATTACHMENT OF TRACK BRACKETS)

| BUILDING TYPE | FASTENER TYPE | MAXIMUM * ON CENTER DISTANCE BETWEEN FASTENERS | STEEL WASHERS REQUIRED? |
|--------------------------------|--|--|-------------------------|
| C-90 BLOCK (HOLLOW OR GROUTED) | 1/4" x 3" (1-1/4" EMBED) ITW TAPCON CONCRETE ANCHOR (2-1/2" MIN. EDGE DISTANCE) | 10-1/2" | 1" O.D. |
| 2,000 PSI MIN. CONCRETE | 1/4" x 4" (1-3/4" EMBED) ITW TAPCON CONCRETE ANCHOR (2-1/2" MIN. EDGE DISTANCE) | 24" | 1" O.D. |
| 3,000 PSI MIN. CONCRETE | 1/2" x 4" (2-1/4" EMBED) SIMPSON STRONG-TIE WEDGE-ALL WEDGE ANCHOR (2" MIN. EDGE DISTANCE) | 21-1/2" | INCLUDED |
| WOOD FRAME | 1/2" x 4" (1-5/8" EMBED) LAG SCREW (ASTM A307, GRADE A) (2-1/2" MIN. EDGE DISTANCE) | 24" | 1" O.D. |
| 2,000 PSI MIN. CONCRETE | 1/2" x 4" (2-1/2" EMBED) WEJ-IT SLEEVE ANCHOR (2-1/2" MIN. EDGE DISTANCE) | 24" | INCLUDED |

* - FIRST ANCHOR/SCREW STARTING FROM BOTTOM AT NO MORE THAN HALF OF MAXIMUM ON CENTER DISTANCE. HIGHEST ANCHOR/SCREW INSTALLED AT LEAST AS HIGH AS THE DOOR OPENING HEIGHT.

JAMB CONFIGURATION



THIS PRODUCT CONFORMS TO THE REQUIREMENTS OF 6TH AND 7TH EDITION OF THE FLORIDA BUILDING CODE



TOLERANCES
 Unless Stated Otherwise
 .00 = ±.03
 .000 = ±.015
 .0000 = ±.007
 Degrees = ±1/2'

CLOPAY CORPORATION
 8585 DUKE BLVD.
 MASON, OHIO 45040
 (513) 770-4800

SCOTT HAMILTON, P.E.
 FLORIDA P.E. No. 53286

NOTED STATE OF FLORIDA
 DATE: 06/13/08
 DRAWN BY: SH
 CHECKED BY: SH

MAX. SIZE
 9'0"W x 16'0"H

DESCRIPTION
 SINGLE CAR W7 PAN DOOR WITH IMPACT RESISTANT LITES

DRAWING NUMBER:
 101702

VER:
 MD