



DEPARTMENT OF REGULATORY AND ECONOMIC RESOURCES (RER)
BOARD AND CODE ADMINISTRATION DIVISION

MIAMI-DADE COUNTY
PRODUCT CONTROL SECTION
11805 SW 26 Street, Room 208
Miami, Florida 33175-2474
T (786) 315-2590 F (786) 315-2599
www.miamidade.gov/economy

NOTICE OF ACCEPTANCE (NOA)

ASP Architectural Metal Corp.
12050 SW 45 street
Miami, FL 33175

SCOPE:

This NOA is being issued under the applicable rules and regulations governing the use of construction materials. The documentation submitted has been reviewed and accepted by Miami-Dade County RER - Product Control Section to be used in Miami-Dade County and other areas, where allowed by the Authority Having Jurisdiction (AHJ).

This NOA shall not be valid after the expiration date stated below. The Miami-Dade County Product Control Section (In Miami-Dade County) and/or the AHJ (in areas other than Miami-Dade County) reserve the right to have this product or material tested for quality assurance purposes. If this product or material fails to perform in the accepted manner, the manufacturer will incur the expense of such testing and the AHJ may immediately revoke, modify, or suspend the use of such product or material within their jurisdiction. RER reserves the right to revoke this acceptance if it is determined by Miami-Dade County Product Control Section that this product or material fails to meet the requirements of the applicable building code.

This product is approved as described herein and has been designed to comply with the Florida Building Code including the High Velocity Hurricane Zone of the Florida Building Code.

DESCRIPTION: Englert Series 2000 Steel Roof Panel over Steel deck

LABELING: Each unit shall bear a permanent label with the manufacturer's name or logo, city, state and following statement: "Miami-Dade County Product Control Approved", unless otherwise noted herein.

RENEWAL of this NOA shall be considered after a renewal application has been filed and there has been no change in the applicable building code negatively affecting the performance of this product.

TERMINATION of this NOA will occur after the expiration date or if there has been a revision or change in the materials, use, and/or manufacture of the product or process. Misuse of this NOA as an endorsement of any product, for sales, advertising or any other purposes shall automatically terminate this NOA. Failure to comply with any section of this NOA shall be cause for termination and removal of NOA.

ADVERTISEMENT: The NOA number preceded by the words Miami-Dade County, Florida, and followed by the expiration date may be displayed in advertising literature. If any portion of the NOA is displayed, then it shall be done in its entirety.

INSPECTION: A copy of this entire NOA shall be provided to the user by the manufacturer or its distributors and shall be available for inspection at the job site at the request of the Building Official.

This NOA revises NOA# 20-0714.08 and consists of pages 1 through 6.
The submitted documentation was reviewed by Sifang Zhao, P.E.

08/26/2021



NOA No.: 21-0603.23
Expiration Date: 08/27/2025
Approval Date: 0826//2021
Page 1 of 6

ROOFING ASSEMBLY APPROVAL

Category: Roofing
Sub-Category: Non-Structural Metal Roofing
Materials: Steel
Maximum Design Pressure -144.25 psf

TRADE NAMES OF PRODUCTS MANUFACTURED OR LABELED BY APPLICANT:

| <u>Product</u> | <u>Dimensions</u> | <u>Test Specifications</u> | <u>Product Description</u> |
|------------------|--|----------------------------|---|
| Series 2000 | l = various w = 18" and 14" Thickness 0.0276 Min Yield Strength: 44 ksi | TAS 110 & TAS 125 | Corrosion resistant, galvanized, preformed, standing seam, coated, prefinished, metal panels. |
| Series 2000 Clip | min. 0.048" 3½" long x 1¾" high | TAS 114 Appendix E | Corrosion resistant, formed, steel clips for metal panel installation. |
| Trim Pieces | l = varies w = varies Thickness 0.0276". | TAS 110 | Standard flashing and trim pieces. Manufactured for each panel width. |

EVIDENCE SUBMITTED:

| <u>Test Agency</u> | <u>Test Identifier</u> | <u>Test Name/Report</u> | <u>Date</u> |
|---------------------------------|------------------------|---|-------------|
| Underwriters Laboratories, Inc. | 91NK26936 | Uplift Pressure Testing UL 580-Construction No. 359, 359A | Oct. 1992 |
| Architectural Testing, Inc. | 01-32796.01 | TAS 100 | Sep. 1998 |
| | 01-32796.03 | Tensile Test ASTM E 8-96 | Oct. 1998 |
| | ATI 99023 | TAS 125-95 | Dec. 1999 |
| | 01-35899.01 | TAS 125-95 | Feb. 2000 |
| Hurricane Test Laboratory | 0155-0213-06 | TAS 125-95 | June 2006 |



NOA No.: 21-0603.23
Expiration Date: 08/27/2025
Approval Date: 0826//2021
Page 2 of 6

APPROVED ASSEMBLIES:

| | |
|--------------------------------------|--|
| System A-1: | Englert Series 2000 Steel 18" Wide Panel |
| Deck Type: | Steel, Insulated or non-insulated |
| Deck Description: | Metal roof deck 22 MSG grade A. coated steel. Panel continuous over two or more spans without endlaps. |
| Slope Range: | 2": 12" or greater |
| Maximum Uplift Pressure: | Maximum uplift pressures for 18" wide panels is -62.5psf |
| Insulation (Optional): | (Requires a bearing plate for clip attachment) Maximum 4" thick of an approved rigid board insulation with current NOA having a minimum 25psi compressive strength fastened with approved fasteners and plates. Fastening density shall be in compliance with applicable Building Code and Roofing Application Standard RAS 117. |
| Underlayment: | Minimum underlayment shall be an ASTM D 226 Type II installed with a minimum 4" side-lap and 6" end-laps. Underlayment shall be fastened with approved corrosion resistant fasteners and plates. Spaced 12" o.c. on the laps and two rows spaced 24" o.c. in the field of roll. Or any Miami-Dade County Product Control Approved self-adhered underlayment. |
| Fire Barrier Board: | Any approved fire barrier having a current NOA. Refer to a current fire directory listing for fire ratings of this roofing system assembly as well as the location of the fire barrier within the assembly. See Limitation # 1 . |
| Valleys: | Valley construction shall be in compliance with Roofing Application Standard RAS 133 and with Englert's current published installation instructions. |
| Metal Panels and Accessories: | <p>Install the "Series 2000 Panel" and accessories in compliance with the current published installation instructions and details in Englert's Installation Manual. Flashings, penetrations, valley construction and other details shall be constructed in compliance with Roofing Application Standard RAS 133.</p> <p>Panels shall be installed with approved clips, attached to substrate with two corrosion resistant #10-16 screws of sufficient length to penetrate through the bottom flute of the structural deck a minimum of ½" and at a maximum spacing not to exceed 24" o.c. Maximum clip spacing shall be 24" o.c. Female leg of snap seam shall be caulked with a minimum ⅛" bead of sealant prior to installation.</p> |



| | |
|---------------------------------|--|
| System A-2: | Englert Series 2000 Steel 14" Wide Panel |
| Deck Type: | Steel, Insulated or non-insulated |
| Deck Description: | Metal roof deck 22 MSG grade A. coated steel. Panel continuous over two or more spans without endlaps. |
| Slope Range: | 2": 12" or greater |
| Maximum Uplift Pressure: | See Table A below for maximum uplift pressures for 14" wide panels |

| | |
|--------------------------------------|---|
| Insulation (Optional): | (Requires a bearing plate for clip attachment) Maximum 4" thick of an approved rigid board insulation with current NOA having a minimum 25psi compressive strength fastened with approved fasteners and plates. Fastening density shall be in compliance with applicable Building Code and Roofing Application Standard RAS 117. |
| Underlayment: | Minimum underlayment shall be an ASTM D 226 Type II installed with a minimum 4" side-lap and 6" end-laps. Underlayment shall be fastened with approved corrosion resistant fasteners and plates. Spaced 12" o.c. on the laps and two rows spaced 24" o.c. in the field of roll. Or any Miami-Dade County Product Control Approved self-adhered underlayment. |
| Fire Barrier Board: | Any approved fire barrier having a current NOA. Refer to a current fire directory listing for fire ratings of this roofing system assembly as well as the location of the fire barrier within the assembly. See Limitation # 1. |
| Valleys: | Valley construction shall be in compliance with Roofing Application Standard RAS 133 and with Englert's current published installation instructions. |
| Metal Panels and Accessories: | <p>Install the "Series 2000 Panel" and accessories in compliance with the current published installation instructions and details in Englert's Installation Manual. Flashings, penetrations, valley construction and other details shall be constructed in compliance with Roofing Application Standard RAS 133.</p> <p>Panels shall be installed with approved clips, attached to substrate with two corrosion resistant #14 screws of sufficient length to penetrate through the bottom flute of the structural deck a minimum of ½" and at a maximum spacing not to exceed 24" o.c. See Table A below for clip spacing.</p> |

| TABLE A | | |
|---------------------------------|-------------------|---|
| MAXIMUM DESIGN PRESSURES | | |
| Roof Areas | Field | Perimeter and Corner¹ |
| Maximum Design Pressures | -62.50 psf | -144.25 psf |
| Maximum Clip Spacing | 24" o.c. | 8" o.c. |

1. Extrapolation shall not be allowed



SYSTEM LIMITATIONS

1. Fire classification is not part of this acceptance; refer to a current Approved Roofing Materials Directory for fire ratings of this product.
2. The maximum designed pressure listed herein shall be applicable to all roof pressure zones (i.e. field, perimeters, and corners). Neither rational analysis, nor extrapolation shall be permitted for enhanced fastening at enhanced pressure zones (i.e. perimeters, extended corners and corners).
3. Panels may be rolls formed in continuous lengths from eave to ridge. Maximum lengths shall be as described in Roofing Application Standard RAS 133
4. All panels shall be permanently labeled with the manufacturer's name and/or logo, and the following statement: "Miami-Dade County Product Control Approved" **or** with the Miami-Dade County Product Control Seal as seen below. All clips shall be permanently labeled with the manufacturer's name and/or logo, and/or model.



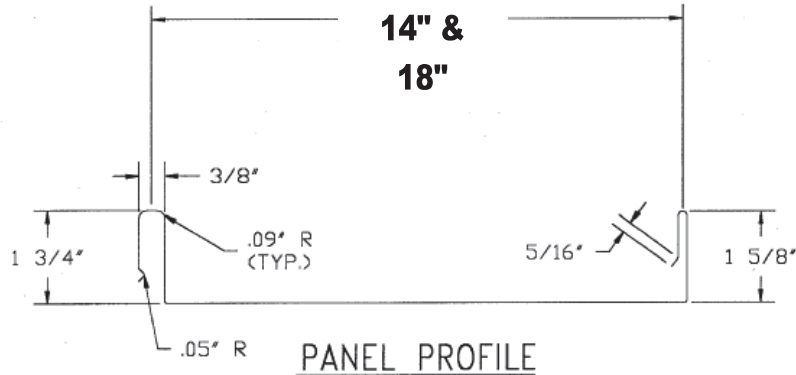
5. All products listed herein shall have a quality assurance audit in accordance with the Florida Building Code and Rule **61G20-3** of the Florida Administrative Code.
6. Panels may be jobsite roll formed with machine model #(s) **10.19.04 and 9660506** from Englert Rollformed Products Association.



PROFILE DRAWING SERIES 2000

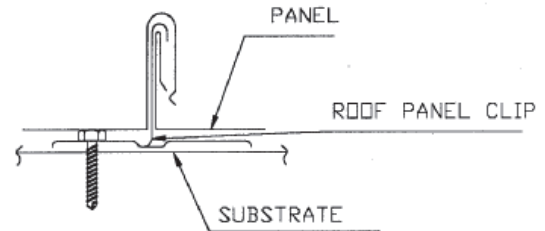
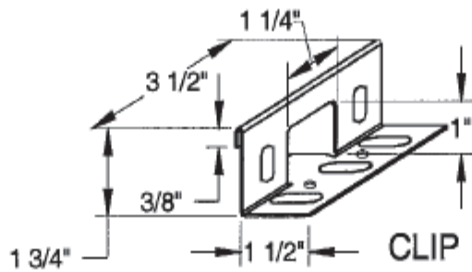
ENGLERT, INC.
1200 AMBOY AVE.
PERTH AMBOY, NEW JERSEY 08862

SERIES 2000
"PANEL AND ATTACHMENT CLIP"

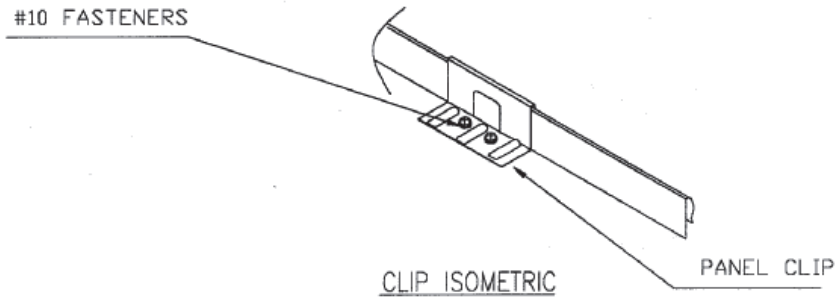


NOTES:

1. ALL DIMENSIONS ARE TO CENTER LINE OF MATERIAL.
2. ALL RADII ARE 0.09" UNO
3. PANEL TO BE MINIMUM 24 GA. STEEL
4. CLIPS TO BE MINIMUM 18 GA. STEEL



PANEL ENGAGEMENT



END OF THIS ACCEPTANCE

MIAMI-DADE COUNTY
APPROVED

NOA No.: 21-0603.23
Expiration Date: 08/27/2025
Approval Date: 08/26//2021
Page 6 of 6