



DEPARTMENT OF REGULATORY AND ECONOMIC RESOURCES (RER)
BOARD AND CODE ADMINISTRATION DIVISION

MIAMI-DADE COUNTY
PRODUCT CONTROL SECTION
11805 SW 26 Street, Room 208
Miami, Florida 33175-2474
T (786) 315-2590, F (786) 315-2599
www.miamidade.gov/economy

NOTICE OF ACCEPTANCE (NOA)

ASP Architectural Metal Corp.
12050 SW 45 street
Miami, FL 33175

SCOPE:

This NOA is being issued under the applicable rules and regulations governing the use of construction materials. The documentation submitted has been reviewed and accepted by Miami-Dade County RER - Product Control Section to be used in Miami-Dade County and other areas, where allowed by the Authority Having Jurisdiction (AHJ).

This NOA shall not be valid after the expiration date stated below. The Miami-Dade County Product Control Section (In Miami-Dade County) and/or the AHJ (in areas other than Miami-Dade County) reserve the right to have this product or material tested for quality assurance purposes. If this product or material fails to perform in the accepted manner, the manufacturer will incur the expense of such testing and the AHJ may immediately revoke, modify, or suspend the use of such product or material within their jurisdiction. RER reserves the right to revoke this acceptance if it is determined by Miami-Dade County Product Control Section that this product or material fails to meet the requirements of the applicable building code.

This product is approved as described herein and has been designed to comply with the Florida Building Code including the High Velocity Hurricane Zone of the Florida Building Code.

DESCRIPTION: Englert Series 1300 Steel Panel over Steel Deck

LABELING: Each unit shall bear a permanent label with the manufacturer's name or logo, city, state and following statement: "Miami-Dade County Product Control Approved", unless otherwise noted herein.

RENEWAL of this NOA shall be considered after a renewal application has been filed and there has been no change in the applicable building code negatively affecting the performance of this product.

TERMINATION of this NOA will occur after the expiration date or if there has been a revision or change in the materials, use, and/or manufacture of the product or process. Misuse of this NOA as an endorsement of any product, for sales, advertising or any other purposes shall automatically terminate this NOA. Failure to comply with any section of this NOA shall be cause for termination and removal of NOA.

ADVERTISEMENT: The NOA number preceded by the words Miami-Dade County, Florida, and followed by the expiration date may be displayed in advertising literature. If any portion of the NOA is displayed, then it shall be done in its entirety.

INSPECTION: A copy of this entire NOA shall be provided to the user by the manufacturer or its distributors and shall be available for inspection at the job site at the request of the Building Official.

This NOA revises NOA# 20-0714.10 and consists of pages 1 through 7.
The submitted documentation was reviewed by Sifang Zhao, P.E.

08/26/2021



NOA No.: 21-0603.26
Expiration Date: 08/27/2025
Approval Date: 08/26/2021
Page 1 of 7

ROOFING ASSEMBLY APPROVAL

<u>Category:</u>	Roofing
<u>Sub-Category:</u>	Non-Structural Metal Roofing
<u>Material:</u>	Steel
<u>Maximum Design Pressure</u>	<u>See Table A</u>

TRADE NAMES OF PRODUCTS MANUFACTURED OR LABELED BY APPLICANT:

<u>Product</u>	<u>Dimensions</u>	<u>Test Specifications</u>	<u>Product Description</u>
Series 1300	l = various w = 20" Thickness Min. 0.024" Min Yield Strength: 54 ksi	TAS 110 TAS 125	Corrosion resistant, galvanized, preformed, standing seam, coated, prefinished, metal panels.
Series 1300 6" Clip Part #: 05084D	l = 6-1/4" w = 1-1/2" h = 1-11/16" Thickness Min. 0.024"	TAS 114	Corrosion resistant, one-piece fixed, galvanized steel clips for metal panel installation.
Series 1300 3" Clip	l = 3" w = 1-13/16" h = 1-5/8" Thickness Min. 0.024"	TAS 114	Corrosion resistant, one-piece fixed, galvanized steel clips for metal panel installation.
Trim Pieces	l = varies w = varies Thickness = 0.024"	TAS 110	Standard flashing and trim pieces. Manufactured for each panel width.

TRADE NAMES OF PRODUCTS MANUFACTURED BY OTHERS:

<u>Product</u>	<u>Dimensions</u>	<u>Test Specifications</u>	<u>Product Description</u>	<u>Manufacturer</u>
Fire Barrier Board ("Dens Deck")	min. 1/4" thick	TAS 110	Fire barrier for Class 'A' fire rating.	Georgia-Pacific with current NOA
Fasteners (Panel Clips)	min. #14 screw.	TAS 110	Corrosion resistant, pancake head, self- drilling, self-threading screws	generic
Insulation Board	4" – 6" thick Min. 20 psi compressive strength	TAS 110	Polyisocyanurate foam	Approved



EVIDENCE SUBMITTED

<u>Test Agency</u>	<u>Test Identifier</u>	<u>Test Name/Report</u>	<u>Date</u>
Architectural Testing, Inc.	01-32797.01	TAS 100	11/05/08
Architectural Testing, Inc., (Intertek-ATI)	F1490.01-109-18	TAS 125	06/17/16
BASF		ASTM G23 ASTM B117	11/15/04
Intertek	G5733.01-106-18	TAS 114 App G	01/05/17



APPROVED ASSEMBLIES:

System A-1:	Series 1300 Metal Roof Panels 20" wide
Deck Type:	Steel, Insulated or non-insulated
Deck Description:	Metal roof deck 22 MSG grade A. coated steel. Panel continuous over two or more spans without endlaps.
Slope Range:	2": 12" or greater (1":12" effective w/2020 FBC 7 th Edition)
Maximum Uplift Pressure:	See Table A below

Deck Attachment:	Minimum 22 gage steel deck shall be secured 12" o.c. to structural supports spaced a maximum of 5 ft o.c. with one (1) ¼-20 x 2-1/4" long hex head self-drilling screws. Deck sidelaps shall be fastened 12" o.c. with @12-14 x 1" Hex Head self-drilling screws.
Insulation:	(Requires a bearing plate for clip attachment) Maximum 4" - 6" thick of an approved rigid board insulation with current NOA having a minimum 20 psi compressive strength fastened with approved fasteners and plates. Fastening density shall be in compliance with applicable Building Code and Roofing Application Standard RAS 117.
Underlayment:	Minimum underlayment shall be an ASTM D 226 Type II installed with a minimum 4" side-lap and 6" end-laps. Underlayment shall be fastened with approved corrosion resistant fasteners and plates. Spaced 12" o.c. on the laps and two rows spaced 24" o.c. in the field of roll. Or one layer of Englert HT Underlayment applied directly to the insulation with 4" side-lap and 6" head lap or any Miami-Dade County Product Control Approved self-adhered underlayment installed as per current NOA.
Fire Barrier Board:	Any approved fire barrier having a current NOA. Refer to a current fire directory listing for fire ratings of this roofing system assembly as well as the location of the fire barrier within the assembly. <u>See Limitation # 1.</u>
Valleys:	Valley construction shall be in compliance with Roofing Application Standard RAS 133 and with Englert's current published installation instructions.



Metal Panels and Accessories:

Install the "Series 1300 Panel" and accessories in compliance with the current published installation instructions and details in Englert's Installation Manual. Flashings, penetrations, valley construction and other details shall be constructed in compliance with Roofing Application Standard RAS 133.

1. Each roof panel is attached to the steel deck along its male rib using the approved clips located 3" from each panel end and at a spacing as listed in **Table A** below. Clips are attached with corrosion resistant #14 self-drilling pan head screws of sufficient length to penetrate through the deck a minimum of 1/2".
2. Attach adjacent panel by placing the female rib over the male rib and clip. Standing seams shall be mechanically seamed to a full 90 degree seam, (single lock).

TABLE A
MAXIMUM DESIGN PRESSURES

Roof Areas	Field	Perimeter and Corner^{1,2}
Maximum Design Pressures	-71.25 psf	-135.00 psf
Panel Clip	Series 1300, 3" Clip (2 screws per clip)	Series 1300, 6" Clip (4 screws per clip)
Maximum Clip Spacing	12" o.c.	12" o.c.
Bostik 70-05A Adhesive	None	1/8" bead in the seam
1. Extrapolation shall not be allowed		

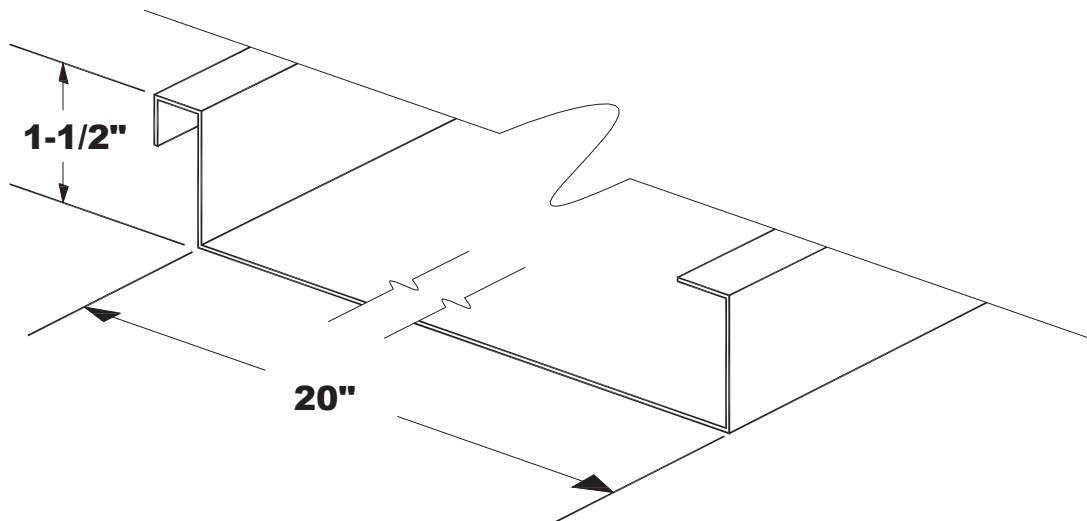


SYSTEM LIMITATIONS

1. Fire classification is not part of this acceptance; refer to a current Approved Roofing Materials Directory for fire ratings of this product.
2. The maximum designed pressure listed herein shall be applicable to all roof pressure zones (i.e. field, perimeters, and corners). Neither rational analysis, nor extrapolation shall be permitted for enhanced fastening at enhanced pressure zones (i.e. perimeters, extended corners and corners).
3. Panels may be rolls formed in continuous lengths from eave to ridge. Maximum lengths shall be as described in Roofing Application Standard RAS 133
4. All panels shall be permanently labeled with the manufacturer's name and/or logo, and the following statement: "Miami-Dade County Product Control Approved" **or** with the Miami-Dade County Product Control Seal as seen below. All clips shall be permanently labeled with the manufacturer's name and/or logo, and/or model.

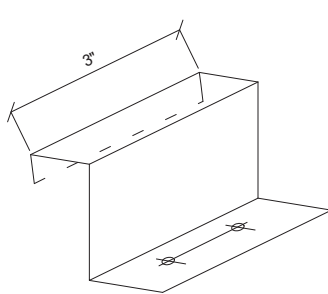
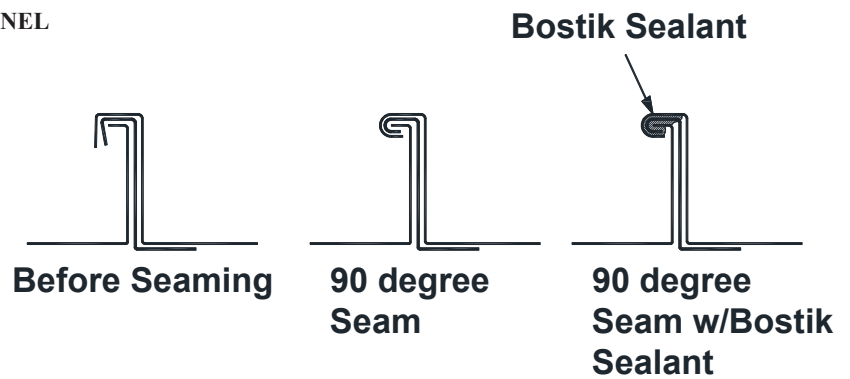


5. All products listed herein shall have a quality assurance audit in accordance with the Florida Building Code and Rule **61G20-3** of the Florida Administrative Code.
6. Panels may be jobsite roll formed with machine model #(s) **10.19.04** and **9660506** from Englert, Inc.

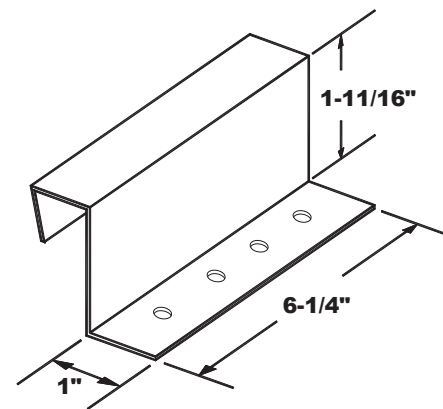
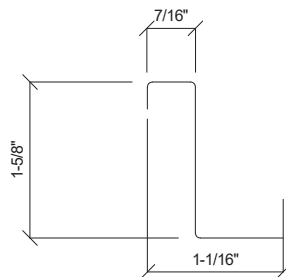


PROFILE DRAWINGS

SERIES 1300 METAL PANEL



SERIES 1300, 3" CLIP



SERIES 1300, 6" CLIP

END OF THIS ACCEPTANCE