



DEPARTMENT OF REGULATORY AND ECONOMIC RESOURCES (RER)  
BOARD AND CODE ADMINISTRATION DIVISION

MIAMI-DADE COUNTY  
PRODUCT CONTROL SECTION

11805 SW 26 Street, Room 208  
Miami, Florida 33175-2474  
T (786) 315-2590, F (786) 315-2599

[www.miamidade.gov/economy](http://www.miamidade.gov/economy)

## NOTICE OF ACCEPTANCE (NOA)

**Wolverine Roofing, LLC**  
1300 Old Dixie Highway, Suite 101  
Lake Park, FL 33403

### SCOPE:

This NOA is being issued under the applicable rules and regulations governing the use of construction materials. The documentation submitted has been reviewed and accepted by Miami-Dade County RER - Product Control Section to be used in Miami-Dade County and other areas, where allowed by the Authority Having Jurisdiction (AHJ).

This NOA shall not be valid after the expiration date stated below. The Miami-Dade County Product Control Section (In Miami-Dade County) and/or the AHJ (in areas other than Miami-Dade County) reserve the right to have this product or material tested for quality assurance purposes. If this product or material fails to perform in the accepted manner, the manufacturer will incur the expense of such testing and the AHJ may immediately revoke, modify, or suspend the use of such product or material within their jurisdiction. RER reserves the right to revoke this acceptance if it is determined by Miami-Dade County Product Control Section that this product or material fails to meet the requirements of the applicable building code.

This product is approved as described herein and has been designed to comply with the Florida Building Code including the High Velocity Hurricane Zone of the Florida Building Code.

### DESCRIPTION: Englert Series 1300 Steel Panel (2 in Clips and 6 in Clips) over Wood Deck

**LABELING:** Each unit shall bear a permanent label with the manufacturer's name or logo, city, state and following statement: "Miami-Dade County Product Control Approved", unless otherwise noted herein.

**RENEWAL** of this NOA shall be considered after a renewal application has been filed and there has been no change in the applicable building code negatively affecting the performance of this product.

**TERMINATION** of this NOA will occur after the expiration date or if there has been a revision or change in the materials, use, and/or manufacture of the product or process. Misuse of this NOA as an endorsement of any product, for sales, advertising or any other purposes shall automatically terminate this NOA. Failure to comply with any section of this NOA shall be cause for termination and removal of NOA.

**ADVERTISEMENT:** The NOA number preceded by the words Miami-Dade County, Florida, and followed by the expiration date may be displayed in advertising literature. If any portion of the NOA is displayed, then it shall be done in its entirety.

**INSPECTION:** A copy of this entire NOA shall be provided to the user by the manufacturer or its distributors and shall be available for inspection at the job site at the request of the Building Official.

This NOA consists of pages 1 through 5.

The submitted documentation was reviewed by Sifang Zhao, P.E.

10/21/2021



NOA No.: 21-0701.12  
Expiration Date: 10/21/2026  
Approval Date: 10/21/2021  
Page 1 of 5

## ROOFING ASSEMBLY APPROVAL

**Category:** Roofing  
**Sub-Category:** Metal, Panels (Non-Structural)  
**Materials:** Steel  
**Deck Type:** Wood  
**Maximum Design Pressure** -165.00 psf

## TRADE NAMES OF PRODUCTS MANUFACTURED OR LABELED BY APPLICANT:

| <u>Product</u> | <u>Dimensions</u>  | <u>Test Specifications</u> | <u>Product Description</u>  |
|----------------|--|----------------------------|---|
| Series 1300    | Length: various<br>Width: 16"<br>Thickness 0.024" (24ga)<br>Min. Yield Strength: 57 ksi. | TAS 125                    | Corrosion resistant, galvalume, preformed, standing seam. Coated, pre-finished, metal panels.                                       |
| 2" Clip        | Length: 2"<br>Width: 1"<br>Height: 1-9/16"<br>Thickness 0.020"                           | TAS 125                    | Corrosion resistant, galvalume, preformed, coated, pre-finished, metal clips for use in Field or Perimeter and Corner Area of Roof. |
| 6" Clip        | Length: 6 1/4"<br>Width: 1"<br>Height: 1.65"<br>Thickness 0.0276                         | TAS 125                    | Corrosion resistant, galvalume, preformed, coated, pre-finished, metal clips for use in Perimeter and Corner Areas of Roof.         |
| Trim Pieces    | Length: varies<br>Width: varies<br>Thickness 0.0276".                                    | N/A                        | Corrosion resistant, galvalume, preformed, coated, pre-finished, trim pieces.   |

## EVIDENCE SUBMITTED:

| <u>Test Agency</u>              | <u>Test Identifier</u> | <u>Test Name/Report</u>             | <u>Date</u>   |
|---------------------------------|------------------------|-------------------------------------|---------------|
| Morton International            | AS-0286-91L            | Salt Spray<br>ASTM B 117            | Feb. 1986     |
|                                 | AS-0286-91T            | Accelerated Weathering<br>ASTM G 23 | Feb. 1986     |
| Architectural Testing Inc.      | 01-32797.01            | TAS 100                             | Nov. 1998     |
|                                 | 01-32797.03            | ASTM E 8                            | Nov. 1998     |
| Hurricane Test Laboratory, LLC. | 0155-0615-05           | TAS 125                             | Feb. 2006     |
| Architectural Testing           | 92270.01-109-18        | TAS 125                             | October. 2009 |
| Intertek                        | G5733.01-106-18        | TAS 114 App G                       | 01/05/17      |



NOA No.: 21-0701.12  
Expiration Date: 10/21/2026  
Approval Date: 10/21/2021  
Page 2 of 5

## APPROVED ASSEMBLIES:

|                                 |  |
|---------------------------------|--|
| <b>System A-1:</b>              | Series 1300 Panel 16" Wide   |
| <b>Deck Type:</b>               | Wood, Non-Insulated  |
| <b>Deck Description:</b>        | New Construction $^{19}/_{32}$ " or greater plywood or wood plank.       |
| <b>Slope Range:</b>             | 2": 12" or greater (1":12" effective w/2020 FBC 7 <sup>th</sup> Edition) |
| <b>Maximum Uplift Pressure:</b> | See Table A below  |

|                                      |  |
|--------------------------------------|--|
| <b>Deck Attachment:</b>              | In accordance with applicable building code, but in no case shall it be less than # 8d annular ring shank nails spaced 6" o.c. In reroofing, where the deck is less than $^{19}/_{32}$ " thick (Minimum $^{15}/_{32}$ ") the above attachment method must be in addition to existing attachment.   |
| <b>Underlayment:</b>                 | Minimum underlayment shall be an ASTM D 226 Type II installed with a minimum 4" side-lap and 6" end-laps. Underlayment shall be fastened with corrosion resistant tin-caps and 12 gauge 1 $\frac{1}{4}$ " annular ring-shank nails, spaced 6" o.c. at all laps and two staggered rows 12" o.c. in the field of the roll. Or, any approved underlayment having a current NOA. |
| <b>Fire Barrier Board:</b>           | Any approved fire barrier having a current NOA. Refer to a current fire directory listing for fire ratings of this roofing system assembly as well as the location of the fire barrier within the assembly. See Limitation # 1.  |
| <b>Valleys:</b>                      | Valley construction shall be in compliance with Roofing Application Standard RAS 133 and with Englert's current published installation instructions.   |
| <b>Metal Panels and Accessories:</b> | Install the "Series 1300 Panel" and accessories in compliance with the current published installation instructions and details in Englert's Installation Manual. Flashings, penetrations, valley construction and other details shall be constructed in compliance with Roofing Application Standard RAS 133.  |

Panels shall be installed with approved Panel Clips located at each panel rib side lap spaced at a maximum, listed in **Table A** below, parallel to roof slope, fastened with #10 wafer head spoiler tip corrosion resistant screws of sufficient length to penetrate through the sheathing a minimum  $^{3}/_{16}$  of an inch. Use 2 screws for the 2" clip and use 4 screws for the 6" clip.

Standing seams shall be mechanically seamed to a 90° degree seam, (single lock).

**TABLE A**  
**MAXIMUM DESIGN PRESSURES**

| Roof Areas  | Field             | Perimeter and Corner <sup>1</sup> | Perimeter and Corner <sup>1,2</sup> |
|---|-------------------|-----------------------------------|-------------------------------------|
| <b>Maximum Design Pressures</b>   | <b>-69.25 psf</b> | <b>-106.75 psf</b>                | <b>-165.00 psf</b>                  |
| <b>Maximum Clip Spacing</b>   | <b>24" o.c.</b>   | <b>12" o.c.</b>                   | <b>12" o.c.</b>                     |
| <b>Clip Size</b>  | <b>2" Clip</b>    | <b>2" Clip</b>                    | <b>6" Clip</b>                      |
| 1. Extrapolation shall not be allowed   |                   |                                   |                                     |
| 2. Place a bead of Bostik 70-05A sealant in the lateral seams prior to seaming. |                   |                                   |                                     |



## SYSTEM LIMITATIONS

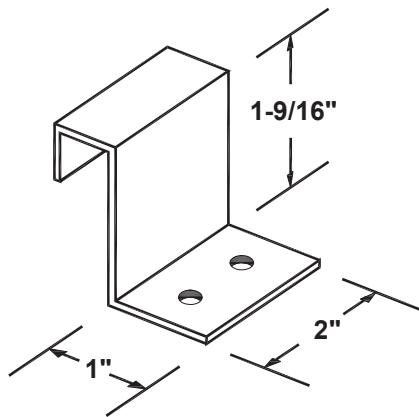
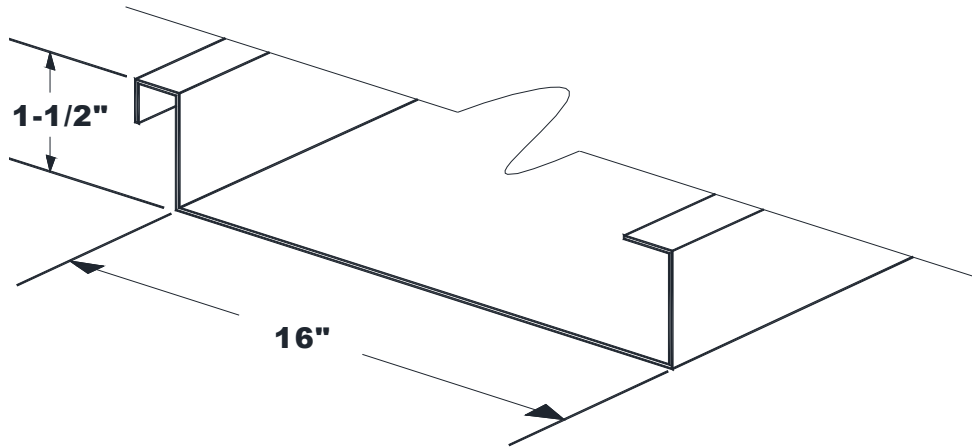
1. Fire classification is not part of this acceptance; refer to a current Approved Roofing Materials Directory for fire ratings of this product.
2. The maximum designed pressure listed herein shall be applicable to all roof pressure zones (i.e., field, perimeters, and corners). Neither rational analysis, nor extrapolation shall be permitted for enhanced fastening at enhanced pressure zones (i.e., perimeters, extended corners and corners).
3. Panels may be rolls formed in continuous lengths from eave to ridge. Maximum lengths shall be as described in Roofing Application Standard RAS 133
4. All panels shall be permanently labeled with the manufacturer's name and/or logo, and the following statement: "Miami-Dade County Product Control Approved" **or** with the Miami-Dade County Product Control Seal as seen below. All clips shall be permanently labeled with the manufacturer's name and/or logo, and/or model.



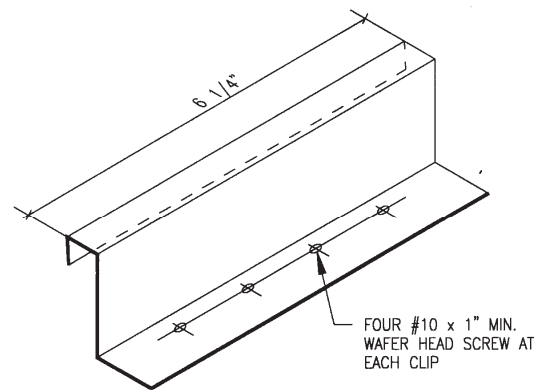
5. All products listed herein shall have a quality assurance audit in accordance with the Florida Building Code and Rule **61G20-3** of the Florida Administrative Code.
6. Panels may be jobsite roll formed with machine model #(s) **021603** from Englert Rollformed Products Association.



## PROFILE DRAWINGS

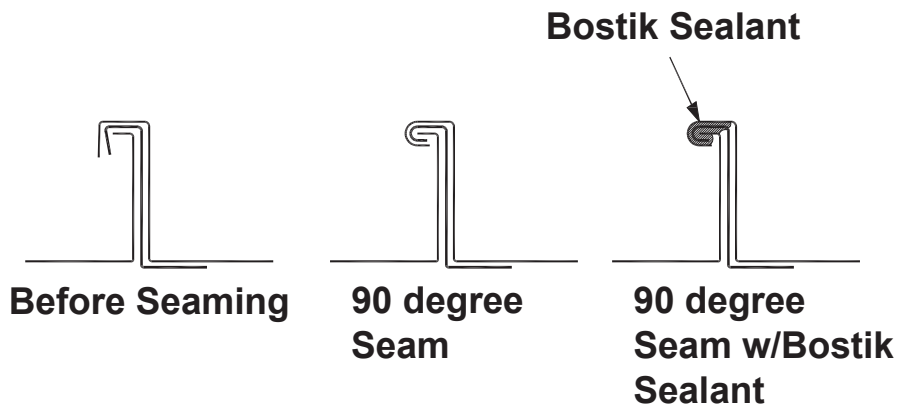


**2" CLIP DETAIL**  
(FIELD AND PERIMETER AND CORNER OPTION)



**CLIP ISOMETRIC**

(PERIMETER AND CORNER OPTION)



**SERIES 1300 PANEL SYSTEM**  
**END OF THIS ACCEPTANCE**