



DEPARTMENT OF REGULATORY AND ECONOMIC RESOURCES (RER)  
BOARD AND CODE ADMINISTRATION DIVISION

MIAMI-DADE COUNTY  
PRODUCT CONTROL SECTION  
11805 SW 26 Street, Room 208  
Miami, Florida 33175-2474  
T (786) 315-2590 F (786) 315-2599  
[www.miamidade.gov/economy](http://www.miamidade.gov/economy)

## NOTICE OF ACCEPTANCE (NOA)

**Wolverine Roofing, LLC**  
1300 Old Dixie Highway, Suite 101  
Lake Park, FL 33403

### SCOPE:

This NOA is being issued under the applicable rules and regulations governing the use of construction materials. The documentation submitted has been reviewed and accepted by Miami-Dade County RER - Product Control Section to be used in Miami Dade County and other areas, where allowed by the Authority Having Jurisdiction (AHJ).

This NOA shall not be valid after the expiration date stated below. The Miami-Dade County Product Control Section (In Miami Dade County) and/or the AHJ (in areas other than Miami Dade County) reserve the right to have this product or material tested for quality assurance purposes. If this product or material fails to perform in the accepted manner, the manufacturer will incur the expense of such testing and the AHJ may immediately revoke, modify, or suspend the use of such product or material within their jurisdiction. RER reserves the right to revoke this acceptance if it is determined by Miami-Dade County Product Control Section that this product or material fails to meet the requirements of the applicable building code.

This product is approved as described herein and has been designed to comply with the Florida Building Code including the High Velocity Hurricane Zone of the Florida Building Code.

### DESCRIPTION: Englert Series 1300 - 0.032in Aluminum Panel over Steel Deck

**LABELING:** Each unit shall bear a permanent label with the manufacturer's name or logo, city, state and following statement: "Miami-Dade County Product Control Approved", unless otherwise noted herein.

**RENEWAL** of this NOA shall be considered after a renewal application has been filed and there has been no change in the applicable building code negatively affecting the performance of this product.

**TERMINATION** of this NOA will occur after the expiration date or if there has been a revision or change in the materials, use, and/or manufacture of the product or process. Misuse of this NOA as an endorsement of any product, for sales, advertising or any other purposes shall automatically terminate this NOA. Failure to comply with any section of this NOA shall be cause for termination and removal of NOA.

**ADVERTISEMENT:** The NOA number preceded by the words Miami-Dade County, Florida, and followed by the expiration date may be displayed in advertising literature. If any portion of the NOA is displayed, then it shall be done in its entirety.

**INSPECTION:** A copy of this entire NOA shall be provided to the user by the manufacturer or its distributors and shall be available for inspection at the job site at the request of the Building Official.

This NOA consists of pages 1 through 9.

The submitted documentation was reviewed by Sifang Zhao, P.E.

10/21/2021



NOA No: 21-0701.14  
Expiration Date: 10/21/2026  
Approval Date: 10/21/2021  
Page 1 of 9

## ROOFING ASSEMBLY APPROVAL

<b><u>Category:</u></b>	Roofing
<b><u>Sub-Category:</u></b>	Metal, Panels (Non-Structural)
<b><u>Material:</u></b>	Aluminum
<b><u>Steel</u></b>	Wood
<b><u>Maximum Design Pressure</u></b>	See Table A Herein

### TRADE NAMES OF PRODUCTS MANUFACTURED OR LABELED BY APPLICANT:

<b><u>Product</u></b>	<b><u>Dimensions</u></b>	<b><u>Test Specifications</u></b>	<b><u>Product Description</u></b>
Series 1300	l = various w = 20" Thickness = 0.032" Min. Yield Strength: 24 ksi	TAS 110 TAS 125	Aluminum, preformed, standing seam, coated panels.
Series 1300 Clip Part #: 05815A	l = 3" w = 13/16" h = 1-9/16" Thickness Min. = Top: 0.015" Base: 0.030"	TAS 114	Corrosion resistant, two-piece floating, stainless steel clips for metal panel installation.
Trim Pieces	l = varies w = varies Thickness = 0.032"	TAS 110	Standard flashing and trim pieces. Manufactured for each panel width.

### TRADE NAMES OF PRODUCTS MANUFACTURED BY OTHERS:

<b><u>Product</u></b>	<b><u>Dimensions</u></b>	<b><u>Test Specifications</u></b>	<b><u>Product Description</u></b>	<b><u>Manufacturer</u></b>
Fire Barrier Board ("Dens Deck")	min. 1/4" thick	Fire barrier for Class 'A' fire rating.	Georgia-Pacific with current NOA	Fire Barrier Board ("Dens Deck")
Fasteners (Panel Clips)	min. 1/4" screw.	Corrosion resistant, pancake head, self- drilling, self- threading screws	generic	Fasteners (Panel Clips)
Bearing Plate	l = 6" w = 4-3/4" Thickness = 24ga.			Englert Inc.
Insulation Board	3/4" – 4" thick Min. 20 psi compressive strength	Polyisocyanurate foam	Approved	Insulation Board



## EVIDENCE SUBMITTED

<u>Test Agency</u>	<u>Test Identifier</u>	<u>Test Name/Report</u>	<u>Date</u>
Architectural Testing, Inc.	01-32797.01 C0413-01-109-18-r1	TAS 100 TAS 125	11/05/08 12/18/12
BASF		ASTM G23 ASTM B117	11/15/04
Intertek	G5733.01-106-18	TAS 114 App G	01/05/17

## APPROVED ASSEMBLIES:

<b>System A-1:</b>	Series 1300 Metal Roof Panels 20" wide
<b>Deck Type:</b>	Steel, Insulated or non-insulated
<b>Deck Description:</b>	Metal roof deck 22 MSG grade A. coated steel. Panel continuous over two or more spans without endlaps.
<b>Slope Range:</b>	2": 12" or greater (1":12" effective w/2020 FBC 7 <sup>th</sup> Edition)
<b>Maximum Uplift Pressure:</b>	See Table A below

---

<b>Deck Attachment:</b>	Minimum 22 gage steel deck shall be secured 12" o.c. to structural supports spaced a maximum of 5 ft o.c. with <b>one (1)</b> #12-14 x 1" Hex Washer Head screws. Deck sidelaps shall be fastened 12" o.c. with @12-14 x 1" Hex Head self-drilling screws.
<b>Insulation:</b>	(Requires a bearing plate for clip attachment) Maximum ¾" - 4" thick of an approved rigid board insulation with current NOA having a minimum 20psi compressive strength fastened with approved fasteners and plates. Fastening density shall be in compliance with applicable Building Code and Roofing Application Standard RAS 117.
<b>Underlayment:</b>	Minimum underlayment shall be an ASTM D 226 Type II installed with a minimum 4" side-lap and 6" end-laps. Underlayment shall be fastened with approved corrosion resistant fasteners and plates. Spaced 12" o.c. on the laps and two rows spaced 24" o.c. in the field of roll. Or Englert HT Underlayment or any Miami-Dade County Product Control Approved self-adhered underlayment.
<b>Fire Barrier Board:</b>	Any approved fire barrier having a current NOA. Refer to a current fire directory listing for fire ratings of this roofing system assembly as well as the location of the fire barrier within the assembly. See Limitation # 1.
<b>Valleys:</b>	Valley construction shall be in compliance with Roofing Application Standard RAS 133 and with Englert's current published installation instructions.



**Metal Panels and Accessories:**

Install the "Series 1300 Panel" and accessories in compliance with the current published installation instructions and details in Englert's Installation Manual. Flashings, penetrations, valley construction and other details shall be constructed in compliance with Roofing Application Standard RAS 133.

1. Each roof panel is attached to the steel deck along its male rib using the approved two-piece floating clips located 3" from each panel end and at a spacing as listed in **Table A** below. Each clip is attached to substrate with two (2) corrosion resistant 1/4" self drilling pan head screws of sufficient length to penetrate through the deck a minimum of 1/2". Note that each clip shall be placed on top of the bearing plate.
2. Attach adjacent panel by placing the female rib over the male rib and clip. Standing seams shall be mechanically seamed to a full 180 degree seam, (double lock).

**TABLE A**  
**MAXIMUM DESIGN PRESSURES**

<b>Roof Areas</b>	<b>Field</b>	<b>Perimeter and Corner<sup>1</sup></b>
<b>Maximum Design Pressures</b>	<b>-105.00 psf</b>	<b>-135.00 psf</b>
<b>Maximum Clip Spacing</b>	<b>16" o.c.</b>	<b>8" o.c.</b>
1. Extrapolation shall not be allowed		

## SYSTEM LIMITATIONS

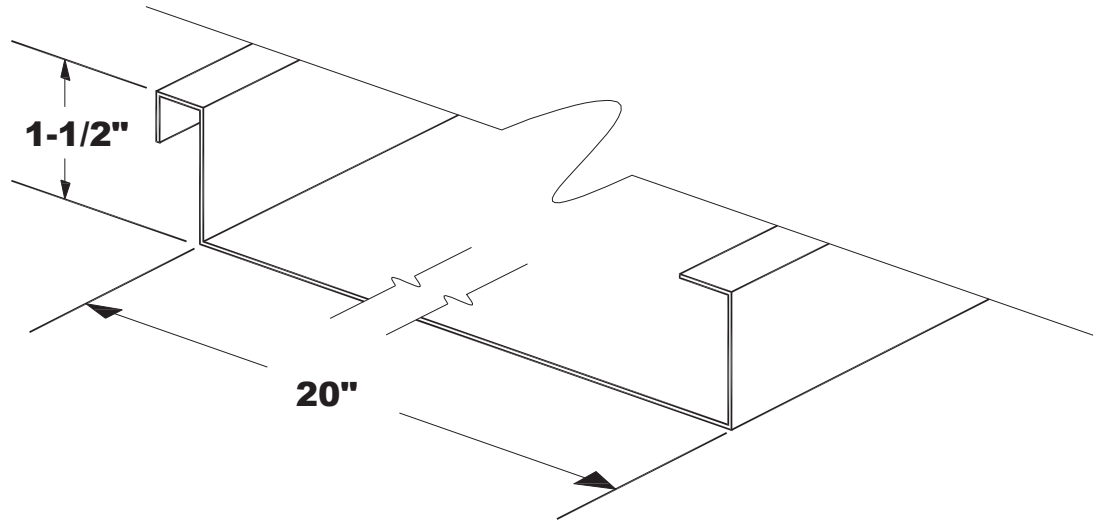
1. Fire classification is not part of this acceptance; refer to a current Approved Roofing Materials Directory for fire ratings of this product.
2. The maximum designed pressure listed herein shall be applicable to all roof pressure zones (i.e., field, perimeters, and corners). Neither rational analysis, nor extrapolation shall be permitted for enhanced fastening at enhanced pressure zones (i.e., perimeters, extended corners and corners).
3. Panels may be rolls formed in continuous lengths from eave to ridge. Maximum lengths shall be as described in Roofing Application Standard RAS 133
4. All panels shall be permanently labeled with the manufacturer's name and/or logo, and the following statement: "Miami-Dade County Product Control Approved" **or** with the Miami-Dade County Product Control Seal as seen below. All clips shall be permanently labeled with the manufacturer's name and/or logo, and/or model.



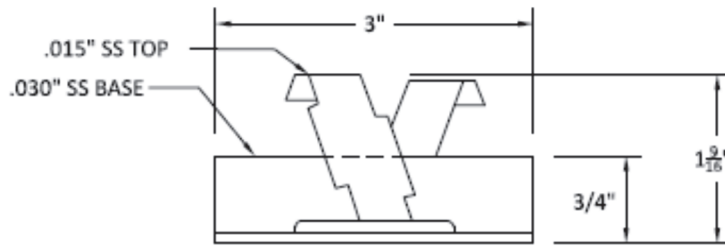
5. All products listed herein shall have a quality assurance audit in accordance with the Florida Building Code and Rule **61G20-3** of the Florida Administrative Code.
6. Panels may be jobsite roll formed with machine model #(s) **021603** from Englert Rollformed Products Association.



## PROFILE DRAWINGS

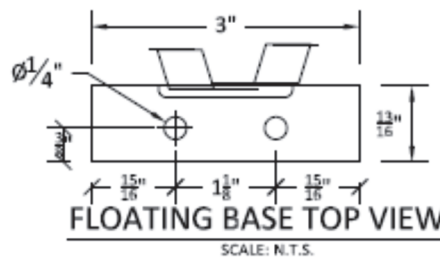


**SERIES 1300 METAL PANEL**



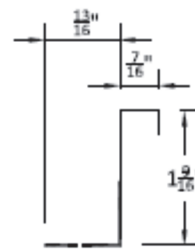
**FLOATING CLIP**

SCALE: N.T.S.



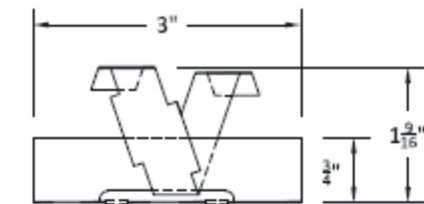
**FLOATING BASE TOP VIEW**

SCALE: N.T.S.



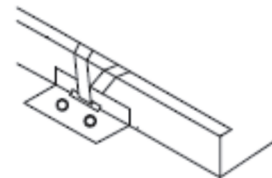
**FLOATING BASE SIDE VIEW**

SCALE: N.T.S.



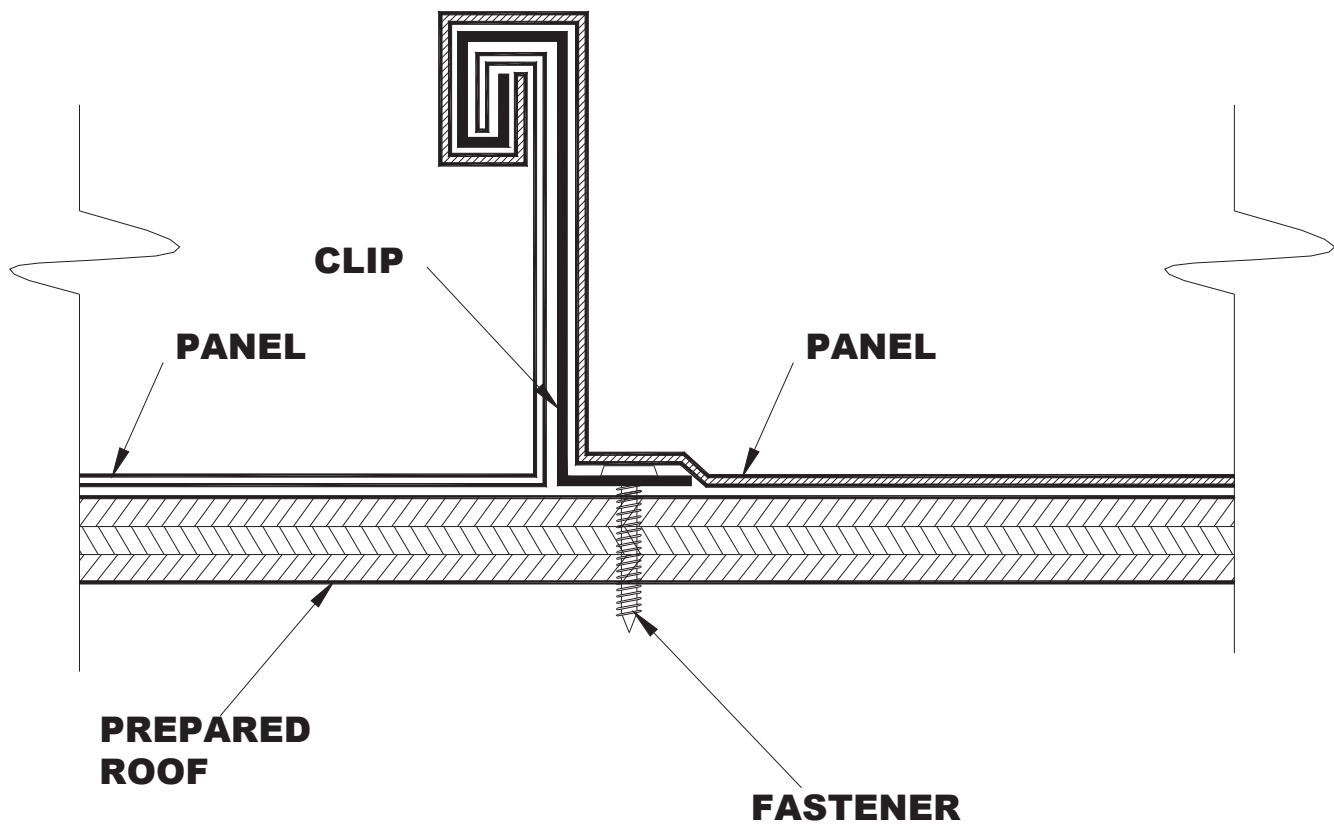
**FLOATING BASE FRONT VIEW**

SCALE: N.T.S.



**SERIES 1300 TWO-PIECE FLOATING CLIP**





**SERIES 1300 PANEL WITH CLIP AND FASTENER  
AFTER SEAMING**

**END OF THIS ACCEPTANCE**