



DEPARTMENT OF REGULATORY AND ECONOMIC RESOURCES (RER)  
BOARD AND CODE ADMINISTRATION DIVISION

MIAMI-DADE COUNTY  
PRODUCT CONTROL SECTION

11805 SW 26 Street, Room 208  
Miami, Florida 33175-2474  
T (786) 315-2590 F (786) 315-2599  
[www.miamidade.gov/economy](http://www.miamidade.gov/economy)

## NOTICE OF ACCEPTANCE (NOA)

**Metal Master Shop, Inc.**  
7484 NW 8<sup>th</sup> Street  
Miami, FL 33126

### SCOPE:

This NOA is being issued under the applicable rules and regulations governing the use of construction materials. The documentation submitted has been reviewed and accepted by Miami-Dade County RER - Product Control Section to be used in Miami-Dade County and other areas where allowed by the Authority Having Jurisdiction (AHJ).

This NOA shall not be valid after the expiration date stated below. The Miami-Dade County Product Control Section (in Miami-Dade County) and/or the AHJ (in areas other than Miami-Dade County) reserve the right to have this product or material tested for quality assurance purposes. If this product or material fails to perform in the accepted manner, the manufacturer will incur the expense of such testing and the AHJ may immediately revoke, modify, or suspend the use of such product or material within their jurisdiction. RER reserves the right to revoke this acceptance, if it is determined by Miami-Dade County Product Control Section that this product or material fails to meet the requirements of the applicable building code.

This product is approved as described herein, and has been designed to comply with the Florida Building Code including the High Velocity Hurricane Zone of the Florida Building Code.

### DESCRIPTION: Master 1.5 Mechanical Steel panel over Wood deck

**LABELING:** Each unit shall bear a permanent label with the manufacturer's name or logo, city, state and following statement: "Miami-Dade County Product Control Approved", unless otherwise noted herein.

**RENEWAL** of this NOA shall be considered after a renewal application has been filed and there has been no change in the applicable building code negatively affecting the performance of this product.

**TERMINATION** of this NOA will occur after the expiration date or if there has been a revision or change in the materials, use, and/or manufacture of the product or process. Misuse of this NOA as an endorsement of any product, for sales, advertising or any other purposes shall automatically terminate this NOA. Failure to comply with any section of this NOA shall be cause for termination and removal of NOA.

**ADVERTISEMENT:** The NOA number preceded by the words Miami-Dade County, Florida, and followed by the expiration date may be displayed in advertising literature. If any portion of the NOA is displayed, then it shall be done in its entirety.

**INSPECTION:** A copy of this entire NOA shall be provided to the user by the manufacturer or its distributors and shall be available for inspection at the job site at the request of the Building Official.

This NOA revises NOA #20-0805.10 and consists of pages 1 through 9.  
The submitted documentation was reviewed by Alex Tigera.



NOA No.: 21-0921.02  
Expiration Date: 10/08/25  
Approval Date: 12/09/21  
Page 1 of 9

**ROOFING ASSEMBLY APPROVAL:**

**Category:** Roofing  
**Sub-Category:** Non-Structural Metal Roofing  
**Material:** Steel  
**Deck Type:** Wood  
**Maximum Design Pressure** See Table A

**TRADE NAMES OF PRODUCTS MANUFACTURED OR LABELED BY APPLICANT:**

<u>Product</u>	<u>Dimensions</u>	<u>Test Specifications</u>	<u>Product Description</u>
Master 1.5 Mechanical	Length: various Width: 16" Thickness 24ga Min. Yield Strength: 50 ksi.	TAS 100 TAS 125	Corrosion resistant, Galvalume-Fluropon coated ASTM A792-AZ50 steel, standing seam, coated, prefinished, metal panels.
2" Clip	Length: 2" Width: 1" Height: 1-9/16"	TAS 125	Corrosion resistant, 24ga galvanized, formed, steel clips for metal panel installation.
3" Clip	Length: 3" Width: 1" Height: 1-9/16"	TAS 125	Corrosion resistant, 24ga galvanized, formed, steel clips for metal panel installation.
10' Clip	Length: 120" Width: 1-1/8" Height: 1-5/8"	TAS 125	Corrosion resistant, 24ga galvanized, formed, steel clips for metal panel installation.
Trim Pieces	Length: varies Width: varies Thickness: 24ga	TAS 100	Standard flashing and trim pieces. Manufactured for each panel width.

**EVIDENCE SUBMITTED:**

<u>Test Agency</u>	<u>Test Identifier</u>	<u>Test Name/Report</u>	<u>Date</u>
Intertek	L0234.01-450-18	TAS 100	07/16/20
	K0234.04-450-18	TAS 125	07/16/20
	L0234.17-450-18 R0	TAS 125	08/30/21
	L0234.15-450-18 R0	TAS 125	08/30/21
PRI Construction Materials Technologies LLC	1272T0002	ASTM B117-11	09/11/19
	1272T0005	ASTM G 155-13	09/24/19



## APPROVED ASSEMBLIES:

<b>System:</b>	Master 1.5 Mechanical (16" Wide Panel)
<b>Deck Type:</b>	Wood, Non-Insulated
<b>Deck Description:</b>	New Construction $1\frac{9}{32}$ " or greater plywood or wood plank.
<b>Slope Range:</b>	2": 12" or greater
<b>Maximum Uplift Pressure:</b>	See Table A below

---

<b>Deck Attachment:</b>	In accordance with applicable Building Code, but in no case shall it be less than 8d annular ring shank nails spaced 6" o.c. In reroofing, where the deck is less than $1\frac{9}{32}$ " thick (Minimum $1\frac{5}{32}$ "). The above attachment method must be in addition to existing attachment. See <b>Table A</b> for plywood thickness minimums.
<b>Underlayment:</b>	Minimum underlayment shall be a ASTM D 226 Type II installed with a minimum 4" side-laps and 6" end-laps. Underlayment shall be fastened with corrosion resistant tin-caps and $1\frac{1}{4}$ " annular ring-shank nails, spaced 6" o.c. at all laps and two staggered rows 12" o.c. in the field of the roll. Or, any Miami-Dade County Product Control Approved underlayment having a current NOA.
<b>Fire Barrier Board:</b>	Any approved fire barrier having a current NOA. Refer to a current fire directory listing for fire ratings of this roofing system assembly as well as the location of the fire barrier within the assembly. See Limitation # 1.
<b>Valleys:</b>	Valley construction shall be in compliance with Roofing Application Standard RAS 133 and with Metal Master Shop, Inc. current published installation instructions.
<b>Metal Panels and Accessories:</b>	<p>Install the 16" wide "Master 1.5 Mechanical Panel" and accessories in compliance with the current published installation instructions and details in Metal Master Shop, Inc. Installation Manual. Flashings, penetrations, valley construction and other details shall be constructed in compliance with Roofing Application Standard RAS 133.</p> <p>Panels shall be installed with galvanized corrosion resistant steel clips as per <b>Table A</b>, with corrosion resistant #10-16 self-tapping pancake screws of sufficient length to penetrate through the sheathing a minimum of <math>\frac{3}{16}</math>". Clips shall be installed with the amount of fasteners and spacing detailed below in <b>Table A</b>.</p>



**TABLE A  
MAXIMUM DESIGN PRESSURES**

<b>Roof Areas</b>	<b>Field</b>	<b>Perimeter and Corner<sup>1</sup></b>	<b>Perimeter and Corner<sup>1</sup></b>	<b>Perimeter and Corner<sup>1</sup></b>	<b>Perimeter and Corner<sup>1</sup></b>
<b>Maximum Design Pressures</b>	<b>-93.5 psf.</b>	<b>-101psf</b>	<b>-123.5psf</b>	<b>-138.5psf</b>	<b>-161psf</b>
<b>Maximum Clip Spacing</b>	24"o.c.	6"o.c.	6"o.c.	n/a	n/a
<b>Maximum Fastener Spacing</b>	2 per clip	2 per clip	2 per clip	6" o.c.	6" o.c.
<b>Clip Size</b>	2" Clip	3" Clip	2" Clip	10' clip	10' clip
<b>Panel Seam</b>	90 Degrees	90 Degrees	180 Degrees	90 Degrees	90 Degrees
<b>Min. Plywood Thickness</b>	15/32"	15/32"	15/32"	15/32"	19/32"
1. Extrapolation shall not be allowed					



## SYSTEM LIMITATIONS

1. Fire classification is not part of this acceptance; refer to a current Approved Roofing Materials Directory for fire ratings of this product.
2. The maximum designed pressure listed herein shall be applicable to all roof pressure zones (i.e. field, perimeters, and corners). Neither rational analysis, nor extrapolation shall be permitted for enhanced fastening at enhanced pressure zones (i.e. perimeters, extended corners and corners).
3. Panels may be rolls formed in continuous lengths from eave to ridge. Maximum lengths shall be as described in Roofing Application Standard RAS 133. This NOA covers 16” max panel width only.
4. All panels shall be permanently labeled with the manufacturer’s name and/or logo, and the following statement: “Miami-Dade County Product Control Approved” **or** with the Miami-Dade County Product Control Seal as seen below. All clips shall be permanently labeled with the manufacturer’s name and/or logo, and/or model.

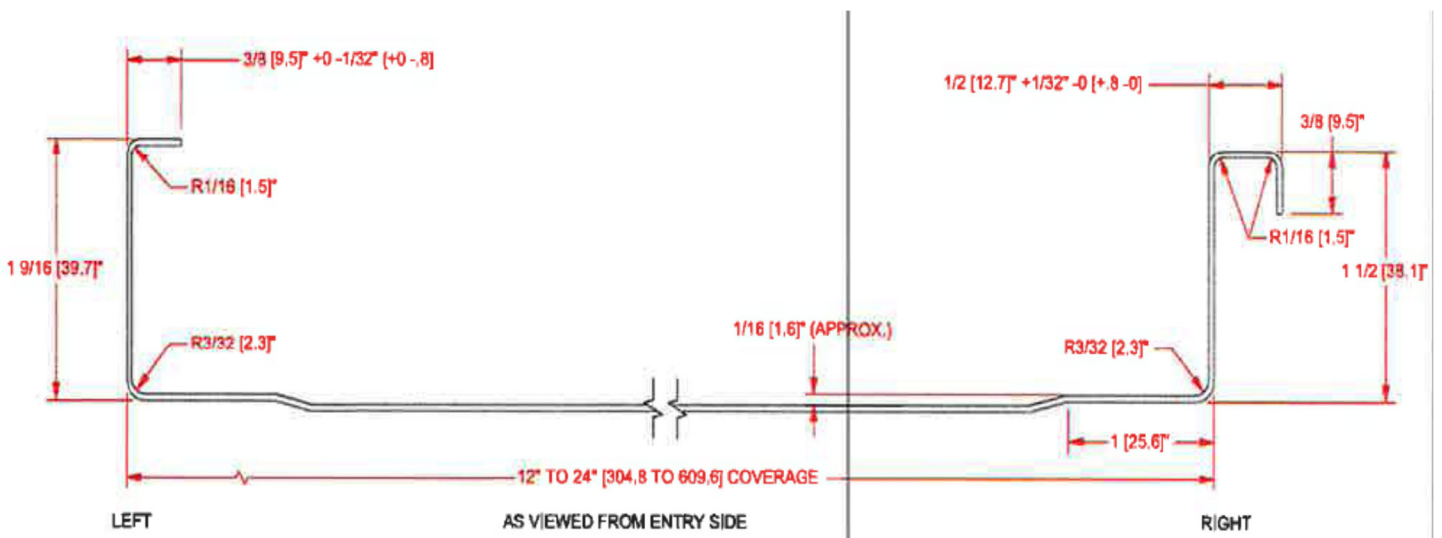
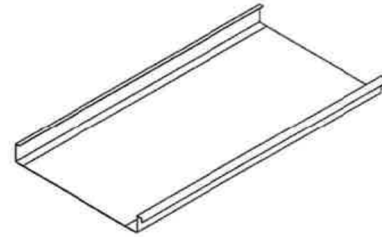


5. All products listed herein shall have a quality assurance audit in accordance with the Florida Building Code and Rule 61G20-3 of the Florida Administrative Code.
6. Panels may be jobsite roll formed with machine model **#100801 or 109212207**



**DRAWINGS  
PANEL PROFILE**

**Master 1.5 Mechanical Steel panel over Wood deck  
16" Wide Panel Max**

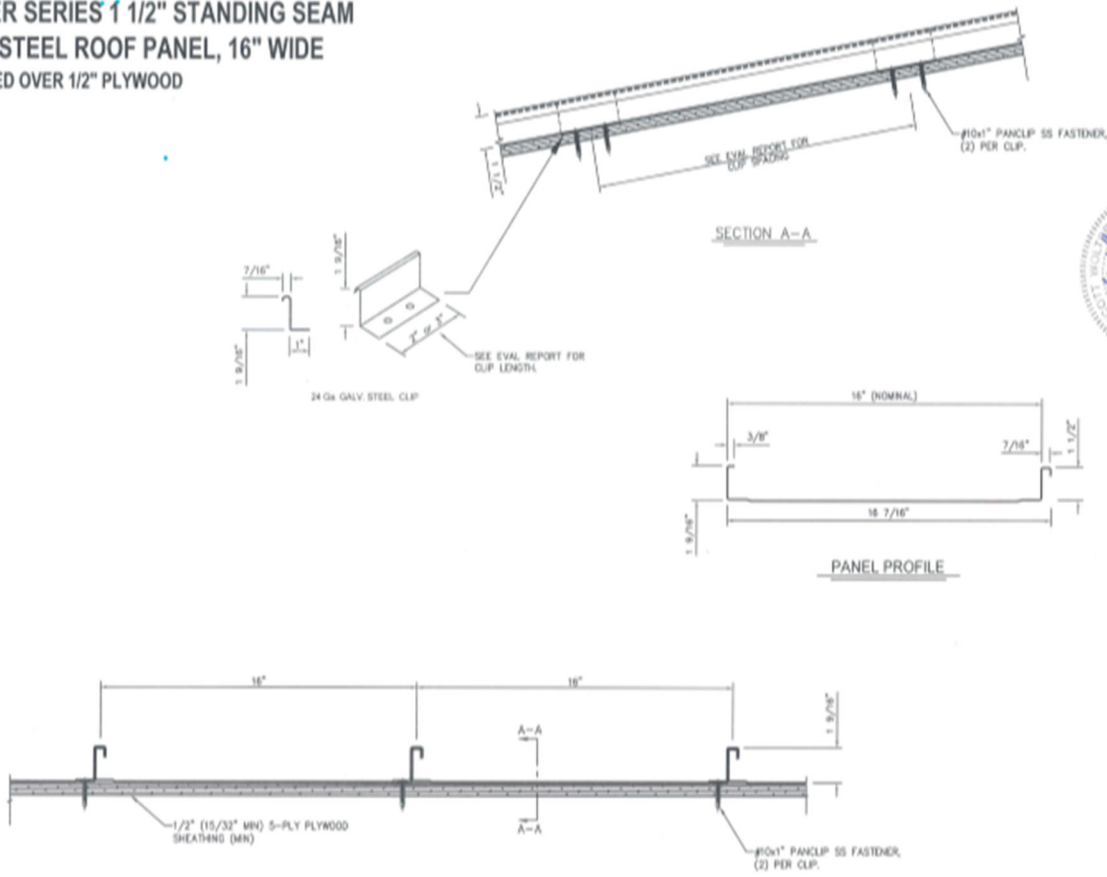


**MAX. 16" INCH WIDE PANEL**



NOA No.: 21-0921.02  
Expiration Date: 10/08/25  
Approval Date: 12/09/21  
Page 6 of 9

**MASTER SERIES 1 1/2" STANDING SEAM**  
**24 Ga. STEEL ROOF PANEL, 16" WIDE**  
**INSTALLED OVER 1/2" PLYWOOD**

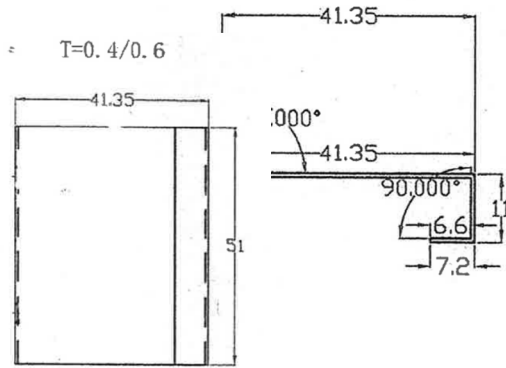


**METAL MASTER SHOP**  
 7484 NW 8TH STREET  
 ARCADIA, FL 33128  
 Ph: (305) 201-8296  
 Email: [Ash@metalmastershop.com](mailto:Ash@metalmastershop.com)  
 Website: [www.metalmastershop.com](http://www.metalmastershop.com)  
 24 GA. GALV. STEEL CLIP  
 #10 X 1" PANCLIP SS FASTENER  
 DATE: 10/2/20  
 DRAWN BY: MSHVITZ  
 CHECKED BY: MSHVITZ  
 SCALE: 1/1"



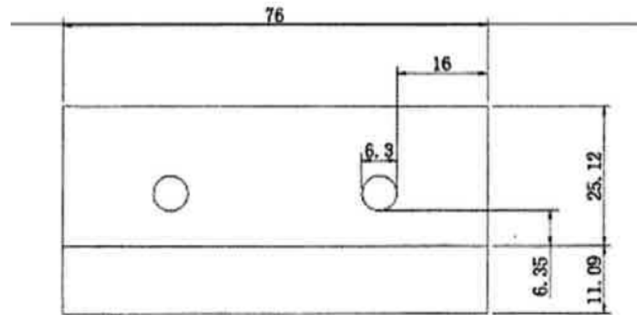
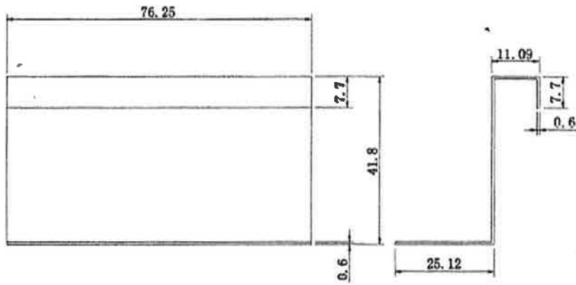
NOA No.: 21-0921.02  
 Expiration Date: 10/08/25  
 Approval Date: 12/09/21  
 Page 7 of 9

**Drawing No. 2 – 2” Clip Details**



**Drawing No. 2  
2” Clip Details**

**Drawing No. 3 - 3” Clip Details**

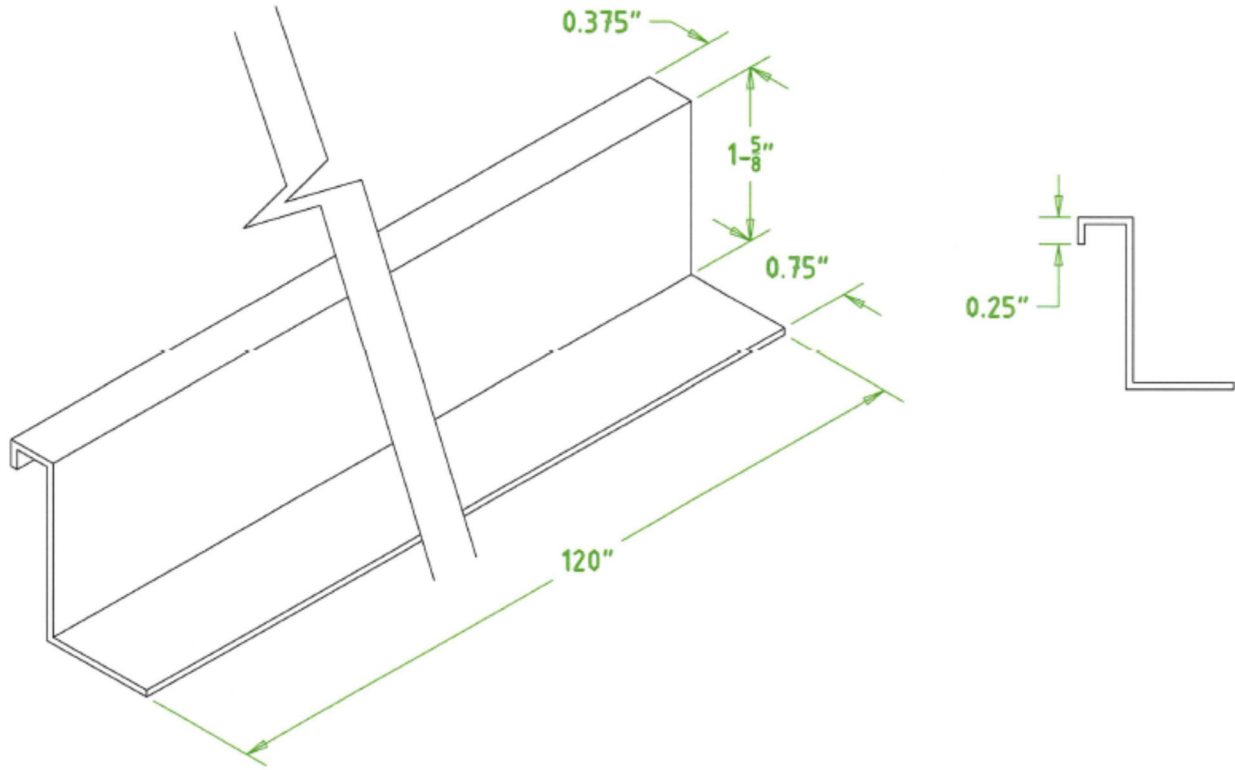


**Drawing No. 3  
3” Clip Details**





**Drawing No. 4 – 10' Clip Detail**



**END OF THIS ACCEPTANCE**

