



DEPARTMENT OF REGULATORY AND ECONOMIC RESOURCES (RER)
BOARD AND CODE ADMINISTRATION DIVISION

MIAMI-DADE COUNTY
PRODUCT CONTROL SECTION
11805 SW 26 Street, Room 208
Miami, Florida 33175-2474
T (786) 315-2590 F (786) 315-2599

NOTICE OF ACCEPTANCE (NOA)

www.miamidade.gov/economy

Seguro Aluminum Railings, Inc.
21 Reagan Road Unit D & E
Brampton Ontario, Canada L7A 1B2

SCOPE:

This NOA is being issued under the applicable rules and regulations governing the use of construction materials. The documentation submitted has been reviewed and accepted by Miami-Dade County RER- Product Control Section to be used in Miami Dade County and other areas where allowed by the Authority Having Jurisdiction (AHJ).

This NOA shall not be valid after the expiration date stated below. The Miami-Dade County Product Control Section (In Miami Dade County) and/or the AHJ (in areas other than Miami Dade County) reserve the right to have this product or material tested for quality assurance purposes. If this product or material fails to perform in the accepted manner, the manufacturer will incur the expense of such testing and the AHJ may immediately revoke, modify, or suspend the use of such product or material within their jurisdiction. RER reserves the right to revoke this acceptance if it is determined by Miami-Dade County Product Control Section that this product or material fails to meet the requirements of the applicable building code.

This product is approved as described herein and has been designed to comply with the High Velocity Hurricane Zone of the Florida Building Code.

DESCRIPTION: Aluminum Picket Railing System

APPROVAL DOCUMENT: Drawing No. 1025, titled "Seguro Aluminum Railing", sheets 1 through 3 of 3, prepared by Seguro Aluminum Railings, Inc., signed and sealed by Paul H. Orr, P.E., on December 11, 2019, bearing the Miami-Dade County Product Control Revision stamp with the Notice of Acceptance number and the expiration date by the Miami-Dade County Product Control Section.

MISSILE IMPACT RATING: None

LABELING: Each unit shall bear a permanent label with the manufacturer's name or logo, city, state and the following statement: "Miami-Dade County Product Control Approved", unless otherwise noted herein.

RENEWAL of this NOA shall be considered after a renewal application has been filed and there has been no change in the applicable building code negatively affecting the performance of this product.

TERMINATION of this NOA will occur after the expiration date or if there has been a revision or change in the materials, use, and/or manufacture of the product or process. Misuse of this NOA as an endorsement of any product, for sales, advertising or any other purposes shall automatically terminate this NOA. Failure to comply with any section of this NOA shall be cause for termination and removal of NOA.

ADVERTISEMENT: The NOA number preceded by the words Miami-Dade County, Florida, and followed by the expiration date may be displayed in advertising literature. If any portion of the NOA is displayed, then it shall be done in its entirety.

INSPECTION: A copy of this entire NOA shall be provided to the user by the manufacturer or its distributors and shall be available for inspection at the job site at the request of the Building Official. The structural adequacy of the supporting structures is not part of this approval & shall be reviewed by the corresponding Building Dept.

This NOA revises NOA #19-0110.03 and consists of this page 1, evidence submitted page E-1 as well as approval document mentioned above.

The submitted documentation was reviewed by **Helmy A. Makar, P.E., M.S.**



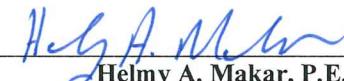
Helmy A. Makar
03/10/2022

NOA No. 22-0203.10
Expiration Date: 03/19/2025
Approval Date: 03/10/2022

Seguro Aluminum Railings, Inc.

NOTICE OF ACCEPTANCE: EVIDENCE SUBMITTED

- 1. EVIDENCE SUBMITTED UNDER PREVIOUS APPROVAL #19-0110.03**
 - A. DRAWINGS**
 1. *Drawing #1025, titled "Seguro Aluminum Railing", 3 sheets, prepared by Seguro Aluminum Railings, Inc., signed & sealed by Paul H. Orr, P.E., on 12/11/2019.*
 - B. TESTS**
 1. *Test report # 9585, dated 09/29/2017, issued by Fenestration Testing Laboratory, Inc., signed and sealed by Idalmis Ortega, P.E.*
 - C. CALCULATIONS**
 1. *Calculations titled "Seguro Aluminum Railing", one page, prepared by Paul H. Orr, P.E., signed and sealed by Paul H. Orr, P.E., on 04/15/19.*
 - D. QUALITY ASSURANCE**
 1. *By Miami-Dade County Department of Regulatory and Economic Resources.*
 - E. MATERIAL CERTIFICATIONS**
 1. *None.*
 - F. STATEMENTS**
 1. *Florida Building Code, 2017 Edition, compliance letter, prepared by Paul H. Orr, P.E., signed and sealed by Paul H. Orr, P.E., on 04/13/2019.*
 2. *Distributor agreement dated 11/24/2018.*
- 2. NEW EVIDENCE SUBMITTED**
 - A. DRAWINGS**
 1. *None.*
 - B. TESTS**
 1. *None.*
 - C. CALCULATIONS**
 1. *None.*
 - D. QUALITY ASSURANCE**
 1. *By Miami-Dade County Department of Regulatory and Economic Resources.*
 - E. MATERIAL CERTIFICATIONS**
 1. *None.*
 - F. STATEMENTS**
 1. *Florida Building Code, 2020 Edition, compliance letter, prepared by Paul H. Orr, P.E., signed and sealed by Paul H. Orr, P.E., on 04/30/2021.*
 2. *Distributor agreement dated 11/24/2018.*



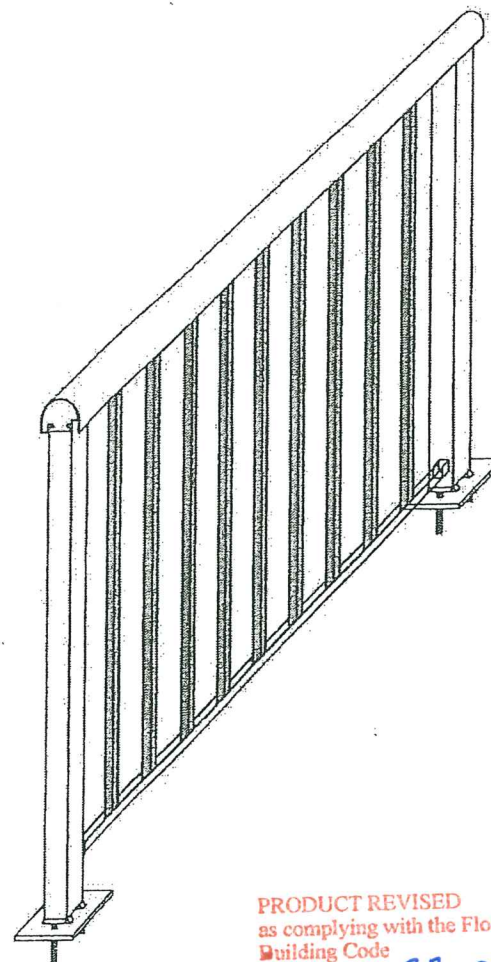
Helmy A. Makar, P.E., M.S.
Product Control Section Supervisor
NOA No. 22-0203.10
Expiration Date: 03/19/2025
Approval Date: 03/10/2022



SEGURO ALUMINUM RAILINGS INC.
21 REGAN ROAD
UNIT D&E
BRAMPTON ONTARIO, CANADA L7A 1B2
TEL: 905-840-RAIL (7245)

SHOP DRAWINGS

SRP- ALUMINIUM BALCONY RAILINGS



PRODUCT REVISED
as complying with the Florida
Building Code
Acceptance No 22-0203.10
Expiration Date 03/19/2025
By H. A. Mohr
Miami Dade Product Control

Approved as complying with the
Florida Building Code
Date 03/19/2020
NOA# 19-0110-03
Miami Dade Product Control

By H. A. Mohr



SEGURO ALUMINUM RAILINGS INC.
21 REGAN ROAD UNIT D&E
BRAMPTON ON, L7A 1B2
TEL: 905-840-RAIL (7245)

CLIENT:
SEGURO ALUMINUM RAILINGS INC.

DESIGN NOTES:

1. GEOMETRIC DESIGN OF GUARDS TO OBC ARTICLE 3.3.1.17, 3.3.2.8 OR 3.4.6.6 AS APPLICABLE.
2. GUARDS CONTAINING GLASS PANELS SHALL CONFORM TO THE GEOMETRIC REQUIREMENTS OF OBC SUPPLEMENTARY STANDARD SB-13.
3. GEOMETRIC DESIGN OF HANDRAILS: TO OBC ARTICLE 3.4.6.5.
4. STRUCTURAL DESIGN OF GUARDS AND/OR HANDRAILS: TO PART 4 OF THE 2012 ONTARIO BUILDING CODE.
5. DESIGN LOADS ON GUARDS:
 - A. LIVE LOADS: HORIZONTAL (INWARD OR OUTWARD) AND VERTICAL LOADS AS PER OBC ARTICLE 4.1.3.2.A.
 - B. WIND LOAD: HORIZONTAL LOAD (INWARD OR OUTWARD) ON THE NON-OPEN AREA OF THE GUARD AS PER OBC ARTICLE 4.1.7.1.
 - C. GUARDS AND GUARD COMPONENTS ARE DESIGNED TO ACCOMMODATE THE COMBINATION OF FACTORED LIVE AND WIND LOADS AS PER OBC TABLE 4.1.3.2.A LOAD CLASS 2 AND 4.
6. GUARDS CONTAINING GLASS PANELS HAVE BEEN DESIGNED WITH A SUFFICIENT GLASS CLEARANCES TO ACCOMMODATE LATERAL LOAD-INDUCED DEFLECTION AND THERMAL EXPANSION/CONTRACTION DESIGN LOADS ON HANDRAILS: AS PER OBC SENTENCE 3.4.6.5.(12).
7. SUPPORTING CONSTRUCTION MUST BE STRUCTURALLY ADEQUATE TO ACCOMMODATE GUARD AND/OR HANDRAIL REACTIONS.
8. DESIGN OF ALUMINUM STRUCTURAL COMPONENTS: TO OBC SENTENCE 4.3.5.1.(1).
9. DESIGN OF GLAZING PANELS TO THE FOLLOWING:
 - A. OBC SUPPLEMENTARY STANDARD SB-13.
 - B. OBC SENTENCE 4.3.6.1.(1).
10. DESIGN OF ANCHORS INTO CONCRETE: TO CSA-A23.3-04 ANNEX D.
11. DESIGN OF ANCHORS INTO WOOD: TO CSA-086-09.

MATERIALS:

1. ALUMINUM ALLOY AND TEMPER:
 - A. WELDING OPERATIONS AND PROCEDURES USED SHALL BE QUALIFIED TO CSA STANDARD W47.2 AND W59.2.
 - B. SOLID INFLI PANELS: 3003-H14.
2. BUILD AREA TO BE GROUNDED AND BUFFED SMOOTH ON TOP AND OUTER PERIMETER EDGES.
3. ANCHOR HARDWARE: STAINLESS STEEL (AISI TYPE 304 OR TYPE 316).
 - A. ALL BOLTS TO BE STAINLESS STEEL; ANCHORS TO BE S.S GRADE 304 (AISI).
 - B. ALL SCREWS TO BE HIGH STRENGTH STAINLESS STEEL, HEAT TREATED AISI-TYPE 410 ALLOY AS PER SPECIFICATION.
4. GUARDS CONTAINING GLASS: TO CAN/CSG 12.1-M90. GLASS TO MEET REQUIRED TRANSMITTANCE SPECIFICATIONS: GLASS TO BE 6mm HEAT SOAKED TAMPED GLASS.
5. ASSUMED CONCRETE COMPRESSIVE STRENGTH: 30 MPa.
6. UV STABLE RIGID PVC GLAZING GASKETS C/W FLEXIBLE RUBBER LIPS SECURE GLASSING INTO UPPER AND LOWER ALUMINUM EXTRUSIONS.

GENERAL:

1. CONTRACTOR TO FIELD-VERIFY ALL DIMENSIONS QUANTITIES PRIOR TO FABRICATION. VERTICAL MEASUREMENTS SHALL ACCOUNT FOR DECK SLOPE BUT NOT FOR DEVIATIONS FROM A PLANAR SURFACE. ANY SIGNIFICANT SURFACE DIVINATIONS WILL BE CORRECTED ON-SITE WITH THE PLACEMENT OF SHIMS BELOW THE POST BASE PLATES.
2. CONTRACTOR TO VERIFY FINISH COLOR WITH OWNER PRIOR TO FABRICATION.
3. INSTALL ALL ANCHORS IN ACCORDANCE WITH MANUFACTURES SPECIFICATIONS, OBSERVING ALL MINIMUM EDGE DISTANCE AND SPACING REQUIREMENTS.
4. ENSURE COMPLIANCE WITH MAXIMUM OPENING SIZE AND CLIMBABILITY REQUIREMENT OF THE ONTARIO BUILDING CODE.
5. CONTRACTORS IS NOT RESPONSIBLE FOR WATER TIGHTNESS AT CONNECTIONS TO PARAPETS, WALLS, COLUMNS FLOORS AND/OR ROOFS AND FOR THE STRUCTURAL ADEQUACY OF THE BUILDING COMPONENTS PROVIDING SUPPORT FOR GUARDRAILS AND HANDRAILS INCLUDING BACKING FOR SPECIFIC CONNECTIONS.
6. FABRICATION WILL MEET FABRICATION TOLERANCE WITHIN THE SPECIFIED RANGE.

DRAWING TITLE
RAILING TYPE SR-1

CONTRACT # 1025


REVISION DATE:
N/A

DWG. BY M.V.

CHECKED BY J.A.

PAGE 1/3

DATE: 03/21/2017





SEGURO ALUMINUM RAILINGS INC.
21 HECAN ROAD UNIT D51
BRAMPTON ON, L7A 1B2
TEL: 905-840-RAIL(7245)

CLIENT:
SEGURO ALUMINUM RAILINGS INC.

DESIGN NOTES:

1. GEOMETRIC DESIGN OF GUARDS TO OBC ARTICLE 3.3.1.17, 3.3.2.8 OR 3.4.6.6 AS APPLICABLE
2. GUARDS CONTAINING GLASS PANELS SHALL CONFORM TO THE GEOMETRIC REQUIREMENTS OF OBC SUPPLEMENTARY STANDARD SB-13
3. GEOMETRIC DESIGN OF HANDRAILS: TO OBC ARTICLE 3.4.6.5
4. STRUCTURAL DESIGN OF GUARDS AND/OR HANDRAILS: TO PART 4 OF THE 2012 ONTARIO BUILDING CODE.
5. DESIGN LOADS ON GUARDS:
 - A. LIVE LOADS: HORIZONTAL (INWARD OR OUTWARD) AND VERTICAL LOADS AS PER OBC ARTICLE 4.1.3.2.A
 - B. WIND LOAD: HORIZONTAL LOAD (INWARD OR OUTWARD) ON THE NON-OPEN AREA OF THE GUARD AS PER OBC ARTICLE 4.1.7.1
 - C. GUARDS AND GUARD COMPONENTS ARE DESIGNED TO ACCOMMODATE THE COMBINATION OF FACTORED LIVE AND WIND LOADS AS PER OBC TABLE 4.1.3.2.A LOAD CLASS 2 AND 4
6. GUARDS CONTAINING GLASS PANELS HAVE BEEN DESIGNED WITH A SUFFICIENT GLASS CLEARANCES TO ACCOMMODATE LATERAL LOAD-INDUCED DEFLECTION AND THERMAL EXPANSION/CONTRACTION
7. DESIGN LOADS ON HANDRAILS: AS PER OBC SENTENCE 3.4.6.5.(12)
8. SUPPORTING CONSTRUCTION MUST BE STRUCTURALLY ADEQUATE TO ACCOMMODATE GUARD AND/OR HANDRAIL REACTIONS.
9. DESIGN OF ALUMINUM STRUCTURAL COMPONENTS: TO OBC SENTENCE 4.3.5.1.(1)
10. DESIGN OF GLAZING PANELS TO THE FOLLOWING:
 - A. OBC SUPPLEMENTARY STANDARD SB-13
 - B. OBC SENTENCE 4.3.6.1.(1)
11. DESIGN OF ANCHORS INTO CONCRETE: TO CSA-A23.3-04 ANNEX D
12. DESIGN OF ANCHORS INTO WOOD: TO CSA-086-09

MATERIALS:

1. ALUMINUM ALLOY AND TEMPER
 - A. WELDING OPERATIONS AND PROCEDURES USED SHALL BE QUALIFIED TO CSA STANDARD W47.2 AND W59.2
2. SOLID INFLI PANELS: 3003-H14
3. BUILD AREA TO BE GROUNDED AND BUFFED SMOOTH ON TOP AND OUTER PERIMETER EDGES
3. ANCHOR HARDWARE: STAINLESS STEEL (AISI TYPE 304 OR TYPE 316)
 - A. ALL BOLTS TO BE STAINLESS STEEL: ANCHORS TO BE S.S GRADE 304 (AISI)
 - B. ALL SCREWS TO BE HIGH STRENGTH STAINLESS STEEL, HEAT TREATED AISI-TYPE 410 ALLOY AS PER SPECIFICATION
4. GUARDS CONTAINING GLASS: TO CAN/CGSB 12.1-M90. GLASS TO MEET REQUIRED TRANSMITTANCE SPECIFICATIONS: GLASS TO BE 6mm HEAT SOAKED TAMPED GLASS
5. ASSUMED CONCRETE COMPRESSIVE STRENGTH: 30 MPa
6. UV STABLE RIGID PVC GLAZING GASKETS CAN FLEXIBLE RUBBER LIPS SECURE GLASSING INTO UPPER AND LOWER ALUMINUM EXTRUSIONS

GENERAL:

1. CONTRACTOR TO FIELD-VERIFY ALL DIMENSIONS QUANTITIES PRIOR TO FABRICATION. VERTICAL MEASUREMENTS SHALL ACCOUNT FOR DECK SLOPE BUT NOT FOR DEVIATIONS FROM A PLANAR SURFACE. ANY SIGNIFICANT SURFACE DIVINATIONS WILL BE CORRECTED ON-SITE WITH THE PLACEMENT OF SHIMS BELOW THE POST BASE PLATES.
2. CONTRACTOR TO VERIFY FINISH COLOR WITH OWNER PRIOR TO FABRICATION
3. INSTALL ALL ANCHORS IN ACCORDANCE WITH MANUFACTURER'S SPECIFICATIONS: OBSERVING ALL MINIMUM EDGE DISTANCE AND SPACING REQUIREMENTS
4. ENSURE COMPLIANCE WITH MAXIMUM OPENING SIZE AND CLIMBABILITY REQUIREMENT OF THE ONTARIO BUILDING CODE.
5. CONTRACTORS IS NOT RESPONSIBLE FOR WATER TIGHTNESS AT CONNECTIONS TO PARAPETS, WALLS, COLUMNS FLOORS AND/OR ROOFS AND FOR THE STRUCTURAL ADEQUACY OF THE BUILDING COMPONENTS PROVIDING SUPPORT FOR GUARDRAILS AND HANDRAILS INCLUDING BACKING FOR SPECIFIC CONNECTIONS.
6. FABRICATION WILL MEET FABRICATION TOLERANCE WITHIN THE SPECIFIED RANGE

DRAWING TITLE
RAILING TYPE SRP

CONTRACT # 1025

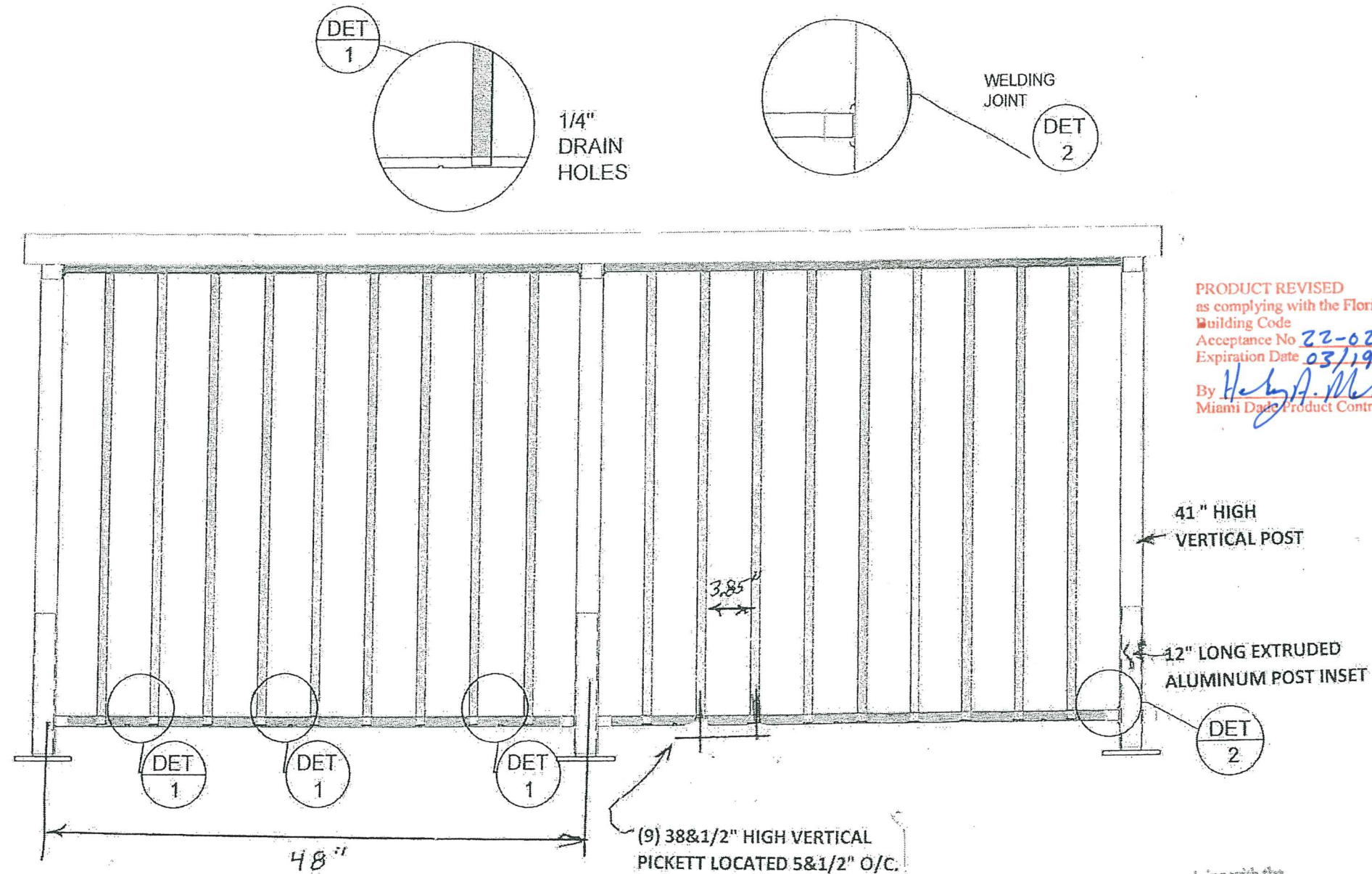
REVISION DATE:
N/A

DWG. BY M.V.

CHECKED BY J.A.

PAGE 2/3


DATE: 03/21/2017

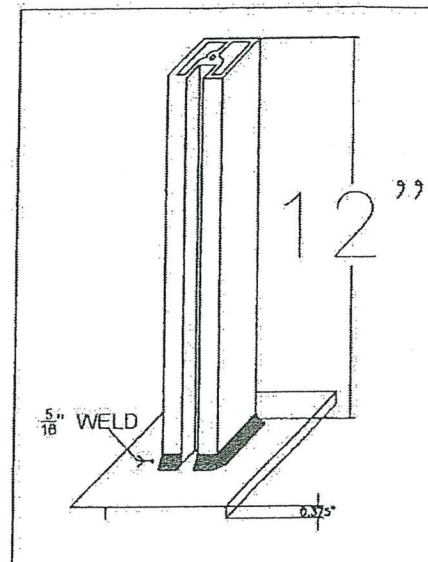
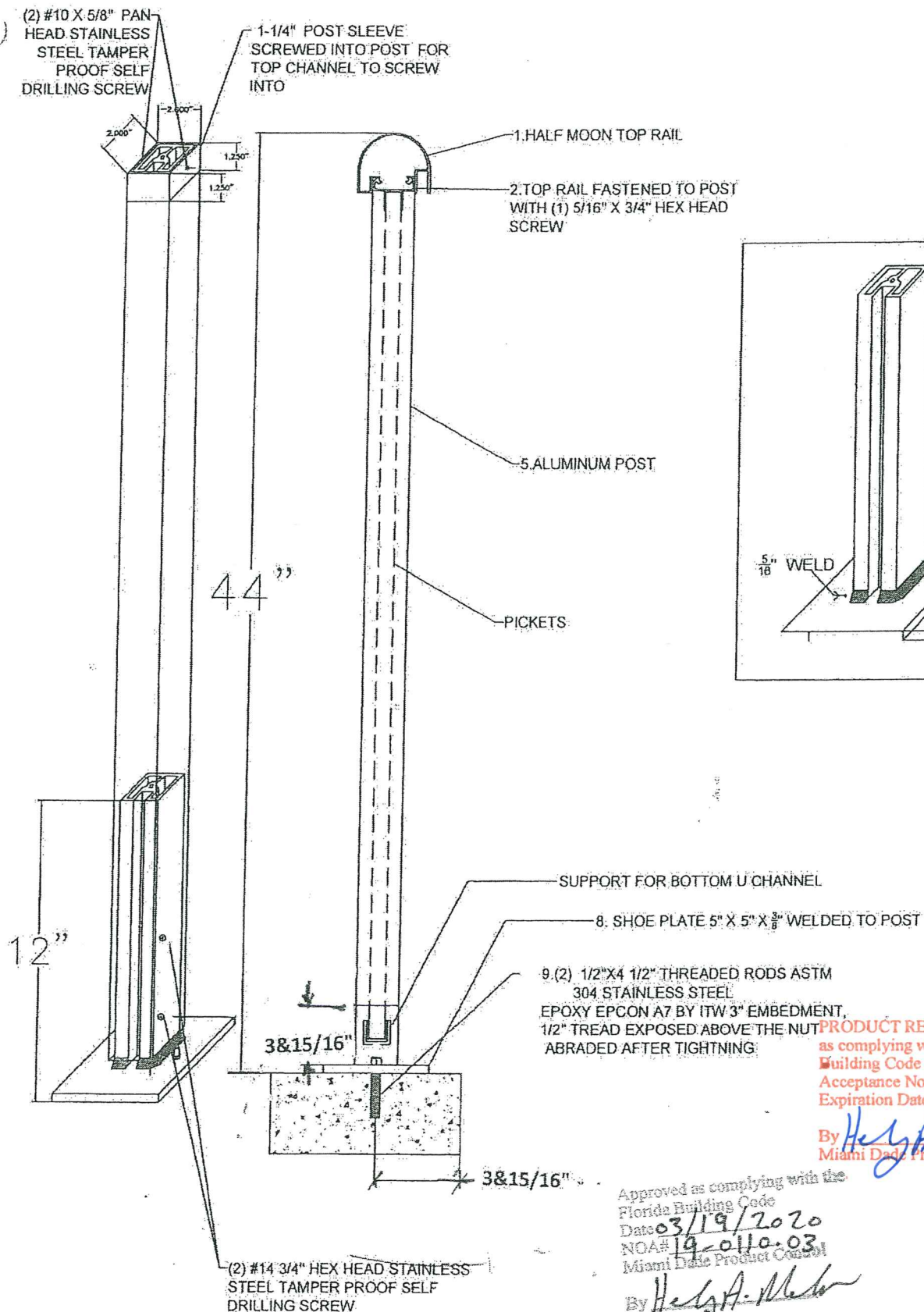


ALUMINUM PICKETT RAILING SYSTEM

Approved as complying with the
Florida Building Code
Date 03/19/2020
NOA# 19-0110-03
Miami Dade Product Control

By H. A. M.





	TOP RAIL DIE# S-27810 ALLOY# 6063
	PICKET U-CHANNEL DIE# S-2121
	PICKETS
	POST DIE# H-27816 ALLOY# 6063
	SUPPORT FOR PICKET U CHANNEL
	POST SLEEVE DIE# H-27815 ALLOY# 6063
	END CAPS
	STANDARD SHOE
	SHOE PLATE
	HAND RAIL DIE# S-27811 ALLOY# 6063



SEGURO ALUMINUM RAILINGS INC.
21 RIGGS ROAD UNIT ONE
BRAMPTON ON, L7A 1B7
TEL: 905-640-RAIL(7245)

CLIENT:
SEGURO ALUMINUM RAILINGS INC.

DESIGN NOTES:

- GEOMETRIC DESIGN OF GUARDS TO OBC ARTICLE 3.3.1.17, 3.3.2.8 OR 3.4.6.6 AS APPLICABLE
- GUARDS CONTAINING GLASS PANELS SHALL CONFORM TO THE GEOMETRIC REQUIREMENTS OF OBC SUPPLEMENTARY STANDARD SB-13
- GEOMETRIC DESIGN OF HANDRAILS: TO OBC ARTICLE 3.4.6.5
- STRUCTURAL DESIGN OF GUARDS AND/OR HANDRAILS: TO PART 4 OF THE 2012 ONTARIO BUILDING CODE
- DESIGN LOADS ON GUARDS:
 - LIVE LOADS: HORIZONTAL (INWARD OR OUTWARD) AND VERTICAL LOADS AS PER OBC ARTICLE 4.1.3.2.A
 - WIND LOAD: HORIZONTAL LOAD (INWARD OR OUTWARD) ON THE NON-OPEN AREA OF THE GUARD AS PER OBC ARTICLE 4.1.7.1
 - GUARDS AND GUARD COMPONENTS ARE DESIGNED TO ACCOMMODATE THE COMBINATION OF FACTORED LIVE AND WIND LOADS AS PER OBC TABLE 4.1.3.2.A LOAD CLASS 2 AND 4
- GUARDS CONTAINING GLASS PANELS HAVE BEEN DESIGNED WITH A SUFFICIENT GLASS CLEARANCES TO ACCOMMODATE LATERAL LOAD-INDUCED DEFLECTION AND THERMAL EXPANSION/CONTRACTION
- DESIGN LOADS ON HANDRAILS: AS PER OBC SENTENCE 3.4.6.5.(12)
- SUPPORTING CONSTRUCTION MUST BE STRUCTURALLY ADEQUATE TO ACCOMMODATE GUARD AND/OR HANDRAIL REACTIONS
- DESIGN OF ALUMINUM STRUCTURAL COMPONENTS: TO OBC SENTENCE 4.3.5.1.(1)
- DESIGN OF GLAZING PANELS TO THE FOLLOWING
 - OBC SUPPLEMENTARY STANDARD SB-13
 - OBC SENTENCE 4.3.6.1.(1)
- DESIGN OF ANCHORS INTO CONCRETE: TO CSA-A23.3-04 ANNEX D
- DESIGN OF ANCHORS INTO WOOD: TO CSA-086-09

MATERIALS:

- ALUMINUM ALLOY AND TEMPER
 - WELDING OPERATIONS AND PROCEDURES USED SHALL BE QUALIFIED TO CSA STANDARD W47.2 AND W59.2
 - SOLID INFLI PANELS: 3003-H14
 - BUILD AREA TO BE GROUNDED AND BUFFED SMOOTH ON TOP AND OUTER PERIMETER EDGES
 - ANCHOR HARDWARE: STAINLESS STEEL: (AISI TYPE 304 OR TYPE 315)
 - ALL BOLTS TO BE STAINLESS STEEL: ANCHORS TO BE S.S. GRADE 304 (AISI)
 - ALL SCREWS TO BE HIGH STRENGTH STAINLESS STEEL, HEAT TREATED AISI-TYPE 410 ALLOY AS PER SPECIFICATION
 - GUARDS CONTAINING GLASS: TO CAN/CGSB 12.1-M90. GLASS TO MEET REQUIRED TRANSMITTANCE SPECIFICATIONS: GLASS TO BE 6mm HEAT SOAKED TAMPED GLASS
 - ASSUMED CONCRETE COMPRESSIVE STRENGTH: 30 MPa
 - UV STABLE RIGID PVC GLAZING GASKETS CAN FLEXIBLE RUBBER LIPS SECURE GLASSING INTO UPPER AND LOWER ALUMINUM EXTRUSIONS
- GENERAL:
- CONTRACTOR TO FIELD-VERIFY ALL DIMENSIONS QUANTITIES PRIOR TO FABRICATION. VERTICAL MEASUREMENTS SHALL ACCOUNT FOR DECK SLOPE BUT NOT FOR DEVIATIONS FROM A PLANAR SURFACE. ANY SIGNIFICANT SURFACE DIVINATIONS WILL BE CORRECTED ON-SITE WITH THE PLACEMENT OF SHIMS BELOW THE POST BASE PLATES.
 - CONTRACTOR TO VERIFY FINISH COLOR WITH OWNER PRIOR TO FABRICATION
 - INSTALL ALL ANCHORS IN ACCORDANCE WITH MANUFACTURES SPECIFICATIONS, OBSERVING ALL MINIMUM EDGE DISTANCE AND SPACING REQUIREMENTS.
 - ENSURE COMPLIANCE WITH MAXIMUM OPENING SIZE AND CLIMBABILITY REQUIREMENT OF THE ONTARIO BUILDING CODE
 - CONTRACTORS IS NOT RESPONSIBLE FOR WATER TIGHTNESS AT CONNECTIONS TO PARAPETS, WALLS, COLUMNS FLOORS AND/OR ROOFS AND FOR THE STRUCTURAL ADEQUACY OF THE BUILDING COMPONENTS PROVIDING SUPPORT FOR GUARDRAILS AND HANDRAILS INCLUDING BACKING FOR SPECIFIC CONNECTIONS.
 - FABRICATION WILL MEET FABRICATION TOLERANCE WITHIN THE SPECIFIED RANGE

DRAWING TITLE
RAILING TYPE SRP

CONTRACT # 1025

REVISION DATE:
N/A

DWG. BY M.V.

CHECKED BY J.A.

PAGE 3/3

DATE: 03/21/2017

ENGINEERING STAMP
ANC DATE: 12/11/2019

STATE OF FLORIDA
ENGINEER

Approved as complying with the
Florida Building Code
Date: 03/19/2020
NOA# 19-0110-03
Miami Date Product Control

By: *Healy A. M...*

PRODUCT REVISED
as complying with the Florida
Building Code
Acceptance No 22-0203.10
Expiration Date 03/19/2025
By: *Healy A. M...*
Miami Date Product Control