



DEPARTMENT OF REGULATORY AND ECONOMIC RESOURCES (RER)
BOARD AND CODE ADMINISTRATION DIVISION

NOTICE OF ACCEPTANCE (NOA)

MIAMI-DADE COUNTY
PRODUCT CONTROL SECTION

11805 SW 26 Street, Room 208
Miami, Florida 33175-2474
T (786) 315-2590 F (786) 315-2599

www.miamidade.gov/economy

Sunrun Installation Services, Inc. d/b/a SnapNrack
775 Fiero Lane, Suite 200
San Luis Obispo, CA 93401

SCOPE:

This NOA is being issued under the applicable rules and regulations governing the use of construction materials. The documentation submitted has been reviewed and accepted by Miami-Dade County RER-Product Control Section to be used in Miami-Dade County and other areas where allowed by the Authority Having Jurisdiction (AHJ).

This NOA shall not be valid after the expiration date stated below. The Miami-Dade County Product Control Section (In Miami-Dade County) and/ or the AHJ (in areas other than Miami-Dade County) reserve the right to have this product or material tested for quality assurance purposes. If this product or material fails to perform in the accepted manner, the manufacturer will incur the expense of such testing and the AHJ may immediately revoke, modify, or suspend the use of such product or material within their jurisdiction. RER reserves the right to revoke this acceptance if it is determined by Miami-Dade County Product Control Section that this product or material fails to meet the requirements of the applicable building code.

This product is approved as described herein and has been designed to comply with the Florida Building Code, including the High Velocity Hurricane Zone.

DESCRIPTION: 6-Hole HD Standoff and OmniBase Standoff Aluminum Solar Mounts

APPROVAL DOCUMENT: Drawing No. **SNR-DC-00482**, titled "6-Hole HD and OmniBase Standoff", sheets 1 through 6 of 6, prepared by Sunrun Installation Services, Inc. d/b/a SnapNrack, dated on 05/27/2022, signed and sealed by Paul K. Zacher, P.E., bearing the Miami-Dade County Product Control revision stamp with the Notice of Acceptance number and approval date by the Miami-Dade County Product Control Section.

MISSILE IMPACT RATING: None

LABELING: Each box shall bear a permanent label with the manufacturer's name or logo, Chihuahua, Mexico and following statement: "Miami-Dade County Product Control Approved or MDCPCA", unless otherwise noted herein.

RENEWAL of this NOA shall be considered after a renewal application has been filed and there has been no change in the applicable building code negatively affecting the performance of this product.

TERMINATION of this NOA will occur after the expiration date or if there has been a revision or change in the materials, use, and/or manufacture of the product or process. Misuse of this NOA as an endorsement of any product, for sales, advertising or any other purposes shall automatically terminate this NOA. Failure to comply with any section of this NOA shall be cause for termination and removal of NOA.

ADVERTISEMENT: The NOA number preceded by the words Miami-Dade County, Florida, and followed by the expiration date may be displayed in advertising literature. If any portion of the NOA is displayed, then it shall be done in its entirety.

INSPECTION: A copy of this entire NOA shall be provided to the user by the manufacturer or its distributors and shall be available for inspection at the job site at the request of the Building Official.

This NOA **revises NOA # 21-0317.02** and consists of this page 1, evidence pages E-1 and E-2, as well as approval document mentioned above.

The submitted documentation was reviewed by **Carlos M. Utrera, P.E.**



NOA No: 22-0217.02
Expiration Date: July 22, 2026
Approval Date: July 7, 2022
Page 1

NOTICE OF ACCEPTANCE: EVIDENCE SUBMITTED

1. Evidence submitted under NOA # 21-0317.02

A. DRAWINGS

1. Drawing No. **SNR-DC-00482**, titled “6-Hole HD Standoff”, sheets 1 through 4 of 4, prepared by Sunrun Installation Services, Inc. d/b/a SnapNrack, dated on 03/03/2021, signed and sealed by Paul K. Zacher, P.E. on 05/21/2021.

B. TESTS

1. Test report on Uplift and Shear Allowable Loads on the Fixed Tile HD Standoff per ASTM D7147-11, prepared by Intertek, Test Report No. **L5834.02-119-18 R0**, dated 12/28/2020, signed and sealed by Daniel C. Culbert, P.E.
2. Test report on Wind Driven Rain Resistance on Fixed Tile HD Standoff per TAS 100(A)-95, prepared by Intertek, Test Report No. **L5834.01-109-18**, dated 01/26/2021, with revision dated 03/04/2021, signed and sealed by Daniel C. Culbert, P.E.

C. CALCULATIONS

1. Anchor calculations prepared by PZ Structural Engineers, dated 03/03/2021, signed and sealed by Paul K. Zacher, P.E.

D. MATERIAL CERTIFICATIONS

1. None.

E. QUALITY ASSURANCE

1. Miami-Dade Department of Regulatory and Economic Resources (RER).

F. STATEMENTS

1. Statement letter of code conformance to the 7th edition (2020) of the FBC issued by PZ Structural Engineers, dated 03/03/2021, signed and sealed by Paul K. Zacher, P.E.
2. Statement letter of no financial interest issued by PZ Structural Engineers, dated 11/30/2020, signed and sealed by Paul K. Zacher, P.E.
3. Distributor agreement dated 02/16/2021.



Carlos M. Utrera, P.E.
Product Control Examiner
NOA No: 22-0217.02
Expiration Date: July 22, 2026
Approval Date: July 7, 2022

NOTICE OF ACCEPTANCE: EVIDENCE SUBMITTED

2. New evidence submitted

A. DRAWINGS

1. Drawing No. **SNR-DC-00482**, titled “6-Hole HD and OmniBase Standoff”, sheets 1 through 6 of 6, prepared by Sunrun Installation Services, Inc. d/b/a SnapNrack, dated on 05/27/2022, signed and sealed by Paul K. Zacher, P.E.

B. TESTS

1. Test report on Uplift and Shear Allowable Loads on the OmniBase Standoff Mount per ASTM D7147-11, prepared by Intertek, Test Report No. **M8996.01-119-18 R0**, dated 12/07/2021, signed and sealed by Vinu J. Abraham, P.E.
2. Test report on Wind Driven Rain Resistance on OmniBase Standoff Mounts per TAS 100(A)-95, prepared by Intertek, Test Report No. **M8956.01-109-18**, dated 12/13/2021, signed and sealed by Vinu J. Abraham, P.E.

C. CALCULATIONS

1. Anchor calculations prepared by PZ Structural Engineers, dated 05/31/2022, signed and sealed by Paul K. Zacher, P.E.

D. MATERIAL CERTIFICATIONS

2. None.

E. QUALITY ASSURANCE

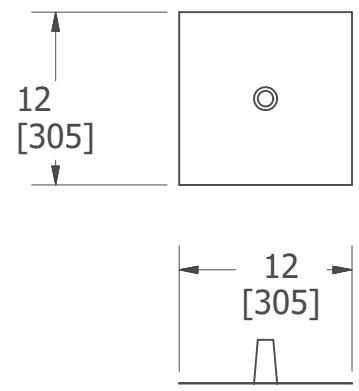
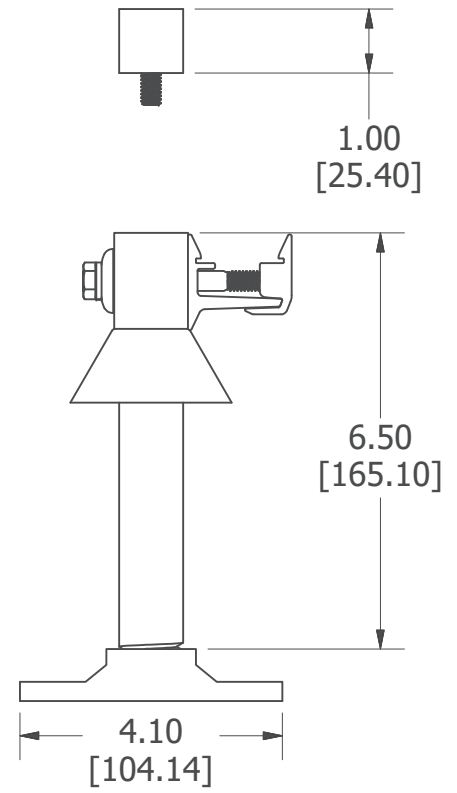
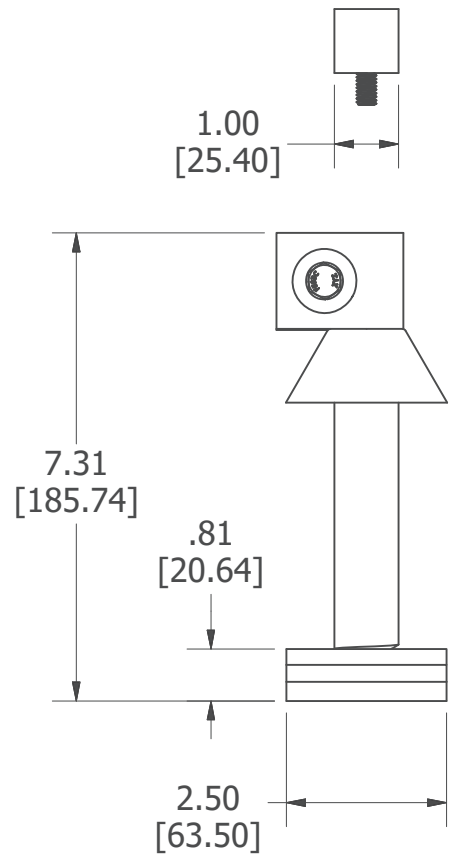
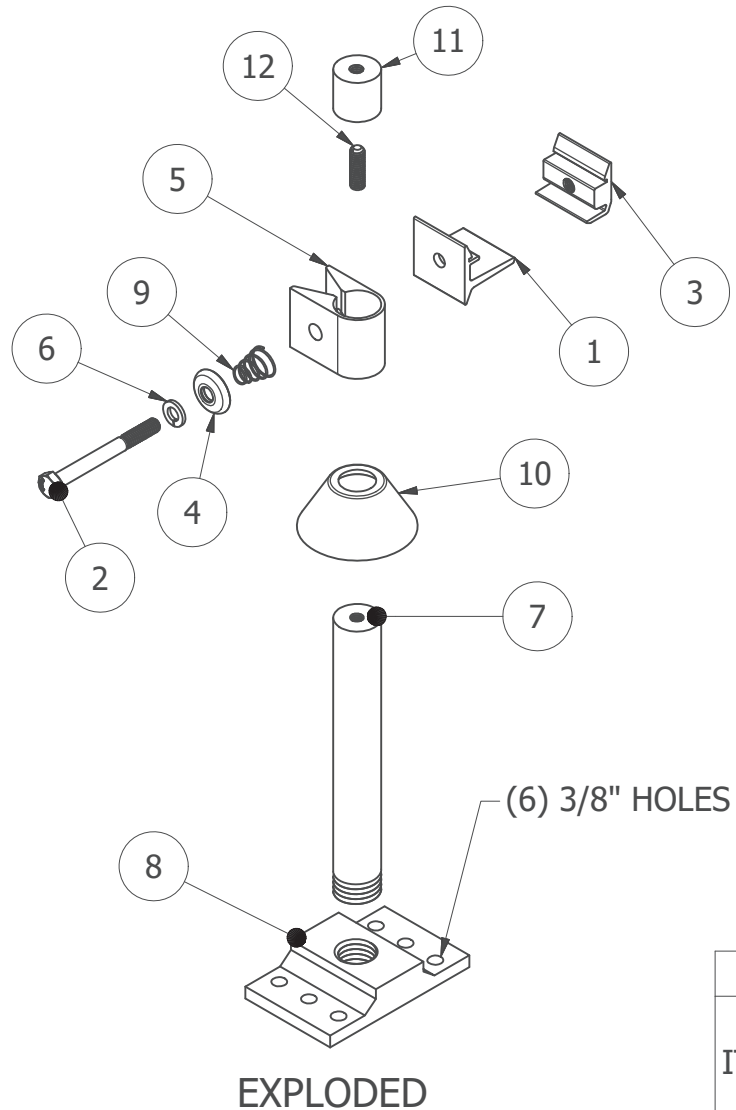
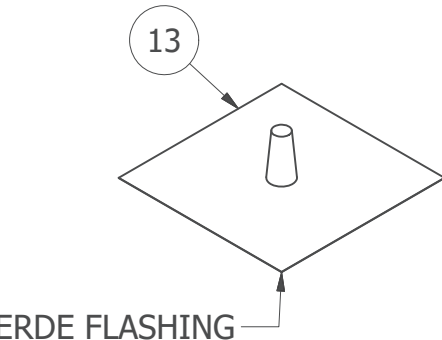
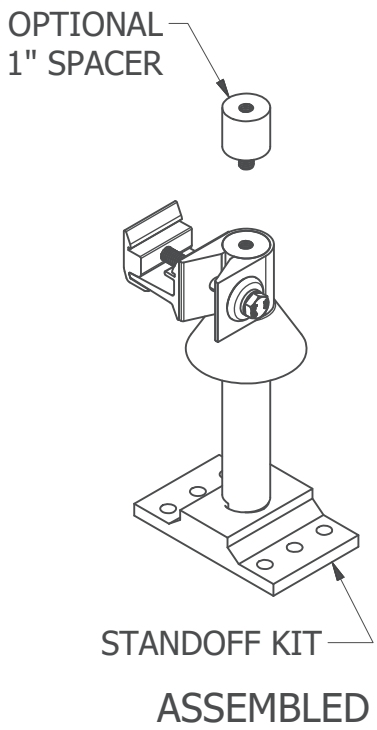
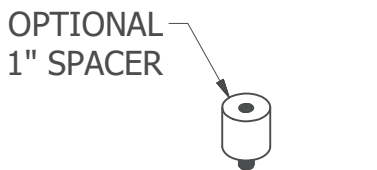
1. Miami-Dade Department of Regulatory and Economic Resources (RER).

F. STATEMENTS

1. Statement letter of code conformance to the 7th edition (2020) of the FBC issued by PZ Structural Engineers, dated 05/31/2022, signed and sealed by Paul K. Zacher, P.E.
2. Statement letter of no financial interest issued by PZ Structural Engineers, dated 05/31/2022, signed and sealed by Paul K. Zacher, P.E.




Carlos M. Utrera, P.E.
Product Control Examiner
NOA No: 22-0217.02
Expiration Date: July 22, 2026
Approval Date: July 7, 2022




REVISION:			
A	3/3/2021	NEW ITEM	BDP
B	11/17/2021	DC000794	DR
C	4/15/2022	DC000826	MJA
C	5/27/2022	DC000794	MJA

STANDOFF KIT


VERDE FLASHING

PRODUCT REVISED
as complying with the Florida
Building Code
NOA-No. 22-0217.02
Expiration Date 07/22/2026
By 
Miami-Dade Product Control



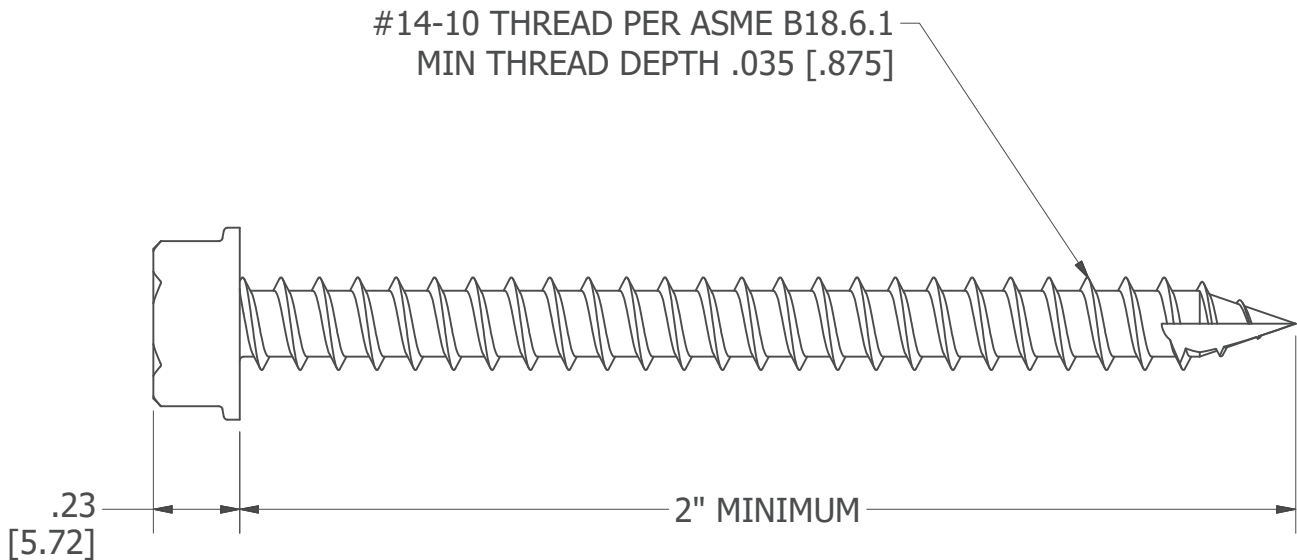
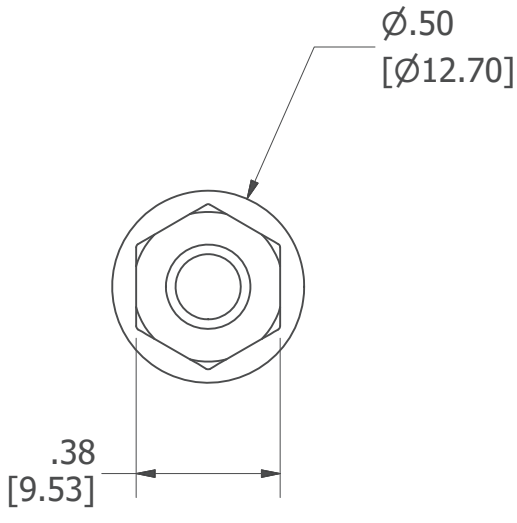

LIMITATION: THIS NOA COVERS THE 6-HOLE HD ALUMINUM STANDOFF, ITS CONNECTION TO PLYWOOD SHEATHING, AND THE RESISTANCE OF THE PLYWOOD FOR A MAX. SPAN OF 24". IT DOES NOT COVER THE ATTACHMENT OF THE PLYWOOD TO THE TRUSSES, JOISTS, OR RAFTERS WHICH MUST BE VERIFIED OR DESIGNED BY A PROFESSIONAL ENGINEER. SPACING FOR STANDOFF SHALL NOT BE LESS THAN 24" IN DIRECTION PERPENDICULAR TO THE SUPPORTS (TRUSSES, JOISTS, OR RAFTERS) AND NO LESS THAN 24" IN DIRECTION PARALLEL TO THE SUPPORTS (TRUSSES, JOISTS, OR RAFTERS).


PARTS LIST						
ITEM	QTY	DESCRIPTION	MASS (LBM)	MATERIAL	MINIMUM YIELD (KSI)	MINIMUM ULTIMATE (KSI)
1	1	SNAPNRACK, ULTRA RAIL MOUNT THRU, CLEAR	0.066	ALUMINUM 6005-T5	34.8	37.7
2	1	5-16IN-18 X 3IN SS HCS BOLT	0.075	STAINLESS STEEL	55	95
3	1	SNAPNRACK, ULTRA RAIL MOUNT TAPPED, CLEAR	0.057	ALUMINUM 6005-T5	34.8	37.7
4	1	SNAPNRACK, ULTRA RAIL MOUNT SPRING CAGE	0.008	ALUMINUM 6005-T5	34.8	37.7
5	1	SNAPNRACK STANDOFF CLAMP CLEAR	0.114	ALUMINUM 6005-T5	34.8	37.7
6	1	5-16IN SS SPLIT LOCK WASHER	0.004	STAINLESS STEEL	N/A	N/A
7	1	SNAPNRACK STANDOFF SHAFT 7IN, HD	0.491	ALUMINUM 6005-T5	34.8	37.7
8	1	SNAPNRACK, HD STANDOFF BASE, 6-HOLE	0.430	ALUMINUM 6005-T5	34.8	37.7
9	1	SNAPNRACK, ULTRA RAIL MOUNT SPRING, SS	0.002	STAINLESS STEEL	N/A	N/A
10	1	SNAPNRACK RUBBER RAIN COLLAR	0.028	RUBBER	N/A	N/A
11	1	SNAPNRACK LEVELING SPACER, 1IN	0.070	ALUMINUM 6005-T5	34.8	37.7
12	1	5-16IN-18 X 1IN 18-8 304SS SET SCREW	0.016	STAINLESS STEEL	31	73
13	1	VERDE FLASHING	1.300	ALUMINUM 5000 DEAD SOFT	N/A	N/A


PE SIGNATURE: 		PE DATE: 05/31/2022		DESCRIPTION: ASSEMBLY, 6-HOLE HD STANDOFF			DRAWING NUMBER: SNR-DC-00482		REV: C
SUNRUN INSTALLATION SERVICES INC. DBA SNAPNRACK		775 FIERO LANE, SUITE 200 SAN LUIS OBISPO, CA 93401 CONTACT@SNAPNRACK.COM		UNITS: IN, LB, DEG [MM, KG, DEG]	DATE: 5/27/2022	SHEET SIZE: 11 IN X 17 IN	SCALE: NTS	SHEET NUMBER: 1 OF 6	


MATERIAL: 300 SERIES STAINLESS STEEL

REVISION:		
A	3/3/2021	NEW ITEM
B	11/17/2021	DC000794
C	4/15/2022	DC000826
C	5/27/2022	DC000794



PRODUCT REVISED
as complying with the Florida
Building Code
NOA-No. 22-0217.02
Expiration Date 07/22/2026
By 
Miami-Dade Product Control



PE SIGNATURE: 		PE DATE: 05/31/2022	DESCRIPTION: WOOD SCREW				DRAWING NUMBER: SNR-DC-00482		REV: C
SUNRUN INSTALLATION SERVICES INC. DBA SNAPNRACK		775 FIERO LANE, SUITE 200 SAN LUIS OBISPO, CA 93401 CONTACT@SNAPNRACK.COM		UNITS: IN, LB, DEG [MM, KG, DEG]	DATE: 5/27/2022	SHEET SIZE: 11 IN X 17 IN	SCALE: NTS	SHEET NUMBER: 2 OF 6	

SNAPNRACK ULTRA RAIL HD STANDOFF ON 6-HOLE BASE FOR MOUNTING TO MINIMUM 15/32" PLYWOOD

REFER TO SNAPNRACK ENGINEERING CHARTS FOR APPLICABLE RAIL SPANS

#14 S.S. WOOD SCREWS MUST EMBED FULLY INTO DECK

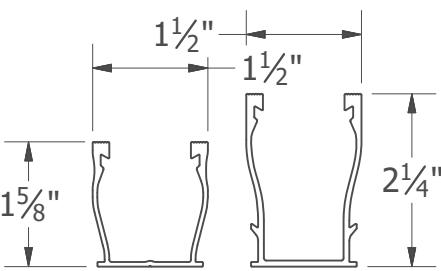
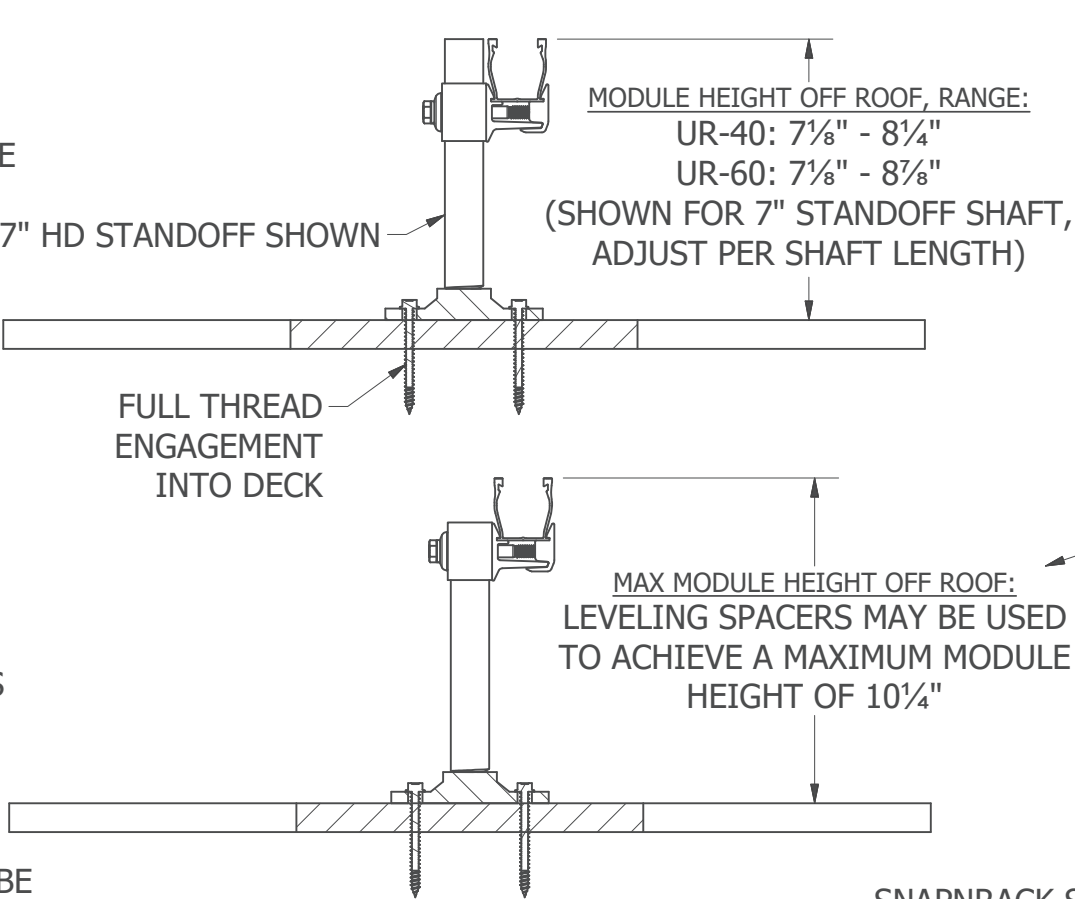
REFER TO SNAPNRACK INSTALLATION MANUAL FOR 5/16"Ø RACKING HARDWARE TORQUE SPECIFICATIONS

RAILS CAN MOUNT UPSLOPE OR DOWNSLOPE OF THE STANDOFF SHAFT

PLYWOOD SPECIFICATIONS:


- MINIMUM SPECIFIC GRAVITY = 0.42
- TOTAL ALLOWABLE FASTENER WITHDRAWAL = 213.7 LBS
- TOTAL ALLOWABLE FASTENER LATERAL* = 88 LBS
- MINIMUM FASTENER EDGE DISTANCE = 0.363"
- MINIMUM FASTENER END DISTANCE = 1.694

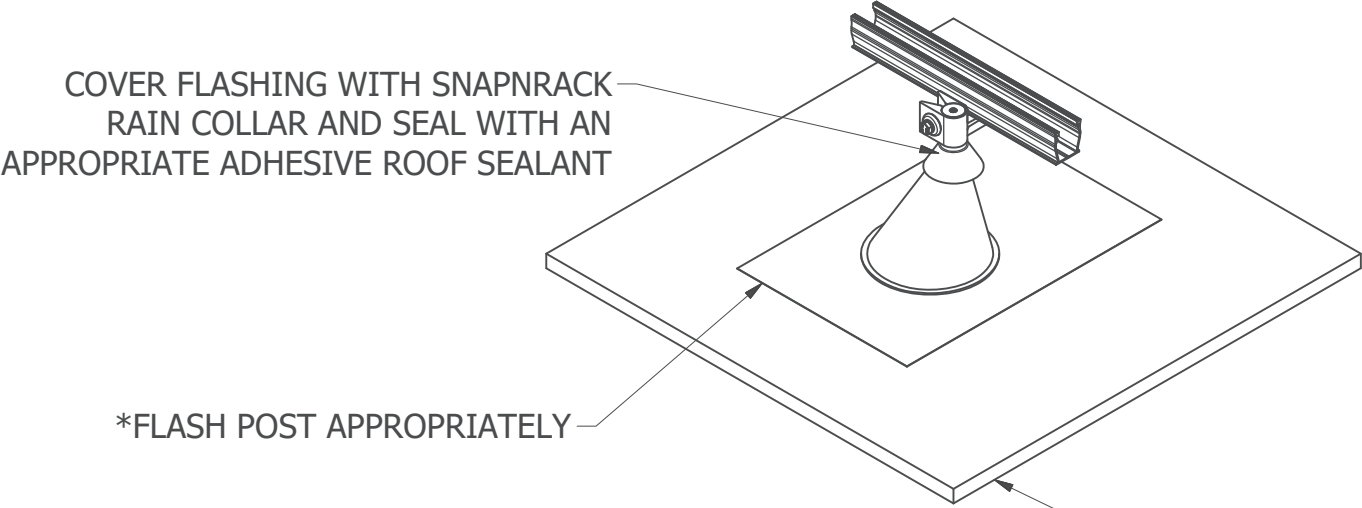
*88.0 LB MAXIMUM ALLOWABLE LATERAL LOAD ASSUMED TO BE APPLIED AT THE MAXIMUM HEIGHT OF 10.25" AS SHOWN ON THE DRAWINGS.



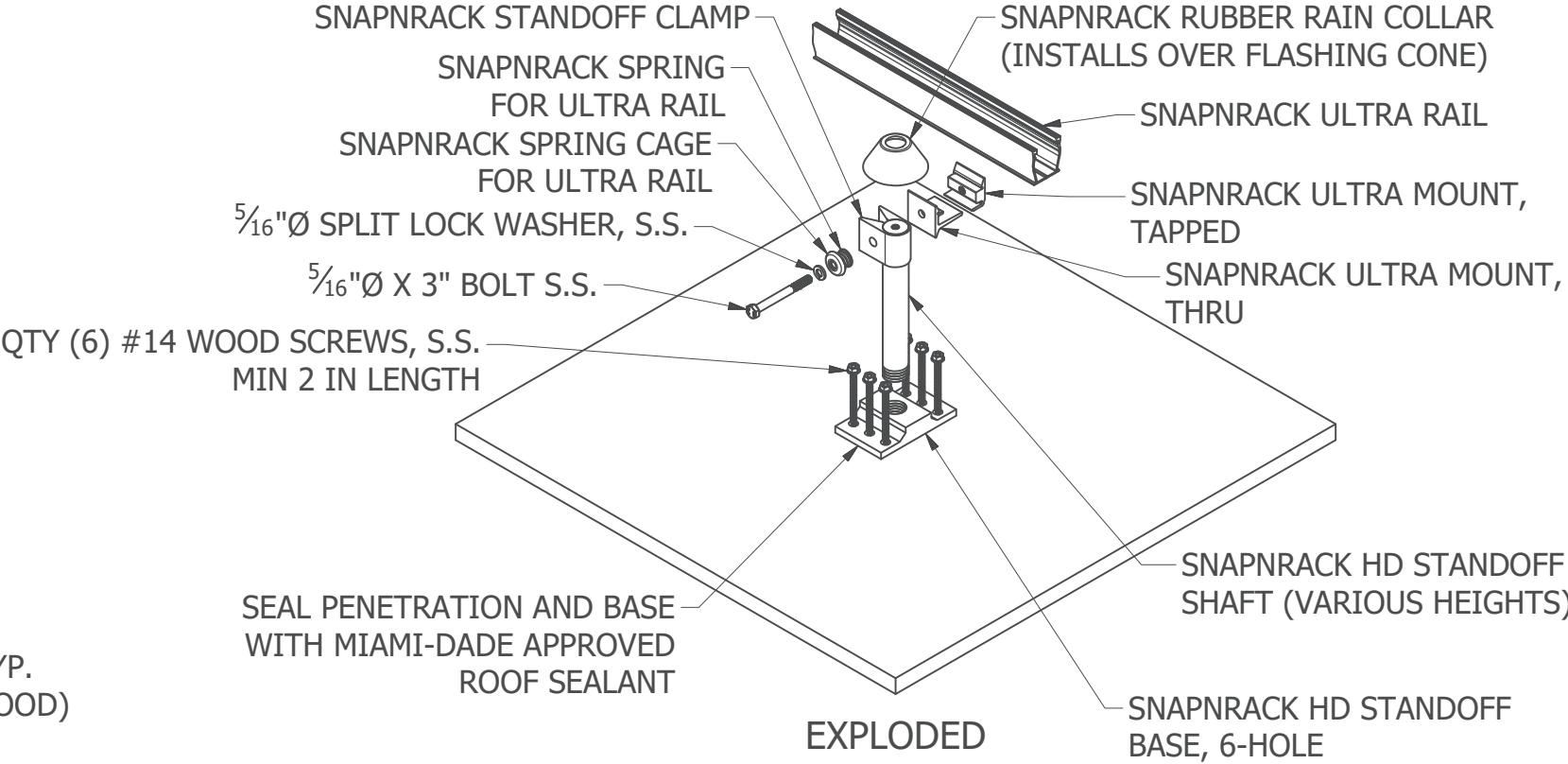
UR-40 RAIL | UR-60 RAIL
FOR USE WITH SNAPNRACK ULTRA SERIES RAILS

REVISION:			
A	3/3/2021	NEW ITEM	BDP
B	11/17/2021	DC000794	DR
C	4/15/2022	DC000826	MJA
C	5/27/2022	DC000794	MJA


PRODUCT REVISED
as complying with the Florida
Building Code
NOA-No. 22-0217.02
Expiration Date 07/22/2026
By 
Miami-Dade Product Control




INSTALLED




EXPLODED



PE SIGNATURE: 		PE DATE: 05/31/2022	DESCRIPTION: ATTACHMENT DETAIL, 6-HOLE HD STANDOFF			DRAWING NUMBER: SNR-DC-00482		REV: C
SUNRUN INSTALLATION SERVICES INC. DBA SNAPNRACK		775 FIERO LANE, SUITE 200 SAN LUIS OBISPO, CA 93401 CONTACT@SNAPNRACK.COM	UNITS: IN, LB, DEG [MM, KG, DEG]	DATE: 5/27/2022	SHEET SIZE: 11 IN X 17 IN	SCALE: NTS	SHEET NUMBER: 3 OF 6	

REQUIRED TOOLS:

- HAMMER OR STUD FINDER
- ROOF MARKING CRAYON
- MIAMI-DADE APPROVED ROOF SEALANT
- MIAMI-DADE APPROVED TILE FOAM
- TORQUE WRENCH
- SOCKET WRENCH
- TAPE MEASURE
- ANGLE GRINDER
- APPROVED PPE FOR GRINDING TILES



STEP 1:
USING ROOF ATTACHMENT LOCATIONS DRAWN DURING SYSTEM LAYOUT, GRIND 4" WIDE X5" HIGH HOLE IN TILE. THIS IS A DECK MOUNTED SOLUTION THAT DOES NOT REQUIRE ATTACHMENT TO A STRUCTURAL MEMBER.



STEP 2:
IF TILES ARE FOAMED, CUT OUT FOAM IN TILE CAVITY TO MAKE ROOM FOR STANDOFF ROOF ATTACHMENT. DO NOT PIERCE ROOF UNDERLAYMENT OR FELT. A SKIN OF FOAM WILL REMAIN ADHERED TO THE UNDERLAYMENT.

REVISION:		
A	3/3/2021	NEW ITEM
B	11/17/2021	DC000794
C	4/15/2022	DC000826
C	5/27/2022	DC000794




STEP 3:
APPLY A 1/4" LAYER OF MIAMI-DADE APPROVED ROOF SEALANT TO THE ENTIRE BOTTOM OF THE OMNIBASE THEN ATTACH IT TO THE ROOF DECK WITH (6) #14 WOOD SCREWS.





STEP 4:
FOAM IN AND AROUND THE STANDOFF, REGARDLESS OF WHETHER THE TILES ARE FOAMED OR SCREWED DOWN.



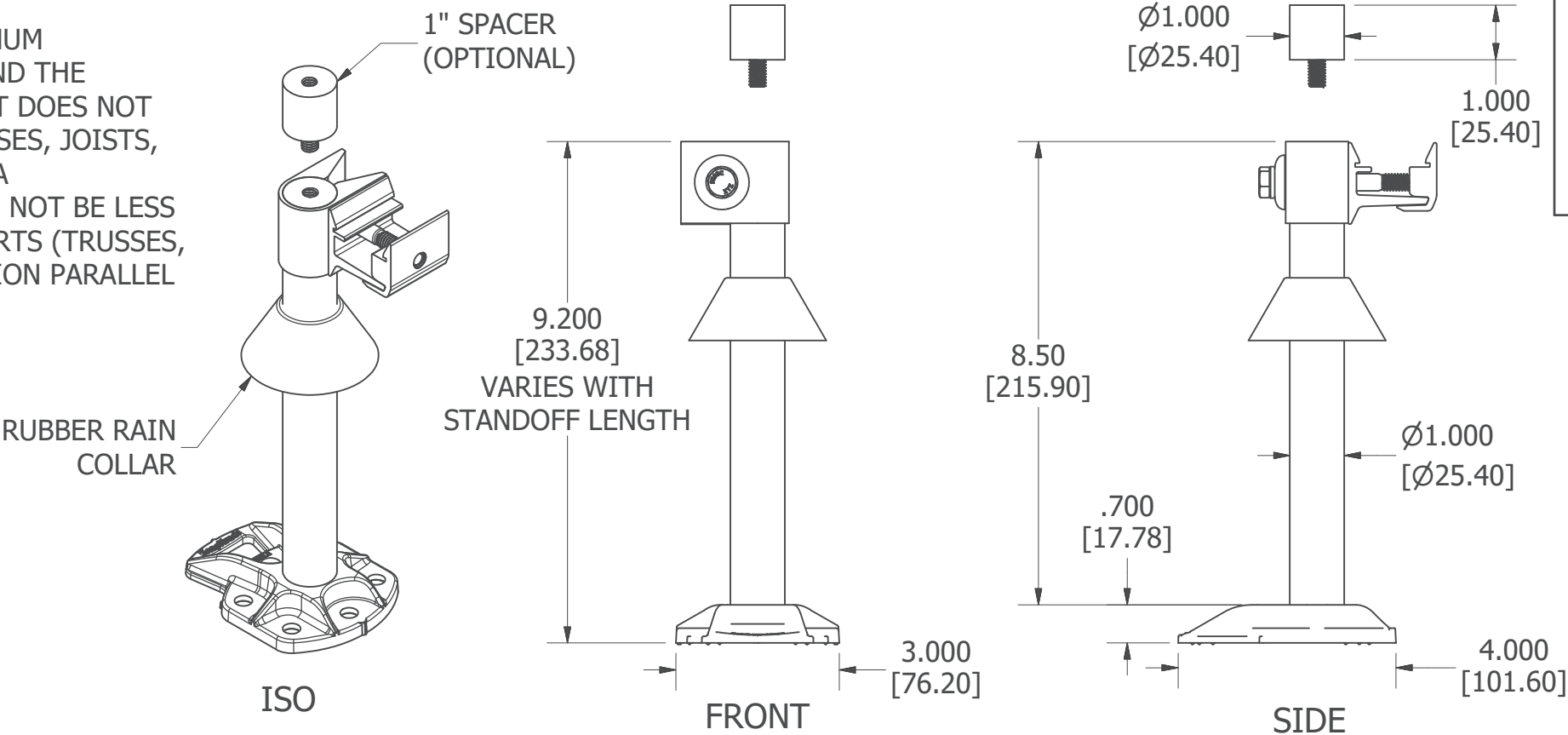
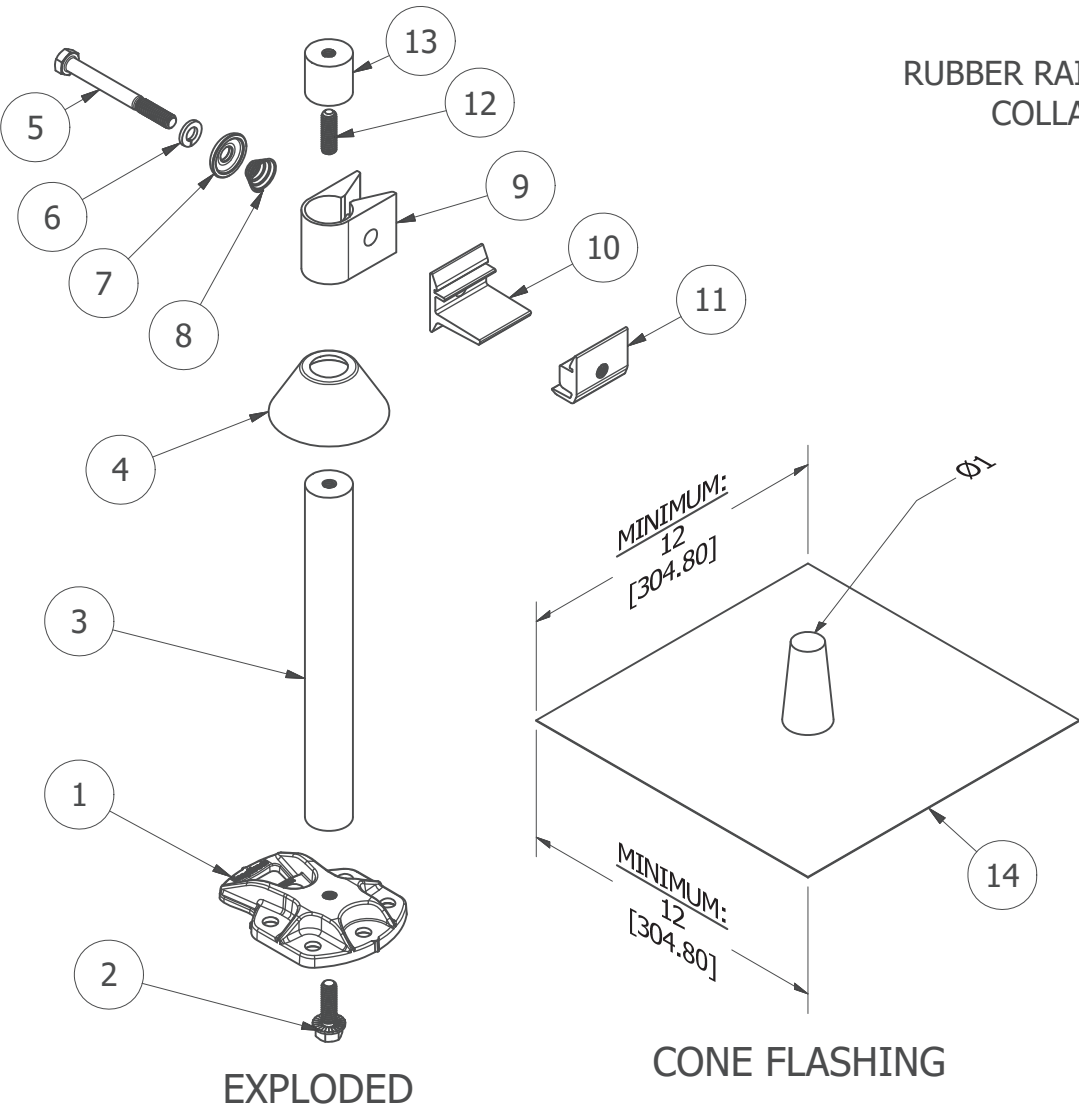
STEP 5:
INSTALL FLASHING THEN CAP WITH THE RUBBER RAIN COLLAR.

PRODUCT REVISED
as complying with the Florida Building Code
NOA-No. 22-0217.02
Expiration Date 07/22/2026
By 
Miami-Dade Product Control



PE SIGNATURE: 		PE DATE: 05/31/2022		DESCRIPTION: INSTALLATION PROCEDURE, 6-HOLE HD AND OMNIBASE STANDOFF			DRAWING NUMBER: SNR-DC-00482		REV: C
SUNRUN INSTALLATION SERVICES INC. DBA SNAPNRACK		775 FIERO LANE, SUITE 200 SAN LUIS OBISPO, CA 93401 CONTACT@SNAPNRACK.COM		UNITS: IN, LB, DEG [MM, KG, DEG]	DATE: 5/27/2022	SHEET SIZE: 11 IN X 17 IN	SCALE: NTS	SHEET NUMBER: 4 OF 6	


LIMITATION:
THIS NOA COVERS THE ULTRA RAIL FLUSH-MOUNT ALUMINUM STANDOFF, ITS CONNECTION TO PLYWOOD SHEATHING AND THE RESISTANT OF THE PLYWOOD FOR A MAX SPAN OF 24IN. IT DOES NOT COVER THE ATTACHMENT OF THE PLYWOOD TO THE TRUSSES, JOISTS, OR RAFTERS WHICH MUST BE VERIFIED OR DESIGNED BY A PROFESSIONAL ENGINEER. SPACING FOR STANDOFF SHALL NOT BE LESS THAN 24IN IN DIRECTION PERPENDICULAR TO THE SUPPORTS (TRUSSES, JOISTS, OR RAFTERS) AND NO LESS THAN 24IN IN DIRECTION PARALLEL TO THE SUPPORTS (TRUSSES, JOISTS, OR RAFTERS).



REVISION:		
A	3/3/2021	NEW ITEM
B	11/17/2021	DC000794
C	4/15/2022	DC000826
C	5/27/2022	DC000794

PRODUCT REVISED
as complying with the Florida
Building Code
NOA-No. 22-0217.02
Expiration Date 07/22/2026
By *[Signature]*
Miami-Dade Product Control

PARTS LIST						
ITEM	QTY	DESCRIPTION	MASS (LBM)	MATERIAL	MINIMUM YIELD (KSI)	MINIMUM ULTIMATE (KSI)
1	1	SNAPNRACK, OMNIBASE, CASTING	0.216	ALUMINUM A380	23	47
2	1	BOLT, FLANGE, SERRATED, 5/16IN-18 X 1IN, SS	0.039	STAINLESS STEEL	55	95
3	1	SNAPNRACK STANDOFF SHAFT 8 1-2IN, STANDARD	0.606	ALUMINUM 6005-T5	34.8	37.7
4	1	SNAPNRACK RUBBER RAIN COLLAR	0.028	RUBBER	N/A	N/A
5	1	5-16IN-18 X 3IN SS HCS BOLT	0.075	STAINLESS STEEL	55	95
6	1	5-16IN SS SPLIT LOCK WASHER	0.004	STAINLESS STEEL	N/A	N/A
7	1	SNAPNRACK, ULTRA RAIL MOUNT SPRING CAGE	0.008	ALUMINUM 6005-T5	34.8	37.7
8	1	SNAPNRACK, ULTRA RAIL MOUNT SPRING	0.002	STAINLESS STEEL	N/A	N/A
9	1	SNAPNRACK STANDOFF CLAMP CLEAR	0.114	ALUMINUM 6005-T5	34.8	37.7
10	1	SNAPNRACK, ULTRA RAIL MOUNT THRU PRC, CLEAR	0.066	ALUMINUM 6005-T5	34.8	37.7
11	1	SNAPNRACK, ULTRA RAIL MOUNT TAPPED PRC, CLEAR	0.057	ALUMINUM 6005-T5	34.8	37.7
12	1	5-16IN-18 X 1IN 18-8 304SS SET SCREW	0.07	STAINLESS STEEL	31	73
13	1	SNAPNRACK, STANDOFF SPACER, 1IN, MILL	0.016	ALUMINUM 6005-T5	34.8	37.7
14	1	CONE FLASHING FOR Ø1IN PIPE	.460	ALUMINUM 5000 OR 6000 SERIES, OR STAINLESS STEEL	N/A	N/A

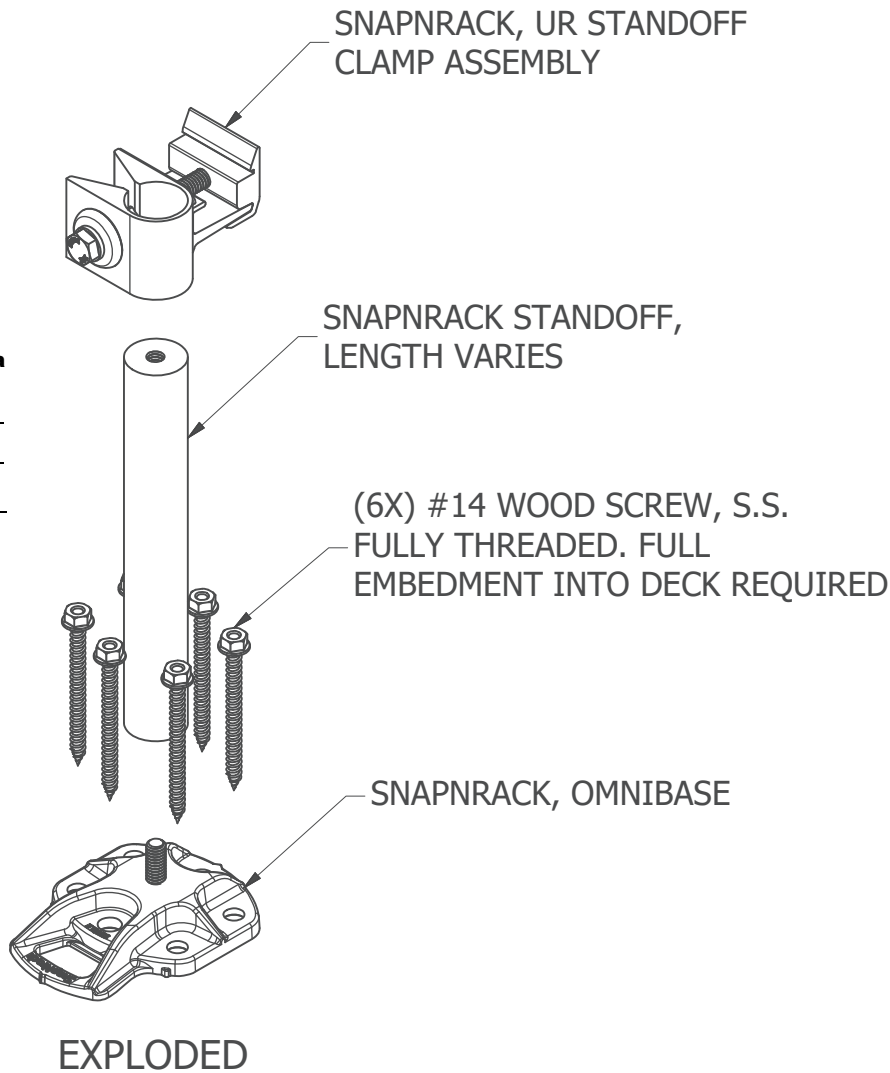
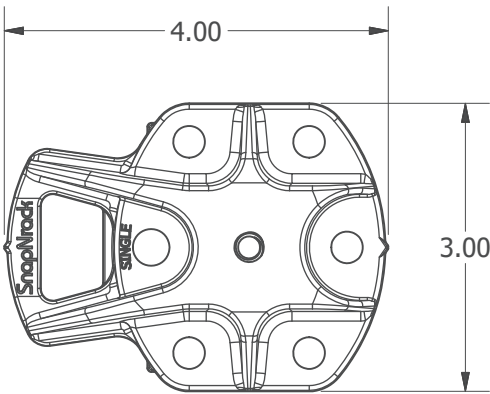
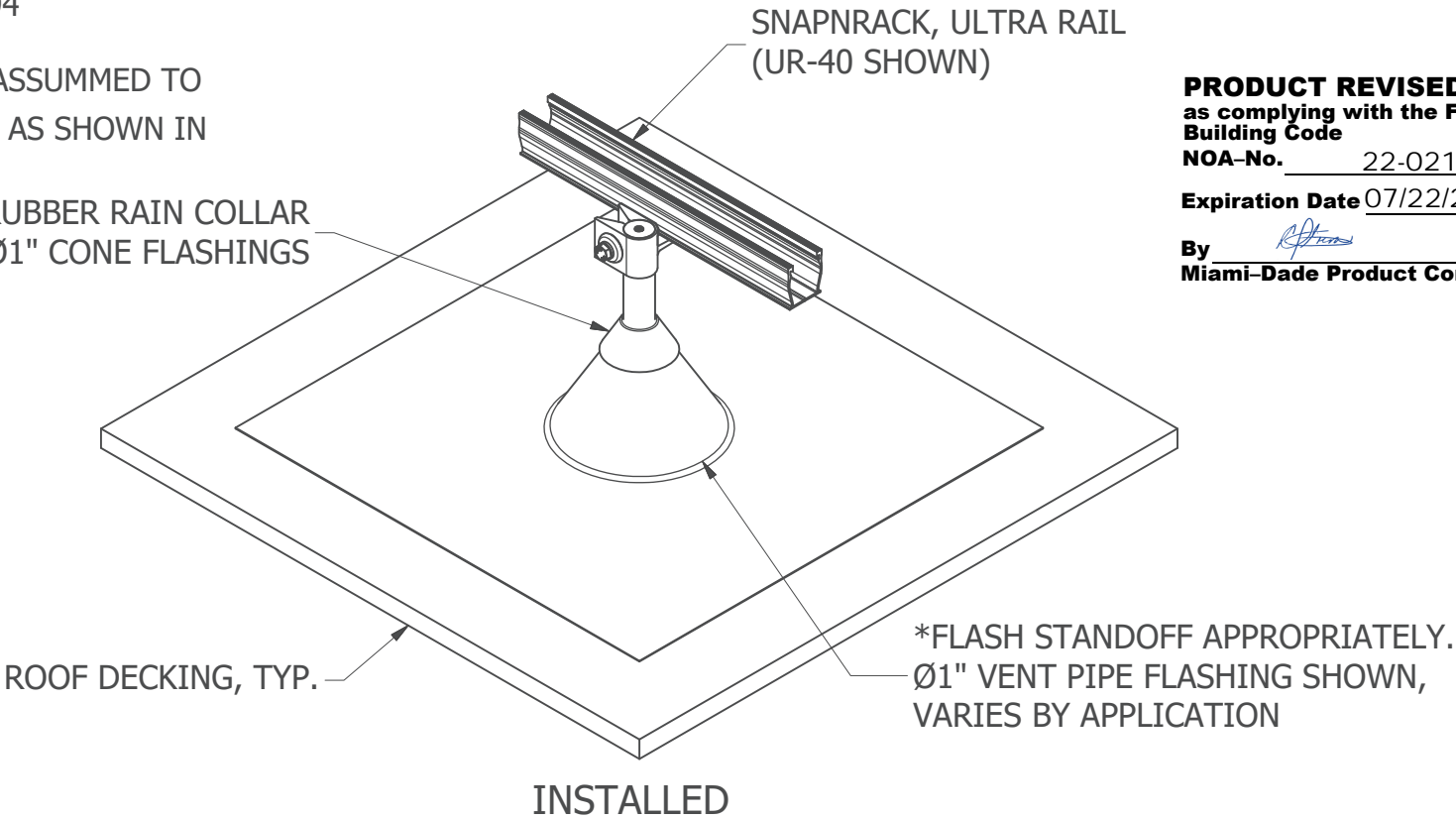
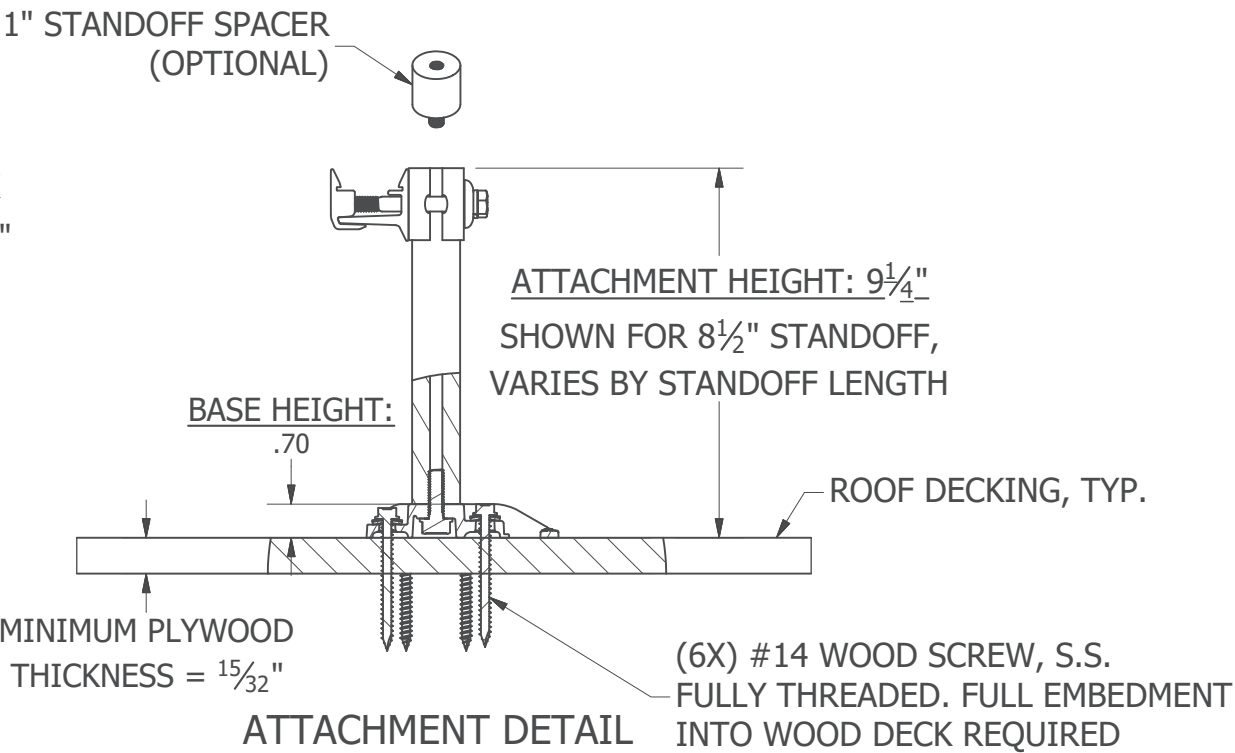
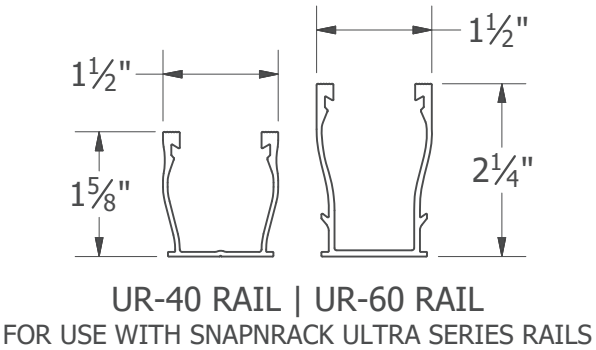


PE SIGNATURE: <i>[Signature]</i>	PE DATE: 05/31/2022	DESCRIPTION: ASSEMBLY, ULTRA RAIL FLUSH-MOUNT KIT WITH OMNIBASE	DRAWING NUMBER: SNR-DC-00482	REV: C		
SUNRUN INSTALLATION SERVICES INC. DBA SNAPNRACK	775 FIERO LANE, SUITE 200 SAN LUIS OBISPO, CA 93401 CONTACT@SNAPNRACK.COM	UNITS: IN, LB, DEG [MM, KG, DEG]	DATE: 5/27/2022	SHEET SIZE: 11 IN X 17 IN	SCALE: NTS	SHEET NUMBER: 5 OF 6


NOTES:


1. SNAPNRACK OMNIBASE FLUSH-MOUNT KIT FOR MOUNTING TO MINIMUM 15/32" PLYWOOD
2. REFER TO SNAPNRACK ENGINEERING CHARTS FOR APPLICABLE RAIL SPANS
3. #14 S.S. WOOD SCREWS MUST EMBED FULLY INTO DECK
4. REFER TO SNAPNRACK INSTALLATION MANUAL FOR Ø 5/16" RACKING HARDWARE TORQUE SPECIFICATIONS
5. SNAPNRACK OMNIBASE CAN MOUNT IN ANY ORIENTATION ON THE ROOF AND RAILS CAN MOUNT ON ANY SIDE OF THE STANDOFF POST
6. FOR LEVELING DETAILS, REFER TO SNAPNRACK DETAIL DRAWING "SNR-DC-00334 ULTRA RAIL, COMPONENT DETAIL, LEVELING SPACER ON STANDOFF" AND "SNR-DC-00447 ULTRA RAIL, COMPONENT DETAIL, UR LEVELING SPACER"
7. PLYWOOD SPECIFICATIONS:
 - MINIMUM SPECIFIC GRAVITY = 0.42
 - TOTAL ALLOWABLE FASTENER WITHDRAWAL = 333 LBS
 - *TOTAL ALLOWABLE FASTENER LATERAL = 80 LBS
 - MINIMUM FASTENER EDGE DISTANCE = 0.363"
 - MINIMUM FASTENER END DISTANCE = 1.694


*80 LBS MAXIMUM ALLOWABLE LATERAL LOAD ASSUMED TO BE APPLIED AT THE MAXIMUM HEIGHT OF 10 1/4" AS SHOWN IN THE DRAWINGS



REVISION:			
A	3/3/2021	NEW ITEM	BDP
B	11/17/2021	DC000794	DR
C	4/15/2022	DC000826	MJA
C	5/27/2022	DC000794	MJA

PRODUCT REVISED
as complying with the Florida Building Code
NOA-No. 22-0217.02
Expiration Date 07/22/2026
By 
Miami-Dade Product Control



PE SIGNATURE: 		PE DATE: 05/31/2022		DESCRIPTION: ATTACHMENT DETAIL, ULTRA RAIL FLUSH-MOUNT KIT WITH OMNIBASE			DRAWING NUMBER: SNR-DC-00482		REV: C
SUNRUN INSTALLATION SERVICES INC. DBA SNAPNRACK		775 FIERO LANE, SUITE 200 SAN LUIS OBISPO, CA 93401 CONTACT@SNAPNRACK.COM		UNITS: IN, LB, DEG [MM, KG, DEG]	DATE: 5/27/2022	SHEET SIZE: 11 IN X 17 IN	SCALE: NTS	SHEET NUMBER: 6 OF 6	