



DEPARTMENT OF PERMITTING, ENVIRONMENT, AND REGULATORY AFFAIRS
BOARD AND CODE ADMINISTRATION DIVISION

**MIAMI-DADE COUNTY
PRODUCT CONTROL SECTION**

11805 SW 26 Street, Room 208
Miami, Florida 33175-2474
T (786) 315-2590 F (786) 315-2599
www.miamidade.gov/pera

NOTICE OF ACCEPTANCE (NOA)

BEMO USA Corporation
1755 N. 48th Street
Mesa, AZ 85205

SCOPE:

This NOA is being issued under the applicable rules and regulations governing the use of construction materials. The documentation submitted has been reviewed and accepted by Miami-Dade County RER - Product Control Section to be used in Miami-Dade County and other areas where allowed by the Authority Having Jurisdiction (AHJ).

This NOA shall not be valid after the expiration date stated below. The Miami-Dade County Product Control Section (in Miami-Dade County) and/or the AHJ (in areas other than Miami-Dade County) reserve the right to have this product or material tested for quality assurance purposes. If this product or material fails to perform in the accepted manner, the manufacturer will incur the expense of such testing and the AHJ may immediately revoke, modify, or suspend the use of such product or material within their jurisdiction. RER reserves the right to revoke this acceptance, if it is determined by Miami-Dade County Product Control Section that this product or material fails to meet the requirements of the applicable building code.

This product is approved as described herein, and has been designed to comply with the Florida Building Code including the High Velocity Hurricane Zone of the Florida Building Code.

DESCRIPTION: BEMO 305 Aluminum Standing Seam Roof Panel

LABELING: Each unit shall bear a permanent label with the manufacturer's name or logo, city, state and following statement: "Miami-Dade County Product Control Approved", unless otherwise noted herein.

RENEWAL of this NOA shall be considered after a renewal application has been filed and there has been no change in the applicable building code negatively affecting the performance of this product.

TERMINATION of this NOA will occur after the expiration date or if there has been a revision or change in the materials, use, and/or manufacture of the product or process. Misuse of this NOA as an endorsement of any product, for sales, advertising or any other purposes shall automatically terminate this NOA. Failure to comply with any section of this NOA shall be cause for termination and removal of NOA.

ADVERTISEMENT: The NOA number preceded by the words Miami-Dade County, Florida, and followed by the expiration date may be displayed in advertising literature. If any portion of the NOA is displayed, then it shall be done in its entirety.

INSPECTION: A copy of this entire NOA shall be provided to the user by the manufacturer or its distributors and shall be available for inspection at the job site at the request of the Building Official.

This NOA renews NOA#21-0629.01 and consists of pages 1 through 6.
The submitted documentation was reviewed by Alex Tigera.



NOA No: 22-0609.02
Expiration Date: 08/08/27
Approval Date: 07/14/22
Page 1 of 6

ROOFING ASSEMBLY APPROVAL

Category: Roofing
Sub-Category: Metal, Panels (Non-Structural)
Material: Aluminum
Deck Type: Steel
Maximum Design Pressure: -219.6 psf

TRADE NAMES OF PRODUCTS MANUFACTURED OR LABELED BY APPLICANT:

<u>Product</u>	<u>Dimensions</u>	<u>Test Specifications</u>	<u>Product Description</u>
BEMO 305 Aluminum Standing Seam Roof Panel <i>Manufacturing Location. #1, 2, 3</i>	Length: varies Width: 12" Height: 2.5" Thickness: 0.040"	TAS 125	Aluminum, preformed, standing seam roof panels.
Sliding Hook Clip <i>Manufacturing Location #1</i>	l = 5" w = 1-7/8" h = 3-1/8"	TAS 110	Two piece clip; 18 ga. stainless steel stem with either an 18 ga. stainless steel base or 18 ga. galvanized base.
BEMO Xtreme HT <i>Manufacturing Location #4</i>	36" x 65' rolls	ASTM D 1970	SBS self-adhereing asphalt sheet material for use as an underlayment for Ice Dam Protection in sloped roof assemblies.

MANUFACTURING LOCATION

1. Mesa, AZ.
2. Rollforming Machine with serial number 001-R/001-C
3. Rollforming Machine with serial number B-2008-10
4. Drummondville, Quebec (CANADA)

EVIDENCE SUBMITTED

<u>Test Agency</u>	<u>Test Identifier</u>	<u>Test Name/Report</u>	<u>Date</u>
Farabaugh Engineering and Testing, Inc.	T179-09	TAS 125	05/23/09
	T223-12	TAS 100	06/12/12
	T229-17	FM 4471, App G	08/04/17
PRI Asphalt Technologies, Inc.	BEMO-001-02-01	ASTM B 117	06/30/02



NOA No: 22-0609.02
Expiration Date: 08/08/27
Approval Date: 07/14/22
Page 2 of 6

APPROVED ASSEMBLIES:

System A:	Aluminum Standing Seam Roof Panel
Deck Type:	18-22 ga. Steel
Deck Description:	ASTM A 611 Grade C Type B Steel Deck 22ga for field conditions. ASTM A 611 Grade C Type B Steel Deck 20ga for perimeter and corner conditions
Slope Range:	1":12" or greater
Maximum Uplift Pressure:	See Table A below (See General Limitation #2)

Deck Attachment:	Steel deck shall be secured 6" o.c. to structural supports spaced a maximum of 5ft. o.c. with one (1) #12 x 1-1/4" HWH TEK 4/5 fasteners at bottom of each flute (6" o.c.) Deck sidelap shall be secured 30" o.c. with #14 x 7/8" HWH TEK fasteners.
Insulation:	Between 3/4" – 4" thick of an Atlas AC-Foam-II polyiso insulation with current NOA with a minimum 25psi compressive strength fastened with approved fasteners and plates. Fastening density shall be in compliance with applicable Building Code and Roofing Application Standard RAS 117.
Fire Barrier:	Any approved fire barrier having a current NOA. Refer to a current fire directory listing for fire ratings of this roofing system assembly as well as the location of the fire barrier within the assembly. See Limitation # 1.
Underlayment:	One ply of BEMO Xtreme HT with minimum 3-inch side laps and 6-inch end laps. Starting at the first course, parallel to the eave, align the membrane carefully by completely unrolling and setting it exactly where it will be installed. Once aligned, rewind one half of the length. Gently score the release paper on the high side of this roll, ensuring not to cut through the membrane's thickness. Unroll this first half by evenly peeling back the release paper while simultaneously and slowly pushing out the membrane. Repeat process for remaining one half of the length. Once installed, the membrane must be pressure rolled with a metal or rubber roller. Pressure shall be applied over the entire surface, paying particular attention to all side and end laps. or Minimum self-adhered underlayment having a current NOA, adhered over Barrier Board or Insulation Board.
Valleys:	Valley construction shall be in compliance with Roofing Application Standard RAS 133 and with the current published installation instructions and details in Englert Metal Roofing Installation Manual.



Metal Panels and Accessories:

Install the "BEMO Aluminum Standing Seam Panels" and accessories in compliance with BEMO USA's current, published installation instructions and details. Flashing, penetrations, valley construction and other details shall be constructed in compliance with the minimum requirements provided in Roofing Application Standards RAS 133.

Panels shall be installed with approved sliding hook clips (5" long x 1-7/8" wide x 3-1/8" tall), attached to the substrate with two (2) #14 corrosion resistant fasteners of sufficient length to penetrate through the bottom flange of the steel deck a minimum of 3/4". Clip fastening shall not exceed the spacing listed below in **Table A**, see drawings herein. Standing seams shall be hand crimped and followed by a roll-form machine for the finish crimp.

TABLE A
MAXIMUM DESIGN PRESSURES

Roof Areas	Field	Perimeter and Corner ¹
Maximum Design Pressures	-157.25 psf	-219.6 psf
Maximum Clip Spacing	24" o.c.	12" o.c.
Minimum Gage Type B-Deck	22 ga.	20 ga.
1. Extrapolation shall not be allowed		

SYSTEM LIMITATIONS

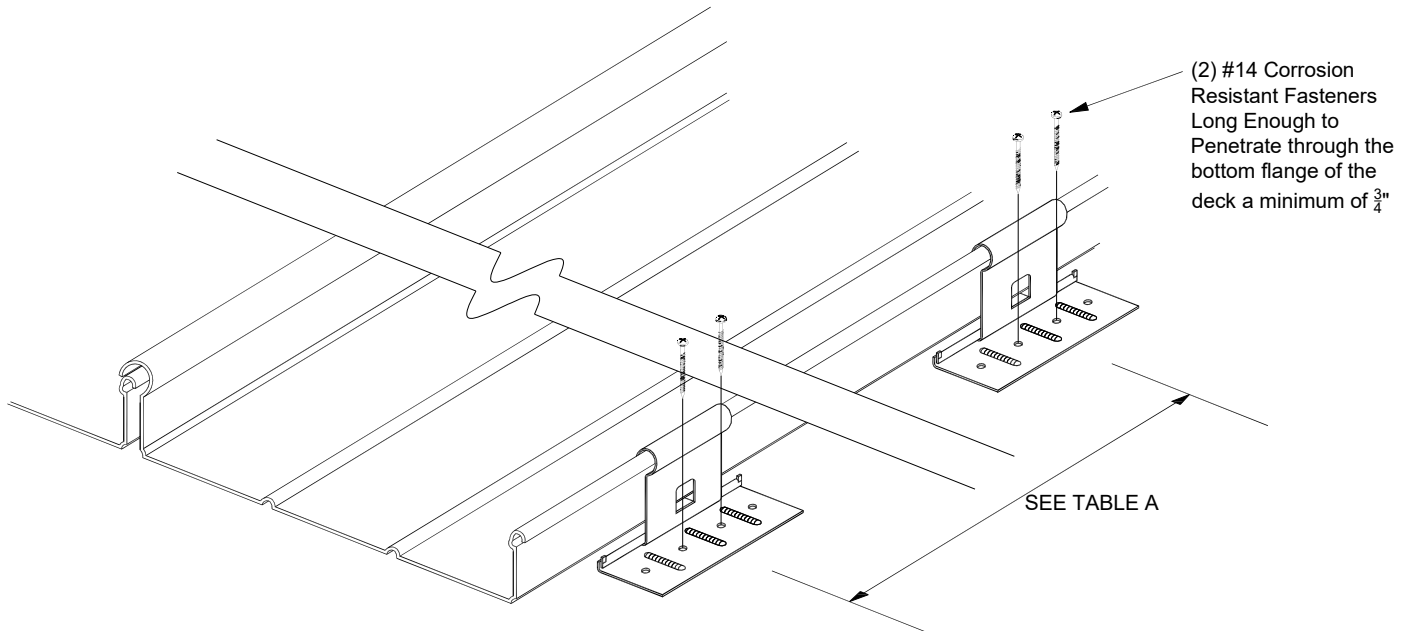
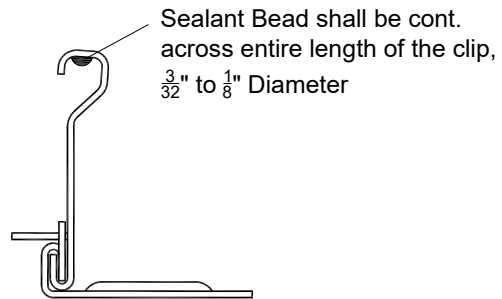
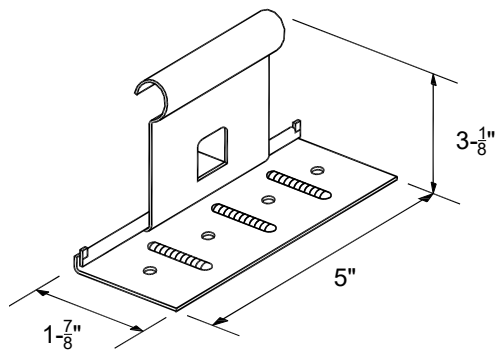
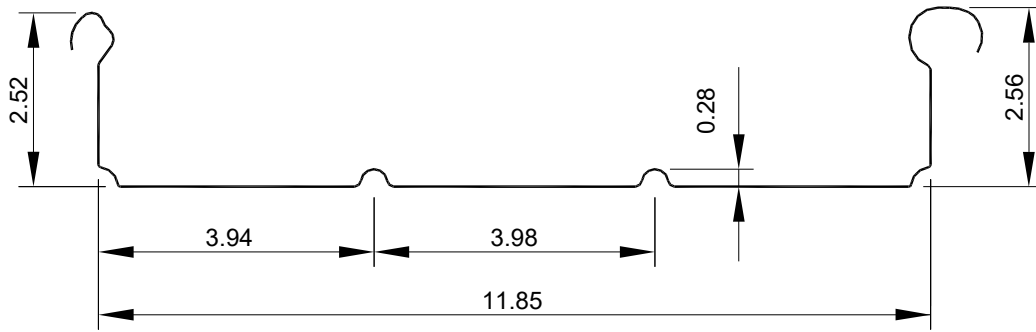
1. Fire classification is not part of this acceptance; refer to a current Approved Roofing Materials Directory for fire ratings of this product.
2. The maximum designed pressure listed herein shall be applicable to all roof pressure zones (i.e. field, perimeters, and corners). Neither rational analysis, nor extrapolation shall be permitted for enhanced fastening at enhanced pressure zones (i.e. perimeters, extended corners and corners).
3. Panels may be rolls formed in continuous lengths from eave to ridge. Maximum lengths shall be as described in Roofing Application Standard RAS 133
4. One Time Approvals for specific applications where this existing product approval may not apply are addressed in Florida Building Code 2007, Section 1512.2.3.
5. All panels and BEMO Xtreme HT-S underlayment shall be permanently labeled with the manufacturer's name and/or logo, and the following statement: "Miami-Dade County Product Control Approved" **or** with the Miami-Dade County Product Control Seal as seen below. All clips shall be permanently labeled with the manufacturer's name and/or logo, and/or model.



6. All products listed herein shall have a quality assurance audit in accordance with the Florida Building Code and Rule 61G20-3 of the Florida Administrative Code.
7. All insulation and barrier board shall have preliminary attachment, prior to the installation of the roofing assembly at a minimum application rate of two fasteners per board for insulation boards having no dimension greater than 4 ft., and four fasteners for any insulation board having no dimension greater than 8 ft.
8. BEMO Xtreme HT-S shall be applied to a smooth, clean and dry surface, free from irregularities. Re-fasten any loose decking panels, and check for protruding nail heads. Sweep the substrate thoroughly to remove any dust and debris prior to application. When a smooth, clean and/or dry surface cannot be obtained, the substrate shall be primed with Elastocol Stick prior to application.
9. BEMO Xtreme HT-S shall not be left exposed as a temporary roof for longer than 90 days.
10. When applying BEMO Xtreme HT-S in the valley, start at the low point and work to the high point, rolling the membrane from the center outward in both directions. For ridge applications, center the membrane and roll from the center outwards in both directions.



DRAWINGS



BEMO 305 ALUMINUM STANDING SEAM PANEL

END OF THIS ACCEPTANCE