



DEPARTMENT OF REGULATORY AND ECONOMIC RESOURCES (RER)
BOARD AND CODE ADMINISTRATION DIVISION

MIAMI-DADE COUNTY
PRODUCT CONTROL SECTION

11805 SW 26 Street, Room 208
Miami, Florida 33175-2474
T (786) 315-2590 F (786) 315-2599
www.miamidade.gov/economy

NOTICE OF ACCEPTANCE (NOA)

Innovative Metals Company, Inc.
4648 South Old Peachtree Road
Norcross, GA. 30071

SCOPE:

This NOA is being issued under the applicable rules and regulations governing the use of construction materials. The documentation submitted has been reviewed and accepted by Miami-Dade County RER - Product Control Section to be used in Miami-Dade County and other areas where allowed by the Authority Having Jurisdiction (AHJ).

This NOA shall not be valid after the expiration date stated below. The Miami-Dade County Product Control Section (in Miami-Dade County) and/or the AHJ (in areas other than Miami-Dade County) reserve the right to have this product or material tested for quality assurance purposes. If this product or material fails to perform in the accepted manner, the manufacturer will incur the expense of such testing and the AHJ may immediately revoke, modify, or suspend the use of such product or material within their jurisdiction. RER reserves the right to revoke this acceptance, if it is determined by Miami-Dade County Product Control Section that this product or material fails to meet the requirements of the applicable building code.

This product is approved as described herein, and has been designed to comply with the Florida Building Code including the High Velocity Hurricane Zone of the Florida Building Code.

DESCRIPTION: IMETCO Series 300, 22ga Steel Non-Structural Metal Roof Panel

LABELING: Each unit shall bear a permanent label with the manufacturer's name or logo, city, state and following statement: "Miami-Dade County Product Control Approved", unless otherwise noted herein.

RENEWAL of this NOA shall be considered after a renewal application has been filed and there has been no change in the applicable building code negatively affecting the performance of this product.

TERMINATION of this NOA will occur after the expiration date or if there has been a revision or change in the materials, use, and/or manufacture of the product or process. Misuse of this NOA as an endorsement of any product, for sales, advertising or any other purposes shall automatically terminate this NOA. Failure to comply with any section of this NOA shall be cause for termination and removal of NOA.

ADVERTISEMENT: The NOA number preceded by the words Miami-Dade County, Florida, and followed by the expiration date may be displayed in advertising literature. If any portion of the NOA is displayed, then it shall be done in its entirety.

INSPECTION: A copy of this entire NOA shall be provided to the user by the manufacturer or its distributors and shall be available for inspection at the job site at the request of the Building Official.

This NOA renews NOA# 17-0822.12 and consists of pages 1 through 6.
The submitted documentation was reviewed by Alex Tigera.



NOA No.: 22-0609.06
Expiration Date: 09/27/27
Approval Date: 09/01/22
Page 1 of 6

ROOFING ASSEMBLY APPROVAL:

Category: Roofing
Sub-Category: Non-Structural Metal Roofing
Material: Steel
Deck Type: Steel
Maximum Design Pressure -180 psf

TRADE NAMES OF PRODUCTS MANUFACTURED OR LABELED BY APPLICANT:

<u>Product</u>	<u>Dimensions</u>	<u>Test Specifications</u>	<u>Product Description</u>
IMETCO Series 300 22 ga Panel (Steel)	l = various w = 12 or 16" min. 0.031" thick Min. Yield Strength: 55ksi.	TAS 110 & TAS 125	Preformed, standing seam, coated, prefinished, steel panels.
IMETCO Series 300 Clip	Length (Top): 5 ⁷ / ₁₆ " Length (Bottom): 3" Width (Bottom): 1 ¹ / ₂ " Height: 2 ¹ / ₂ " Thickness: 0.060"	TAS 125	One-piece metal clip.
Seam Caps	1" wide x ¹ / ₂ " deep Min. 24ga. steel	TAS 125	Cap strips for seams.
Trim Pieces	l = varies w = varies	TAS 110	Coated steel or aluminum trim pieces.

MANUFACTURING LOCATION:

1. Norcross, GA.

EVIDENCE SUBMITTED:

<u>Test Agency</u>	<u>Test Identifier</u>	<u>Test Name/Report</u>	<u>Date</u>
PRI Asphalt Technologies	VLS-015-02-01	ASTM G 155	12/13/18
	VLS-015-02-01	ASTM B 117	12/13/18
	IMC-005-02-01	TAS 100	12/28/04
	IMC-004-02-01	TAS 100	12/28/04
Architectural Testing, Inc.	72196.01-109-18	TAS 125	06/11/07



NOA No.: 22-0609.06
 Expiration Date: 09/27/27
 Approval Date: 09/01/22
 Page 2 of 6

APPROVED ASSEMBLIES:

System A:	IMETCO Series 300, min. 22 ga thick 12" or 16" wide steel
Deck Type:	Steel, Non-insulated
Deck Description:	Min. 22ga Martin Fireproofing Perform-A-Deck DTA-100 or VS-100, or equivalent Steel deck.
Slope Range:	2": 12" or greater
Maximum Uplift Pressure:	See Table A below

Deck Attachment:	In accordance with applicable Building Code, but in no case shall it be less than #12 x 1-1/4" self tapping screws spaced 6" o.c. into the joists.
Underlayment:	Minimum underlayment shall be an ASTM D 226 Type II installed with a minimum 4" side-lap and 6" end-laps. Underlayment shall be fastened with corrosion resistant tin-caps and 12 gauge fasteners, spaced 6" o.c. at all laps and two staggered rows 12" o.c. in the field of the roll. Or, any approved underlayment having a current NOA.
Fire Barrier Board:	Any approved fire barrier having a current NOA. Refer to a current fire directory listing for fire ratings of this roofing system assembly as well as the location of the fire barrier within the assembly. See Limitation # 1.
Valleys:	Valley construction shall be in compliance with Roofing Application Standard RAS 133 and with Innovative Metals Company's current published installation instructions.
Metal Panels and Accessories:	<p>Install the "IMETCO Series 300 (min. 22 ga thick 12" or 16" wide steel) Roofing Panels" and accessories in compliance with Innovative Metals Company's current, published installation instructions and details. Flashing, penetrations, valley construction and other details shall be constructed in compliance with the minimum requirements provided in Roofing Application Standards RAS 133.</p> <p>Panels shall be installed with approved "IMETCO Series 300 Clips" located at each panel rib side lap spaced at a maximum listed in Table A below, parallel to the roof slope, fastened with two (2) #12 screws of sufficient length for minimum 1/2" penetration through the structural deck. Cap seams with 24ga.thick x nominal 1" wide x 1/2" deep steel cap strips using special motorized seaming tool.</p>

TABLE A
MAXIMUM DESIGN PRESSURES

Roof Areas	Field	Perimeter and Corner¹
Maximum Design Pressure:	-123.75 psf	-180 psf
Maximum Clip Spacing:	36" o.c.	12" o.c.
1. Extrapolation shall not be allowed		



System B:	IMETCO Series 300, min. 22 ga thick 12" or 16" wide steel
Deck Type:	Steel, Insulated
Deck Description:	Min. 22ga Martin Fireproofing Perform-A-Deck DTA-100 or VS-100, or equivalent Steel deck.
Slope Range:	2": 12" or greater
Maximum Uplift Pressure:	See Table B below

Deck Attachment:	In accordance with applicable Building Code, but in no case shall it be less than #12 x 1-1/4" self tapping screws spaced 6" o.c. into the joists.
Insulation:	(Requires a bearing plate for clip attachment) Minimum 3/4" thick to maximum 4" thick of an approved rigid board insulation with current NOA having a minimum 25psi compressive strength fastened with approved fasteners and plates. Fastening density shall be in compliance with applicable Building Code and Roofing Application Standard RAS 117
Underlayment:	Minimum underlayment shall be an ASTM D 226 Type II installed with a minimum 4" side-lap and 6" end-laps. Underlayment shall be fastened with corrosion resistant tin-caps and 12 gauge fasteners, spaced 6" o.c. at all laps and two staggered rows 12" o.c. in the field of the roll. Or, any approved underlayment having a current NOA.
Fire Barrier Board:	Any approved fire barrier having a current NOA. Refer to a current fire directory listing for fire ratings of this roofing system assembly as well as the location of the fire barrier within the assembly. See Limitation # 1.
Valleys:	Valley construction shall be in compliance with Roofing Application Standard RAS 133 and with Innovative Metals Company's current published installation instructions.
Metal Panels and Accessories:	<p>Install the "IMETCO Series 300 (min. 22 ga thick 12" or 16" wide steel) Roofing Panels" and accessories in compliance with Innovative Metals Company's current, published installation instructions and details. Flashing, penetrations, valley construction and other details shall be constructed in compliance with the minimum requirements provided in Roofing Application Standards RAS 133.</p> <p>Panels shall be installed with approved "IMETCO Series 300 Clips" located at each panel rib side lap spaced at a maximum listed in Table B below, parallel to the roof slope, fastened with two (2) #12 screws of sufficient length for minimum 1/2" penetration through the structural deck. Cap seams with 24ga.thick x nominal 1" wide x 1/2" deep steel cap strips using special motorized seaming tool.</p>

TABLE B
MAXIMUM DESIGN PRESSURES

Roof Areas	Field	Perimeter and Corner ¹
Maximum Design Pressure:	-97.5 psf	-172.5 psf
Maximum Clip Spacing:	36" o.c.	12" o.c.

1. Extrapolation shall not be allowed



NOA No.: 22-0609.06
Expiration Date: 09/27/27
Approval Date: 09/01/22
Page 4 of 6

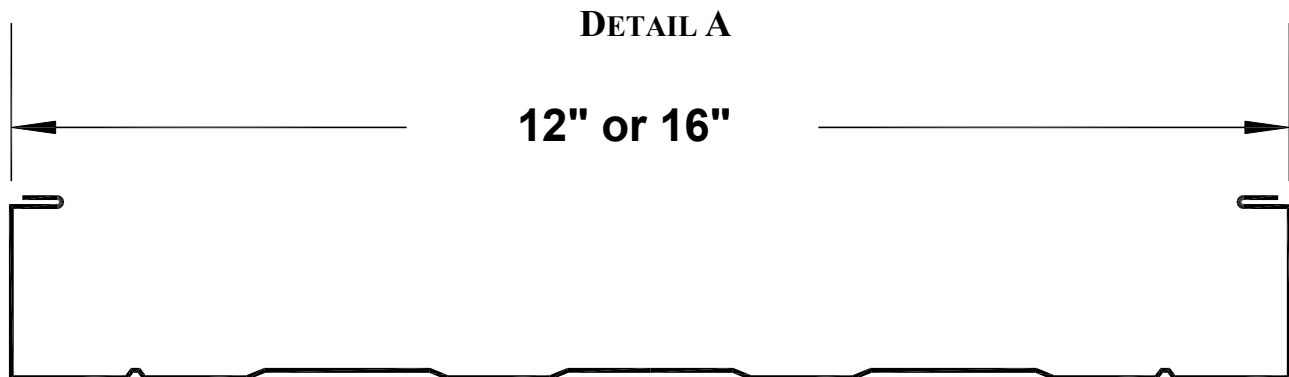
SYSTEM LIMITATIONS

1. Fire classification is not part of this acceptance; refer to a current Approved Roofing Materials Directory for fire ratings of this product.
2. The maximum designed pressure listed herein shall be applicable to all roof pressure zones (i.e. field, perimeters, and corners). Neither rational analysis, nor extrapolation shall be permitted for enhanced fastening at enhanced pressure zones (i.e. perimeters, extended corners and corners).
3. Panels may be rolls formed in continuous lengths from eave to ridge. Maximum lengths shall be as described in Roofing Application Standard RAS 133
4. All panels shall be permanently labeled with the manufacturer's name and/or logo, and the following statement: "Miami-Dade County Product Control Approved" **or** with the Miami-Dade County Product Control Seal as seen below. All clips shall be permanently labeled with the manufacturer's name and/or logo, and/or model.



5. All products listed herein shall have a quality assurance audit in accordance with the Florida Building Code and Rule 61G20-3 of the Florida Administrative Code.

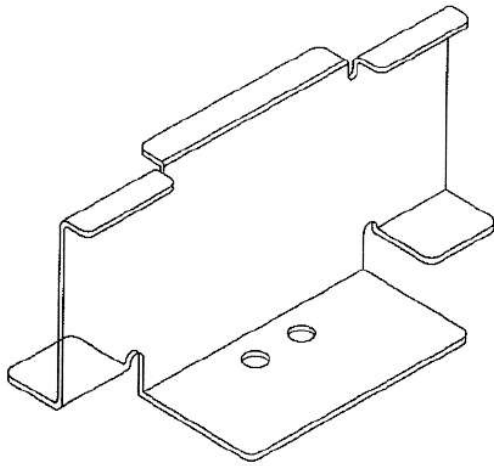
PROFILE DRAWINGS



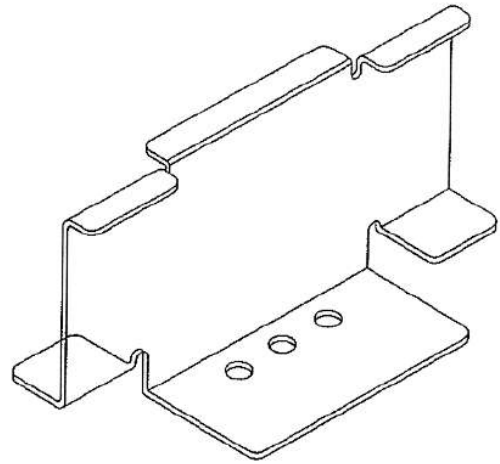
IMETCO SERIES 300 ROOF PANELS



DETAIL B

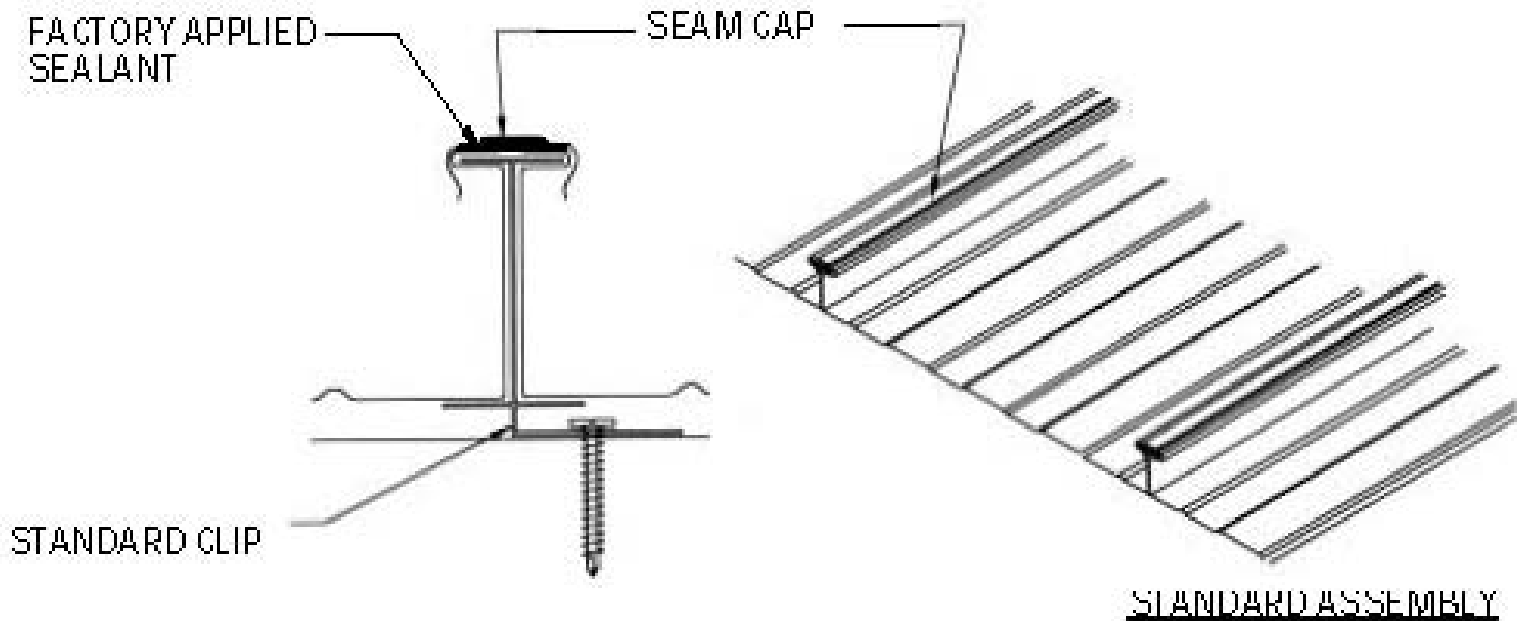


STD. CLIP
GALVANIZED STEEL



3-HOLE CLIP
GALVANIZED STEEL

IMETCO SERIES 300 CLIP



END OF THIS ACCEPTANCE



NOA No.: 22-0609.06
Expiration Date: 09/27/27
Approval Date: 09/01/22
Page 6 of 6