



DEPARTMENT OF REGULATORY AND ECONOMIC RESOURCES (RER)
BOARD AND CODE ADMINISTRATION DIVISION

**MIAMI-DADE COUNTY
PRODUCT CONTROL SECTION**

11805 SW 26 Street, Room 208
Miami, Florida 33175-2474
T (786) 315-2590 F (786) 315-2599
www.miamidade.gov/economy

NOTICE OF ACCEPTANCE (NOA)

Major's Metal Roofing & Custom Sheet Metal, Inc.
406 NW 54th Street
Miami, FL 33127

SCOPE:

This NOA is being issued under the applicable rules and regulations governing the use of construction materials. The documentation submitted has been reviewed and accepted by Miami-Dade County PERA - Product Control Section to be used in Miami Dade County and other areas where allowed by the Authority Having Jurisdiction (AHJ).

This NOA shall not be valid after the expiration date stated below. The Miami-Dade County Product Control Section (In Miami Dade County) and/or the AHJ (in areas other than Miami Dade County) reserve the right to have this product or material tested for quality assurance purposes. If this product or material fails to perform in the accepted manner, the manufacturer will incur the expense of such testing and the AHJ may immediately revoke, modify, or suspend the use of such product or material within their jurisdiction. PERA reserves the right to revoke this acceptance, if it is determined by Miami-Dade County Product Control Section that this product or material fails to meet the requirements of the applicable building code.

This product is approved as described herein, and has been designed to comply with the Florida Building Code including the High Velocity Hurricane Zone of the Florida Building Code.

DESCRIPTION: Copper 1.5" Mechanically Seamed Panel

LABELING: Each unit shall bear a permanent label with the manufacturer's name or logo, city, state and following statement: "Miami-Dade County Product Control Approved", unless otherwise noted herein.

RENEWAL of this NOA shall be considered after a renewal application has been filed and there has been no change in the applicable building code negatively affecting the performance of this product.

TERMINATION of this NOA will occur after the expiration date or if there has been a revision or change in the materials, use, and/or manufacture of the product or process. Misuse of this NOA as an endorsement of any product, for sales, advertising or any other purposes shall automatically terminate this NOA. Failure to comply with any section of this NOA shall be cause for termination and removal of NOA.

ADVERTISEMENT: The NOA number preceded by the words Miami-Dade County, Florida, and followed by the expiration date may be displayed in advertising literature. If any portion of the NOA is displayed, then it shall be done in its entirety.

INSPECTION: A copy of this entire NOA shall be provided to the user by the manufacturer or its distributors and shall be available for inspection at the job site at the request of the Building Official.

This NOA renews NOA# 17-0725.10 and consists of pages 1 through 7.
The submitted documentation was reviewed by Alex Tigera.



NOA No.: 22-0708.07
Expiration Date: 07/31/27
Approval Date: 08/25/22
Page 1 of 7

ROOFING ASSEMBLY APPROVAL:

Category: Roofing
Sub-Category: Non-Structural Metal Roofing
Material: Copper (16 oz.)
Deck Type: Wood
Maximum Design Pressure -136.75 psf.

TRADE NAMES OF PRODUCTS MANUFACTURED OR LABELED BY APPLICANT:

<u>Product</u>	<u>Dimensions</u>	<u>Test Specifications</u>	<u>Product Description</u>
Copper 1.5" Mechanically Seamed Panel	Length: varies Width: 16", 20" & 24" (Coverage width : 12", 16" & 20") Height: 1.5" Min Yield Strength: 19.8 ksi.	TAS 125	16 oz. Copper Roof panel .
Panel Clip	l = 2" w = 2" h = 1.5" min. 26 gage (0.019")	TAS 110	Grade C preformed, stainless steel clips with two preformed holes.

TRADE NAMES OF PRODUCTS MANUFACTURED BY OTHERS

<u>Product</u>	<u>Dimensions</u>	<u>Product Description</u>	<u>Manufacturer</u>
Fasteners	#10	Stainless Steel Screws for fastening of clip.	Generic

MANUFACTURING LOCATION:

1. Miami, FL.

EVIDENCE SUBMITTED:

<u>Test Agency</u>	<u>Test Identifier</u>	<u>Test Name/Report</u>	<u>Date</u>
PRI Asphalt Technologies, Inc.	HTL-002-02-01	TAS 100	05/21/02
Hurricane Test Laboratory, LLC.	0299-0311-02 0299-0516-07	TAS 125 TAS 125	06/07/02 06/14/07
Revere Copper Products, Inc.	Mill Certificate	Physical Properties (metallurgical)	04/19/21



NOA No.: 22-0708.07
Expiration Date: 07/31/27
Approval Date: 08/25/22
Page 2 of 7

APPROVED ASSEMBLIES:

System A:	Copper 1.5" Mechanically Seamed Panel , 16", 20" & 24" wide panels. (Coverage width 12", 16" & 20")
Deck Type:	Wood, Non-insulated
Deck Description:	New Construction ¹⁹ / ₃₂ " or greater plywood or wood plank, or for re-roofing ¹⁵ / ₃₂ " or greater plywood.
Slope Range:	2": 12" or greater
Maximum Uplift Pressure:	-60 psf. See General Limitation #2

Deck Attachment:	In accordance with applicable Building Code, but in no case it shall be less than 8d annular ring shank nails spaced 6" o.c. In reroofing, where the deck is less than 19/32" thick (Minimum 15/32") The above attachment method must be in addition to existing attachment.
Underlayment:	Minimum underlayment shall be a ASTM D 226 Type II installed with a minimum 4" side-laps and 6" end-laps. Underlayment shall be fastened with corrosion resistant tin-caps and 1¼" annular ring-shank nails, spaced 6" o.c. at all laps and two staggered rows 12" o.c. in the field of the roll.
Fire Barrier Board:	Any approved fire barrier having a current NOA. Refer to a current fire directory listing for fire ratings of this roofing system assembly as well as the location of the fire barrier within the assembly. See Limitation # 1.
Valleys:	Valley construction shall be in compliance with Roofing Application Standard RAS 133 and with Major's Metal Roofing & Custom Sheet Metal, Inc.'s current published installation instructions.
Metal Panels and Accessories:	<p>Install the "Copper 1.5" Mechanically Seamed Panel" and accessories in compliance with Major's Metal Roofing & Custom Sheet Metal, Inc.'s current, published installation instructions and details. Flashing, penetrations, valley construction and other details shall be constructed in compliance with the minimum requirements provided in Roofing Application Standards RAS 133.</p> <p>Panels shall be installed with approved clips (2" long x 2" wide x 1.5" tall), attached to substrate with two stainless steel #10 wood screw of sufficient length to penetrate through the sheathing a minimum of 3/16". Clip fastening shall start 3" from panel end and not exceed 12" o.c. there after. See Detail A Herein. Standing seams shall be mechanically seamed to a full 180° seam, (double lock).</p>



System B:	Copper 1.5" Mechanically Seamed Panel , 16" & 20" wide panels. (Coverage width 12" & 16")
Deck Type:	Wood, Non-insulated
Deck Description:	New Construction ¹⁹ / ₃₂ " or greater plywood or wood plank, or for re-roofing ¹⁵ / ₃₂ " or greater plywood.
Slope Range:	2": 12" or greater
Maximum Uplift Pressure:	See Table B below

Deck Attachment:	In accordance with applicable Building Code, but in no case it shall be less than 8d annular ring shank nails spaced 6" o.c. In reroofing, where the deck is less than 19/32" thick (Minimum 15/32") The above attachment method must be in addition to existing attachment.
Underlayment:	Minimum underlayment shall be an ASTM D 226 Type II installed with a minimum 4" side-laps and 6" end-laps. Underlayment shall be fastened with corrosion resistant tin-caps and 1¼" annular ring-shank nails, spaced 6" o.c. at all laps and two staggered rows 12" o.c. in the field of the roll.
Fire Barrier Board:	Any approved fire barrier having a current NOA. Refer to a current fire directory listing for fire ratings of this roofing system assembly as well as the location of the fire barrier within the assembly. See Limitation # 1.
Valleys:	Valley construction shall be in compliance with Roofing Application Standard RAS 133 and with Major's Metal Roofing & Custom Sheet Metal, Inc.'s current published installation instructions.
Metal Panels and Accessories:	<p>Install the "Copper 1.5" Mechanically Seamed Panel" and accessories in compliance with Major's Metal Roofing & Custom Sheet Metal, Inc.'s current, published installation instructions and details. Flashing, penetrations, valley construction and other details shall be constructed in compliance with the minimum requirements provided in Roofing Application Standards RAS 133.</p> <p>Panels shall be installed with approved clips (2" long x 2" wide x 1.5" tall), attached to substrate with two stainless steel #10 wood screw of sufficient length to penetrate through the sheathing a minimum of 3/16". Clip fastening shall start 3" from panel end and not exceed the spacing listed in Table B below there after. See Detail B herein. Standing seams shall be mechanically seamed to a full 180° seam, (double lock).</p>

TABLE B
MAXIMUM DESIGN PRESSURES

<u>Roof Areas</u>	<u>Field</u>	<u>Perimeter and Corner¹</u>
Maximum Design Pressures	-60 psf.	-136.75 psf.
Maximum Clip Spacing	12" o.c.	6" o.c.

1. Extrapolation shall not be allowed



LIMITATIONS

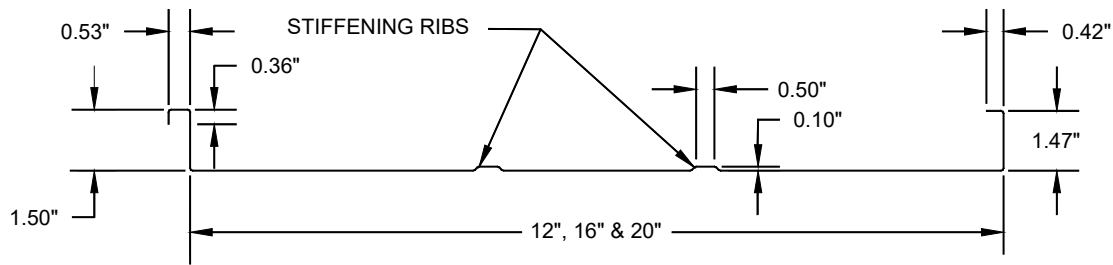
1. Fire classification is not part of this acceptance; refer to a current Approved Roofing Materials Directory for fire ratings of this product.
2. The maximum designed pressure listed herein shall be applicable to all roof pressure zones (i.e. field, perimeters, and corners). Neither rational analysis, nor extrapolation shall be permitted for enhanced fastening at enhanced pressure zones (i.e. perimeters, extended corners and corners).
3. Panels shall be roll formed in continuous lengths from eave to ridge. Maximum lengths shall be as described in Roofing Application Standard RAS 133.
4. All panels shall be permanently labeled with the manufacturer's name and/or logo, and the following statement: "Miami-Dade County Product Control Approved" or with the Miami-Dade County Product Control Seal as seen below. All clips shall be permanently labeled with the manufacturer's name and/or logo, and/or model.



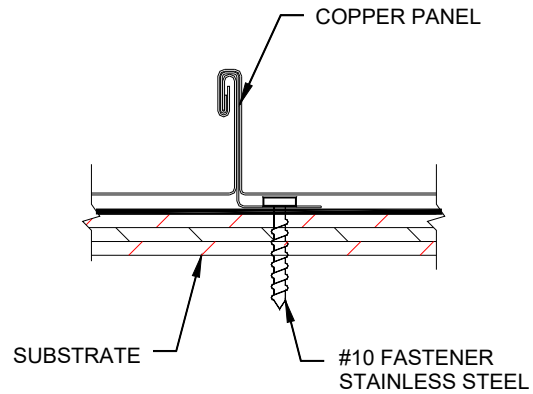
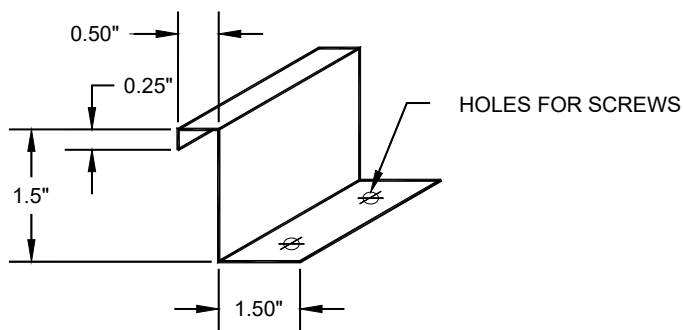
5. All products listed herein shall have a quality assurance audit in accordance with the Florida Building Code and Rule 61G20-3 of the Florida Administrative Code.



DETAIL DRAWINGS



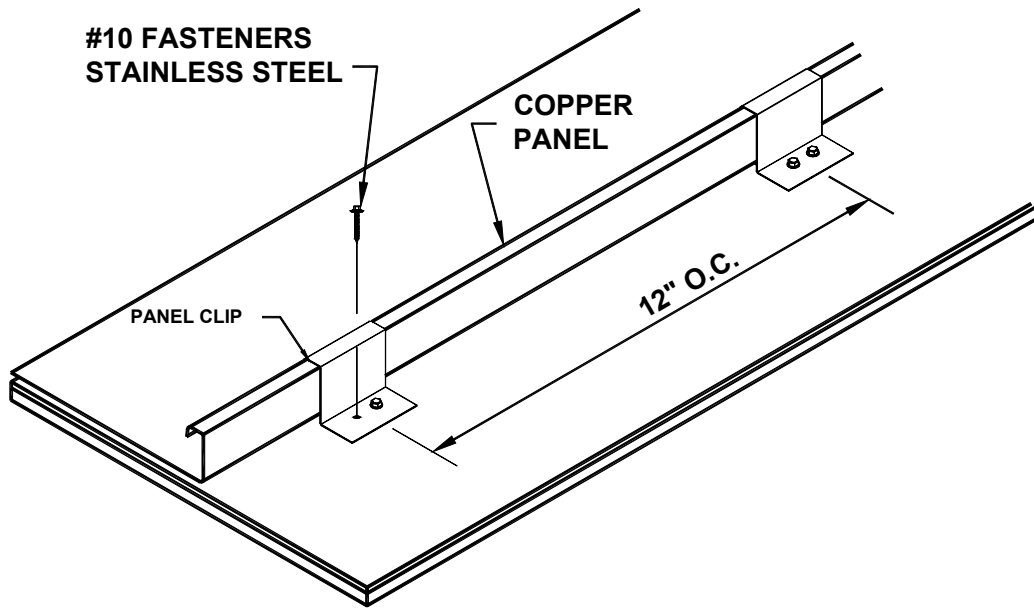
PANEL DETAIL



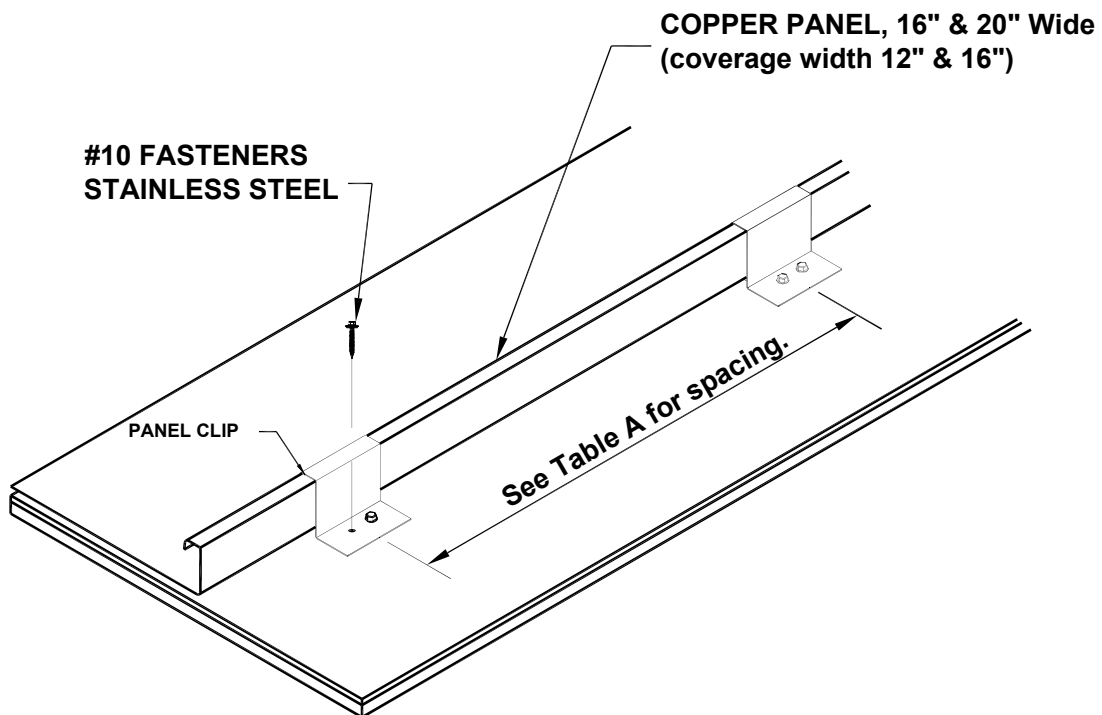
PANEL CLIP DETAIL

COPPER 1.5" MECHANICALLY SEAMED PANEL AND DETAILS

DETAIL A (SYSTEM A)



DETAIL B (SYSTEM B)



END OF THIS ACCEPTANCE