



DEPARTMENT OF REGULATORY AND ECONOMIC RESOURCES (RER)  
BOARD AND CODE ADMINISTRATION DIVISION

MIAMI-DADE COUNTY  
PRODUCT CONTROL SECTION

11805 SW 26 Street, Room 208  
Miami, Florida 33175-2474  
T (786) 315-2590 F (786) 315-2599

## NOTICE OF ACCEPTANCE (NOA)

[www.miamidade.gov/economy](http://www.miamidade.gov/economy)

**Bob Hilson & Co., Inc.**  
401 NW 14 Avenue  
Homestead, FL 33030

### SCOPE:

This NOA is being issued under the applicable rules and regulations governing the use of construction materials. The documentation submitted has been reviewed and accepted by Miami-Dade County RER - Product Control Section to be used in Miami-Dade County and other areas, where allowed by the Authority Having Jurisdiction (AHJ).

This NOA shall not be valid after the expiration date stated below. The Miami-Dade County Product Control Section (in Miami-Dade County) and/or the AHJ (in areas other than Miami-Dade County) reserve the right to have this product or material tested for quality assurance purposes. If this product or material fails to perform in the accepted manner, the manufacturer will incur the expense of such testing and the AHJ may immediately revoke, modify, or suspend the use of such product or material within their jurisdiction. RER reserves the right to revoke this acceptance if it is determined by Miami-Dade County Product Control Section that this product or material fails to meet the requirements of the applicable building code.

This product is approved as described herein and has been designed to comply with the Florida Building Code including the High Velocity Hurricane Zone of the Florida Building Code.

### DESCRIPTION: Englert Series 2000 - 0.032in Aluminum Roof Panel over Wood Deck

**LABELING:** Each unit shall bear a permanent label with the manufacturer's name or logo, city, state and following statement: "Miami-Dade County Product Control Approved", unless otherwise noted herein.

**RENEWAL** of this NOA shall be considered after a renewal application has been filed and there has been no change in the applicable building code negatively affecting the performance of this product.

**TERMINATION** of this NOA will occur after the expiration date or if there has been a revision or change in the materials, use, and/or manufacture of the product or process. Misuse of this NOA as an endorsement of any product, for sales, advertising or any other purposes shall automatically terminate this NOA. Failure to comply with any section of this NOA shall be cause for termination and removal of NOA.

**ADVERTISEMENT:** The NOA number preceded by the words Miami-Dade County, Florida, and followed by the expiration date may be displayed in advertising literature. If any portion of the NOA is displayed, then it shall be done in its entirety.

**INSPECTION:** A copy of this entire NOA shall be provided to the user by the manufacturer or its distributors and shall be available for inspection at the job site at the request of the Building Official.

This NOA consists of pages 1 through 7.

The submitted documentation was reviewed by Sifang Zhao, P.E.



11/17/2022

NOA-No.: 22-0714.06  
Expiration Date: 11/17/2027  
Approval Date: 11/17/2022  
Page 1 of 7

## ROOFING ASSEMBLY APPROVAL:

<b><u>Category:</u></b>	Roofing
<b><u>Sub-Category:</u></b>	Non-Structural Metal Roofing
<b><u>Material:</u></b>	Aluminum
<b><u>Deck Type:</u></b>	Wood
<b><u>Maximum Design Pressure</u></b>	See Table A and B herein

## TRADE NAMES OF PRODUCTS MANUFACTURED OR LABELED BY APPLICANT:

<b><u>Product</u></b>	<b><u>Dimensions</u></b>	<b><u>Test Specifications</u></b>	<b><u>Product Description</u></b>
Series 2000	l = various w = 18" Thickness 0.032" Min yield strength: 17 ksi – 20 ksi. (see assemblies herein)	TAS 110 TAS 125	Aluminum, preformed, standing seam panels.
Series 2000 Clip	min. 0.048" 3½" long x 1¾" high	TAS 114	Corrosion resistant, formed, steel clips for metal panel installation.
Trim Pieces	l = varies w = varies Thickness 0.032"	TAS 110	Standard flashing and trim pieces. Manufactured for each panel width.

## EVIDENCE SUBMITTED:

<b><u>Test Agency</u></b>	<b><u>Test Identifier</u></b>	<b><u>Test Name/Report</u></b>	<b><u>Date</u></b>
Architectural Testing, Inc.	01-32796.01	TAS 100	09/01/98
	92992.01-109-18	TAS 125	07/16/10
	B8193.02-109-18-r1	TAS 125	10/16/12



NOA-No.: 22-0714.06  
Expiration Date: 11/17/2027  
Approval Date: 11/17/2022  
Page 2 of 7

## APPROVED ASSEMBLIES:

<b>System A:</b>	Englert Series 2000 – 0.032" Aluminum Panel – <b>17 ksi Yield Strength</b>
<b>Deck Type:</b>	Wood, Non-Insulated
<b>Deck Description:</b>	New Construction <sup>19</sup> / <sub>32</sub> " or greater plywood or wood plank.
<b>Slope Range:</b>	2": 12" or greater
<b>Maximum Uplift Pressure:</b>	<b>See Table A below</b>

<b>Deck Attachment:</b>	In accordance with applicable Building Code, but in no case shall it be less than 8d annular ring shank nails spaced 6" o.c. In reroofing, where the deck is less than <sup>19</sup> / <sub>32</sub> " thick (Minimum <sup>15</sup> / <sub>32</sub> "). The above attachment method must be in addition to existing attachment.
<b>Underlayment:</b>	Minimum underlayment shall be an ASTM D 226 Type II installed with a minimum 4" side-laps and 6" end-laps. Underlayment shall be fastened with corrosion resistant tin-caps and 1¼" annular ring-shank nails, spaced 6" o.c. at all laps and two staggered rows 12" o.c. in the field of the roll. Or, any Miami-Dade County Product Control Approved underlayment having a current NOA.
<b>Fire Barrier Board:</b>	Any approved fire barrier having a current NOA. Refer to a current fire directory listing for fire ratings of this roofing system assembly as well as the location of the fire barrier within the assembly. See Limitation # 1.
<b>Valleys:</b>	Valley construction shall be in compliance with Roofing Application Standard RAS 133 and with Englert's current published installation instructions.
<b>Metal Panels and Accessories:</b>	<p>Install the " Series 2000 – 0.032" Aluminum Panel – <b>17 ksi Yield Strength</b> Panel " and accessories in compliance with the current published installation instructions and details in Englert's Installation Manual. Flashings, penetrations, valley construction and other details shall be constructed in compliance with Roofing Application Standard RAS 133.</p> <p>Panels shall be installed with galvanize steel clips (3½" long x 2 ½" wide x 1¾" tall), attached to substrate with (2) two corrosion resistant #10-16 self-tapping pancake screws of sufficient length to penetrate through the sheathing a minimum of <sup>3</sup>/<sub>16</sub>". Clip fastening shall start 3" from panel end and shall be at maximum spacing as described below in <b>Table A</b>.</p>

**TABLE A**  
**MAXIMUM DESIGN PRESSURES**

<b>Roof Areas</b>	<b>Field</b>	<b>Perimeter and Corner<sup>1</sup></b>
<b>Maximum Design Pressures</b>	<b>–82.50 psf</b>	<b>–97.50 psf</b>
<b>Maximum Clip Spacing</b>	<b>18" o.c.</b>	<b>12" o.c.</b>
1. Extrapolation shall not be allowed		



<b>System B:</b>	Englert Series 2000 0.032" Aluminum Panel – <b>20 ksi Yield Strength</b>
<b>Deck Type:</b>	Wood, Non-Insulated
<b>Deck Description:</b>	New Construction <sup>19</sup> / <sub>32</sub> " or greater plywood or wood plank.
<b>Slope Range:</b>	2": 12" or greater
<b>Maximum Uplift Pressure:</b>	<b>See Table B below</b>

<b>Deck Attachment:</b>	In accordance with applicable Building Code, but in no case shall it be less than 8d annular ring shank nails spaced 6" o.c. In reroofing, where the deck is less than <sup>19</sup> / <sub>32</sub> " thick (Minimum <sup>15</sup> / <sub>32</sub> "). The above attachment method must be in addition to existing attachment.
<b>Underlayment:</b>	Minimum underlayment shall be an ASTM D 226 Type II installed with a minimum 4" side-laps and 6" end-laps. Underlayment shall be fastened with corrosion resistant tin-caps and 1¼" annular ring-shank nails, spaced 6" o.c. at all laps and two staggered rows 12" o.c. in the field of the roll. Or, any Miami-Dade County Product Control Approved underlayment having a current NOA.
<b>Fire Barrier Board:</b>	Any approved fire barrier having a current NOA. Refer to a current fire directory listing for fire ratings of this roofing system assembly as well as the location of the fire barrier within the assembly. See Limitation # 1.
<b>Valleys:</b>	Valley construction shall be in compliance with Roofing Application Standard RAS 133 and with Englert's current published installation instructions.
<b>Metal Panels and Accessories:</b>	<p>Install the "Series 2000 0.032" Aluminum Panel – <b>20 ksi Yield Strength Panel</b>" and accessories in compliance with the current published installation instructions and details in Englert's Installation Manual. Flashings, penetrations, valley construction and other details shall be constructed in compliance with Roofing Application Standard RAS 133.</p> <p>Panels shall be installed with galvanize steel clips (3½" long x 2 ½" wide x 1¾" tall), attached to substrate with (2) two corrosion resistant #10-16 self-tapping pancake screws of sufficient length to penetrate through the sheathing a minimum of <sup>3</sup>/<sub>16</sub>". Clip fastening shall start 3" from panel end and shall be at maximum spacing as described below in <b>Table B</b>.</p>

**TABLE B**  
**MAXIMUM DESIGN PRESSURES**

Roof Areas	Field	Perimeter and Corner <sup>1</sup>
<b>Maximum Design Pressures</b>	<b>-123.75 psf</b>	<b>-180.00 psf</b>
<b>Maximum Clip Spacing</b>	<b>12" o.c.</b>	<b>6" o.c.</b>

2. Extrapolation shall not be allowed



## SYSTEM LIMITATIONS

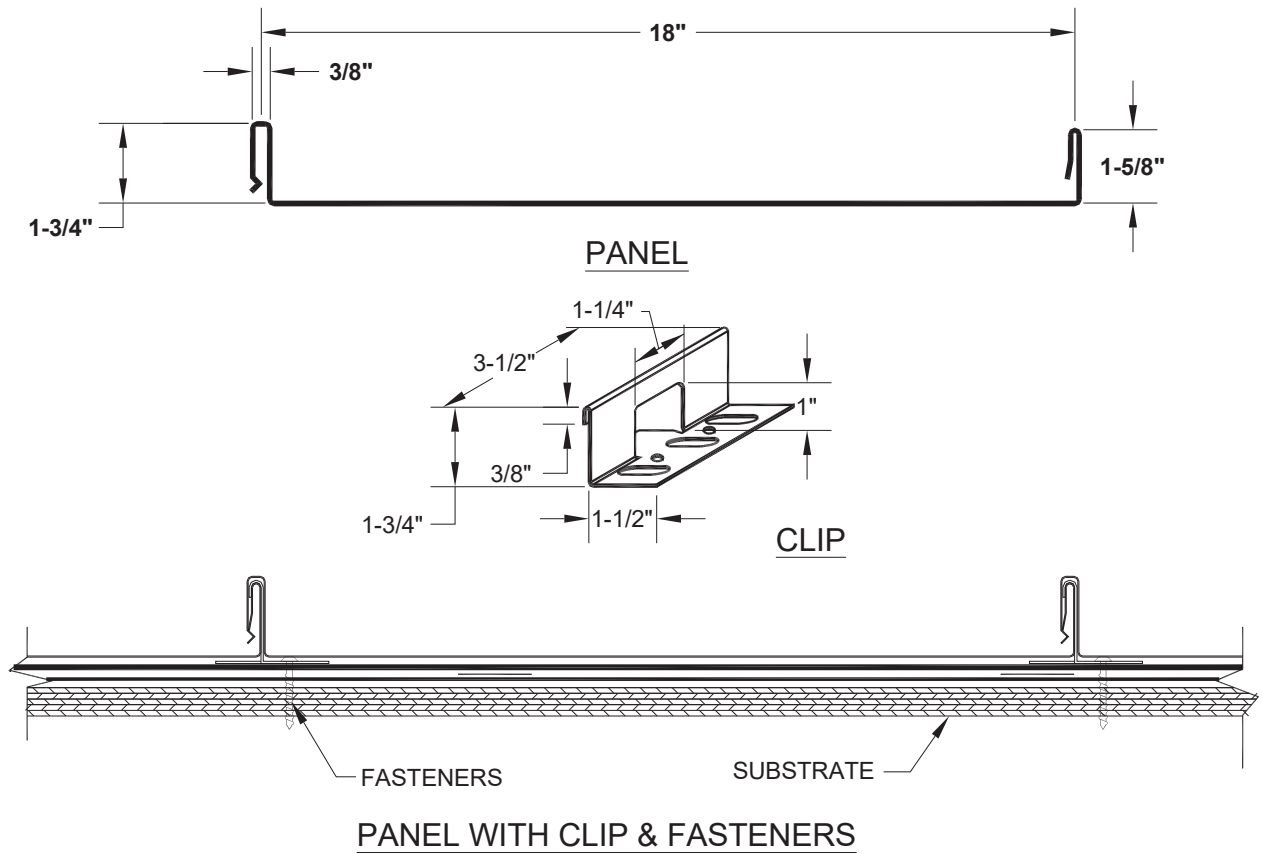
1. Fire classification is not part of this acceptance; refer to a current Approved Roofing Materials Directory for fire ratings of this product.
2. The maximum designed pressure listed herein shall be applicable to all roof pressure zones (i.e., field, perimeters, and corners). Neither rational analysis, nor extrapolation shall be permitted for enhanced fastening at enhanced pressure zones (i.e., perimeters, extended corners and corners).
3. Panels may be rolls formed in continuous lengths from eave to ridge. Maximum lengths shall be as described in Roofing Application Standard RAS 133
4. All panels shall be permanently labeled with the manufacturer's name and/or logo, and the following statement: "Miami-Dade County Product Control Approved" **or** with the Miami-Dade County Product Control Seal as seen below. All clips shall be permanently labeled with the manufacturer's name and/or logo, and/or model.



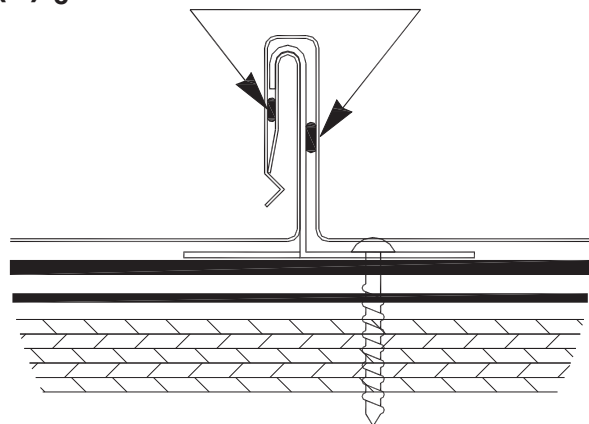
5. All products listed herein shall have a quality assurance audit in accordance with the Florida Building Code and Rule **61G20-3** of the Florida Administrative Code.
6. Panels may be jobsite roll formed with machine model #(s) **030508** from Englert Rollformed Products Association.

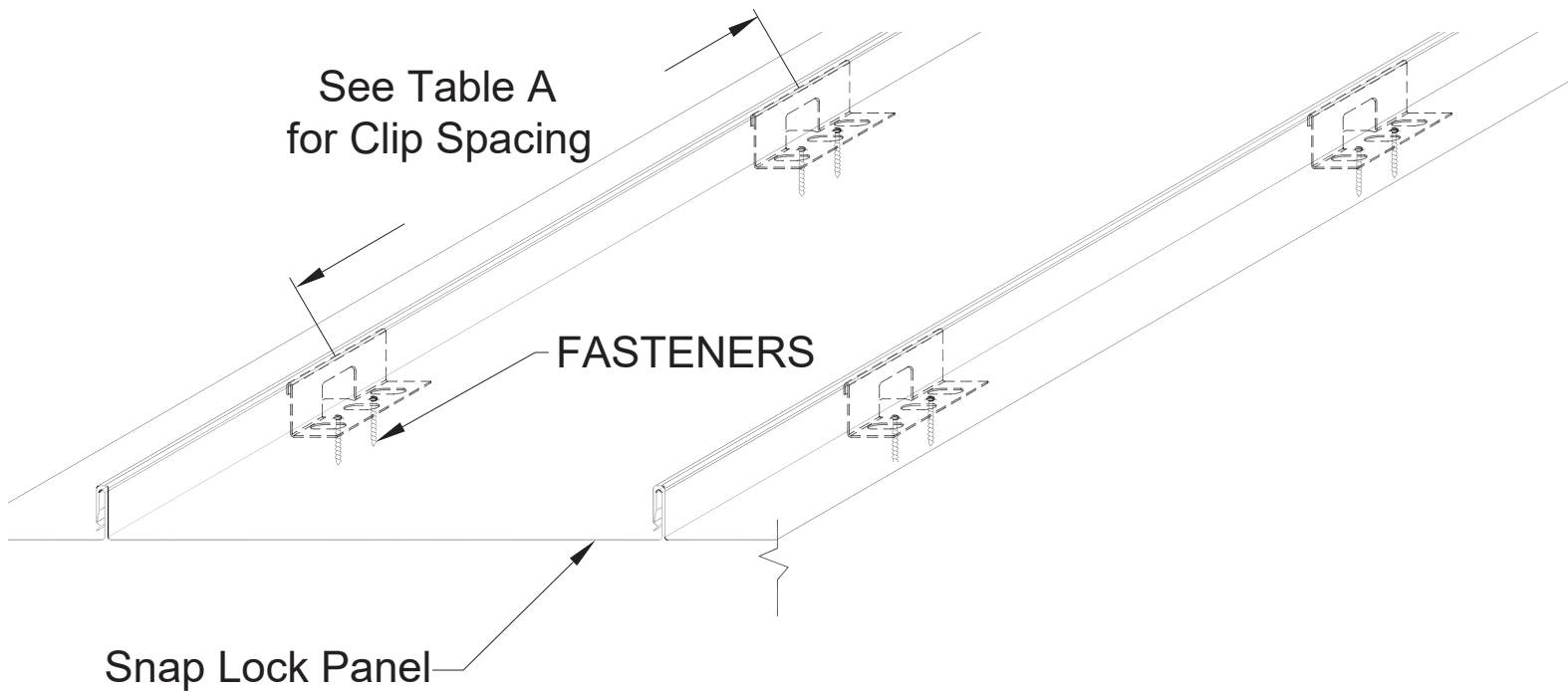


**PROFILE DRAWING  
SERIES 2000 0.032" ALUMINUM PANEL**



**Perimeter and Corner Condition Only:  
(2)  $\frac{1}{8}$ " beads of Bostik Sealant**





**END OF THIS ACCEPTANCE**