



DEPARTMENT OF REGULATORY AND ECONOMIC RESOURCES (RER)
BOARD AND CODE ADMINISTRATION DIVISION

MIAMI-DADE COUNTY
PRODUCT CONTROL SECTION
11805 SW 26 Street, Room 208
Miami, Florida 33175-2474
T (786) 315-2590, F (786) 315-2599
www.miamidade.gov/economy

NOTICE OF ACCEPTANCE (NOA)

Advanced Roofing, Inc.
1950 NW 22 Street
Fort Lauderdale, FL 33311

SCOPE:

This NOA is being issued under the applicable rules and regulations governing the use of construction materials. The documentation submitted has been reviewed and accepted by Miami-Dade County RER - Product Control Section to be used in Miami-Dade County and other areas, where allowed by the Authority Having Jurisdiction (AHJ).

This NOA shall not be valid after the expiration date stated below. The Miami-Dade County Product Control Section (In Miami-Dade County) and/or the AHJ (in areas other than Miami-Dade County) reserve the right to have this product or material tested for quality assurance purposes. If this product or material fails to perform in the accepted manner, the manufacturer will incur the expense of such testing and the AHJ may immediately revoke, modify, or suspend the use of such product or material within their jurisdiction. RER reserves the right to revoke this acceptance if it is determined by Miami-Dade County Product Control Section that this product or material fails to meet the requirements of the applicable building code.

This product is approved as described herein and has been designed to comply with the Florida Building Code including the High Velocity Hurricane Zone of the Florida Building Code.

DESCRIPTION: Englert Series 2500 - 0.040in Aluminum Panel over Steel Deck

LABELING: Each unit shall bear a permanent label with the manufacturer's name or logo, city, state and following statement: "Miami-Dade County Product Control Approved", unless otherwise noted herein.

RENEWAL of this NOA shall be considered after a renewal application has been filed and there has been no change in the applicable building code negatively affecting the performance of this product.

TERMINATION of this NOA will occur after the expiration date or if there has been a revision or change in the materials, use, and/or manufacture of the product or process. Misuse of this NOA as an endorsement of any product, for sales, advertising or any other purposes shall automatically terminate this NOA. Failure to comply with any section of this NOA shall be cause for termination and removal of NOA.

ADVERTISEMENT: The NOA number preceded by the words Miami-Dade County, Florida, and followed by the expiration date may be displayed in advertising literature. If any portion of the NOA is displayed, then it shall be done in its entirety.

INSPECTION: A copy of this entire NOA shall be provided to the user by the manufacturer or its distributors and shall be available for inspection at the job site at the request of the Building Official.

This NOA renews **NOA-File 17-0808.11** and consists of pages 1 through 6.
The submitted documentation was reviewed by Sifang, P.E.

12/01/2022



NOA-No.: 22-0913.08
Expiration Date: 09/14/2027
Approval Date: 12/01/2022
Page 1 of 6

ROOFING ASSEMBLY APPROVAL

Category: Roofing
Sub-Category: Non-Structural Metal Roofing
Materials: Aluminum
Maximum Design Pressure -121.75 psf

TRADE NAMES OF PRODUCTS MANUFACTURED OR LABELED BY APPLICANT:

<u>Product</u>	<u>Dimensions</u>	<u>Test Specifications</u>	<u>Product Description</u>
Series 2500	l = various w = 16" Thickness 0.040 Min. Yield Strength: 17 ksi	TAS 110 & TAS 125	Aluminum, preformed, standing seam, coated panels.
Series 2500 Clip	Base: Min. 18ga steel, L = 3.62" W = 1.18" Tab: Min. 24ga Stainless Steel L = 6" W = 2.174" With one 0.715" wide x 6" long return flap	TAS 114 Appendix E	Two-piece, expansion type, corrosion resistant, formed, steel clips for metal panel installation.
Trim Pieces	l = varies w = varies Thickness 0.040	TAS 110	Standard flashing and trim pieces. Manufactured for each panel width.

EVIDENCE SUBMITTED:

<u>Test Agency</u>	<u>Test Identifier</u>	<u>Test Name/Report</u>	<u>Date</u>
Hurricane Test Laboratory, LLC.	0155-0702-05 0155-0916-04	TAS-125	09/08/11
PRI Asphalt Technologies, Inc.	HTL-009-02-01	TAS 100	03/14/06
BASF		ASTM G23	01/18/06
BASF		ASTM B117	01/18/06



NOA-No.: 22-0913.08
Expiration Date: 09/14/2027
Approval Date: 12/01/2022
Page 2 of 6

APPROVED ASSEMBLIES:

System:	Series 2500 Aluminum Roof Panel (FIELD CONDITION)
Deck Type:	Steel, Insulated or Non-Insulated
Deck Description:	Metal roof deck 22 MSG Steel grade B. coated steel. Panel continuous over two or more spans without endlaps.
Slope Range:	2": 12" or greater
Maximum Uplift Pressure:	-63.5psf (See System Limitation #2)

Deck Attachment:	Minimum 22 gage steel deck shall be secured 6" o.c. to structural supports spaced a maximum of 5 ft o.c. with one (1) #14 x 1-½" Hex Washer Head screws fastened at the bottom of each flute (6" o.c.). Deck sidelaps shall be fastened 6" o.c. with ¼" x ¾" Hex Head stitch screws.
Insulation (Optional):	(Requires a bearing plate for clip attachment) Maximum 4" thick of an approved rigid board insulation with current NOA having a minimum 25psi compressive strength fastened with approved fasteners and plates. Fastening density shall be in compliance with applicable Building Code and Roofing Application Standard RAS 117.
Underlayment:	Minimum underlayment shall be an ASTM D 226 Type II installed with a minimum 4" side-lap and 6" end-laps. Underlayment shall be fastened with approved corrosion resistant fasteners and plates. Spaced 12" o.c. on the laps and two rows spaced 24" o.c. in the field of roll. Or any approved underlayment having a current NOA.
Fire Barrier Board:	Any approved fire barrier having a current NOA. Refer to a current fire directory listing for fire ratings of this roofing system assembly as well as the location of the fire barrier within the assembly. See Limitation # 1.
Valleys:	Valley construction shall be in compliance with Roofing Application Standard RAS 133 and with Englert's current published installation instructions.
Metal Panels and Accessories:	Install the "Series 2500 Panel" and accessories in compliance with the current published installation instructions and details in Englert's Installation Manual. Flashings, penetrations, valley construction and other details shall be constructed in compliance with Roofing Application Standard RAS 133.

Each roof panel is attached to the substrate along its male rib using the approved clips located 3" from each panel end and at a spacing of **24" o.c.** Each clip is attached to the substrate using two (2) corrosion resistant #14 self drilling truss head screws of sufficient length to penetrate through the bottom of the flute of the structural deck a minimum of ½".

Attach adjacent panel by placing the female rib over the male rib and clip. Standing seams shall be mechanically seamed to a full 180-degree seam. (Double lock).



System:	Series 2500 Aluminum Roof Panel (PERIMETER AND CORNER CONDITION)
Deck Type:	Steel, Insulated or Non-Insulated
Deck Description:	Metal roof deck 22 MSG Steel grade B. coated steel. Panel continuous over two or more spans without endlaps.
Slope Range:	2": 12" or greater
Maximum Uplift Pressure:	-121.75 psf (See System Limitation #2)

Deck Attachment:	Minimum 22 gage steel deck shall be secured 6" o.c. to structural supports spaced a maximum of 5 ft o.c. with two (2) #14 x 1-½" Hex Washer Head screws fastened at the bottom of each flute (6" o.c.). Deck sidelaps shall be fastened 6" o.c. with ¼" x ¾" Hex Head stitch screws.
Insulation (Optional):	(Requires a bearing plate for clip attachment) Maximum 4" thick of an approved rigid board insulation with current NOA having a minimum 25psi compressive strength fastened with approved fasteners and plates. Fastening density shall be in compliance with applicable Building Code and Roofing Application Standard RAS 117.
Underlayment:	Minimum underlayment shall be an ASTM D 226 Type II installed with a minimum 4" side-lap and 6" end-laps. Underlayment shall be fastened with approved corrosion resistant fasteners and plates. Spaced 12" o.c. on the laps and two rows spaced 24" o.c. in the field of roll. Or any approved underlayment having a current NOA.
Fire Barrier Board:	Any approved fire barrier having a current NOA. Refer to a current fire directory listing for fire ratings of this roofing system assembly as well as the location of the fire barrier within the assembly. See Limitation # 1 .
Valleys:	Valley construction shall be in compliance with Roofing Application Standard RAS 133 and with Englert's current published installation instructions.
Metal Panels and Accessories:	<p>Install the "Series 2500 Panel" and accessories in compliance with the current published installation instructions and details in Englert's Installation Manual. Flashings, penetrations, valley construction and other details shall be constructed in compliance with Roofing Application Standard RAS 133.</p> <p>Each roof panel is attached to the substrate along its male rib using the approved clips located 3" from each panel end and at a spacing of 12" o.c. Each clip is attached to the substrate using two (2) corrosion resistant #14 self drilling truss head screws of sufficient length to penetrate through the bottom of the flute of the structural deck a minimum of ½".</p> <p>Attach adjacent panel by placing the female rib over the male rib and clip. Standing seams shall be mechanically seamed to a full 180-degree seam. (double lock)</p>



SYSTEM LIMITATIONS

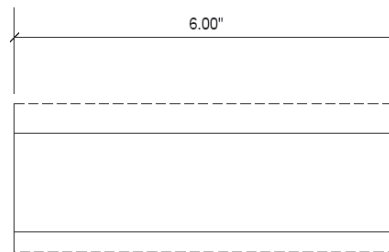
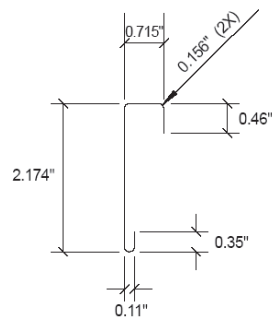
1. Fire classification is not part of this acceptance; refer to a current Approved Roofing Materials Directory for fire ratings of this product.
2. The maximum designed pressure listed herein shall be applicable to all roof pressure zones (i.e., field, perimeters, and corners). Neither rational analysis, nor extrapolation shall be permitted for enhanced fastening at enhanced pressure zones (i.e., perimeters, extended corners and corners).
3. Panels may be rolls formed in continuous lengths from eave to ridge. Maximum lengths shall be as described in Roofing Application Standard RAS 133
4. All panels shall be permanently labeled with the manufacturer's name and/or logo, and the following statement: "Miami-Dade County Product Control Approved" **or** with the Miami-Dade County Product Control Seal as seen below. All clips shall be permanently labeled with the manufacturer's name and/or logo, and/or model.



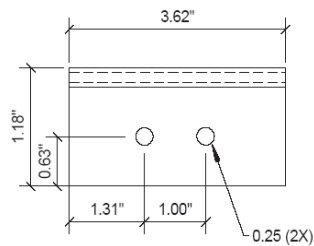
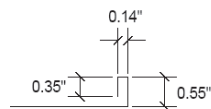
5. All products listed herein shall have a quality assurance audit in accordance with the Florida Building Code and Rule **61G20-3** of the Florida Administrative Code.
6. Panels may be jobsite roll formed with machine model #(s) **04.06.04 and 2580612T** from Englert Rollformed Products Association.



PROFILE DRAWING SERIES 2500



CLIP TAB



CLIP BASE



END OF THIS ACCEPTANCE