



DEPARTMENT OF REGULATORY AND ECONOMIC RESOURCES (RER)
BOARD AND CODE ADMINISTRATION DIVISION

MIAMI-DADE COUNTY
PRODUCT CONTROL SECTION

11805 SW 26 Street, Room 208
Miami, Florida 33175-2474
T (786) 315-2590, F (786) 315-2599
www.miamidade.gov/economy

NOTICE OF ACCEPTANCE (NOA)

Advanced Roofing, Inc.
1950 NW 22 Street
Fort Lauderdale, FL 33311

SCOPE:

This NOA is being issued under the applicable rules and regulations governing the use of construction materials. The documentation submitted has been reviewed and accepted by Miami-Dade County RER - Product Control Section to be used in Miami-Dade County and other areas, where allowed by the Authority Having Jurisdiction (AHJ).

This NOA shall not be valid after the expiration date stated below. The Miami-Dade County Product Control Section (In Miami-Dade County) and/or the AHJ (in areas other than Miami-Dade County) reserve the right to have this product or material tested for quality assurance purposes. If this product or material fails to perform in the accepted manner, the manufacturer will incur the expense of such testing and the AHJ may immediately revoke, modify, or suspend the use of such product or material within their jurisdiction. RER reserves the right to revoke this acceptance if it is determined by Miami-Dade County Product Control Section that this product or material fails to meet the requirements of the applicable building code.

This product is approved as described herein and has been designed to comply with the Florida Building Code including the High Velocity Hurricane Zone of the Florida Building Code.

DESCRIPTION: Englert Series 2000 - 0.032in Aluminum Roof Panel over Steel Deck

LABELING: Each unit shall bear a permanent label with the manufacturer's name or logo, city, state and following statement: "Miami-Dade County Product Control Approved", unless otherwise noted herein.

RENEWAL of this NOA shall be considered after a renewal application has been filed and there has been no change in the applicable building code negatively affecting the performance of this product.

TERMINATION of this NOA will occur after the expiration date or if there has been a revision or change in the materials, use, and/or manufacture of the product or process. Misuse of this NOA as an endorsement of any product, for sales, advertising or any other purposes shall automatically terminate this NOA. Failure to comply with any section of this NOA shall be cause for termination and removal of NOA.

ADVERTISEMENT: The NOA number preceded by the words Miami-Dade County, Florida, and followed by the expiration date may be displayed in advertising literature. If any portion of the NOA is displayed, then it shall be done in its entirety.

INSPECTION: A copy of this entire NOA shall be provided to the user by the manufacturer or its distributors and shall be available for inspection at the job site at the request of the Building Official.

This NOA renews **NOA-File 17-0808.14** and consists of pages 1 through 7.
The submitted documentation was reviewed by Sifang, P.E.




12/01/2022

NOA-No.: 22-0913.11
Expiration Date: 09/14/2027
Approval Date: 12/01/2022
Page 1 of 7

ROOFING ASSEMBLY APPROVAL:

Category: Roofing
Sub-Category: Non-Structural Metal Roofing
Material: Aluminum
Deck Type: Steel
Maximum Design Pressure See Table A

TRADE NAMES OF PRODUCTS MANUFACTURED OR LABELED BY APPLICANT:

<u>Product</u>	<u>Dimensions</u>	<u>Test Specifications</u>	<u>Product Description</u>
Series 2000	l = various w = 18" Thickness 0.032" Min. Yield Strength: 20 ksi.	TAS 110 TAS 125	Aluminum, preformed, standing seam panels.
Series 2000 Clip	min. 0.048" 3½" long x 1¾" high	TAS 114	Corrosion resistant, formed, steel clips for metal panel installation.
Bearing Plate	L = 6" W = 4.88"	TAS 125	Custom shaped steel bearing plate.
Trim Pieces	l = varies w = varies Thickness 0.032"	TAS 110	Standard flashing and trim pieces. Manufactured for each panel width.

TRADE NAMES OF PRODUCTS MANUFACTURED OR LABELED BY APPLICANT:

<u>Product</u>	<u>Dimensions</u>	<u>Test Specifications</u>	<u>Product Description</u>
Bostik 70-05A	N/A	TAS 110	Heavy duty construction adhesive.

EVIDENCE SUBMITTED:

<u>Test Agency</u>	<u>Test Identifier</u>	<u>Test Name/Report</u>	<u>Date</u>
Architectural Testing, Inc.	01-32796.01	TAS 100	09/01/98
	B8193.02-109-18-r2	TAS 125	02/01/13



APPROVED ASSEMBLIES:

System :	Englert Series 2000 - 0.032" Aluminum Panel
Deck Type:	Steel, Insulated
Deck Description:	Metal roof deck 22 MSG Steel grade B. coated steel. Panel continuous over two or more spans without endlaps.
Slope Range:	2": 12" or greater
Maximum Uplift Pressure:	See Table A below

Deck Attachment:	Minimum 22 gage steel deck shall be secured 12" o.c. to structural supports spaced a maximum of 5 ft o.c. with one (1) ¼"-20 x 2-1/4" long Hex Head screws fastened at the bottom of each flute (6" o.c.). Deck sidelaps shall be fastened 12" o.c. with #12-14 x 1" Hex Head stitch screws.
Insulation:	(Requires a bearing plate for clip attachment) ¾" minimum up to a 4" maximum thickness of an approved rigid board insulation with current NOA having a minimum 25psi compressive strength fastened with approved fasteners and plates. Fastening density shall be in compliance with applicable Building Code and Roofing Application Standard RAS 117.
Underlayment:	Minimum underlayment shall be an ASTM D 226 Type II installed with a minimum 4" side-laps and 6" end-laps. Underlayment shall be fastened with corrosion resistant fasteners spaced 6" o.c. at all laps and two staggered rows 12" o.c. in the field of the roll. Or, any Miami-Dade County Product Control Approved underlayment having a current NOA.
Fire Barrier Board:	Any approved fire barrier having a current NOA. Refer to a current fire directory listing for fire ratings of this roofing system assembly as well as the location of the fire barrier within the assembly. See Limitation # 1.
Valleys:	Valley construction shall be in compliance with Roofing Application Standard RAS 133 and with Englert's current published installation instructions.



Metal Panels and Accessories:

Install the "Series 2000 Panel" and accessories in compliance with the current published installation instructions and details in Englert's Installation Manual. Flashings, penetrations, valley construction and other details shall be constructed in compliance with Roofing Application Standard RAS 133.

Panels shall be installed with galvanized steel clips (3½" long x 2 ½" wide x 1¾" tall), attached to substrate with (2) two corrosion resistant #1/4 drill tip pan cake head screws of sufficient length to penetrate the steel deck a minimum of 3/16". Clip fastening shall start 4" from panel end and shall be at maximum spacing as described below in **Table A**.

All clips are to be installed over a Bearing Plate provided by Englert, Inc.

Male leg of snap seam shall be caulked with a minimum 1/8" bead of elastomeric construction sealant prior to installation of female leg of panel as noted below in **Table A**.

TABLE A
MAXIMUM DESIGN PRESSURES

Roof Areas	Field	Perimeter and Corner¹	Perimeter and Corner¹
Maximum Design Pressures	-78.75 psf	-90.00 psf	-157.50 psf
Maximum Clip Spacing	12" o.c.	6" o.c.	6" o.c.
Bostik Seam Sealant	None	None	(2) 1/8" beads
1. Extrapolation shall not be allowed			



SYSTEM LIMITATIONS

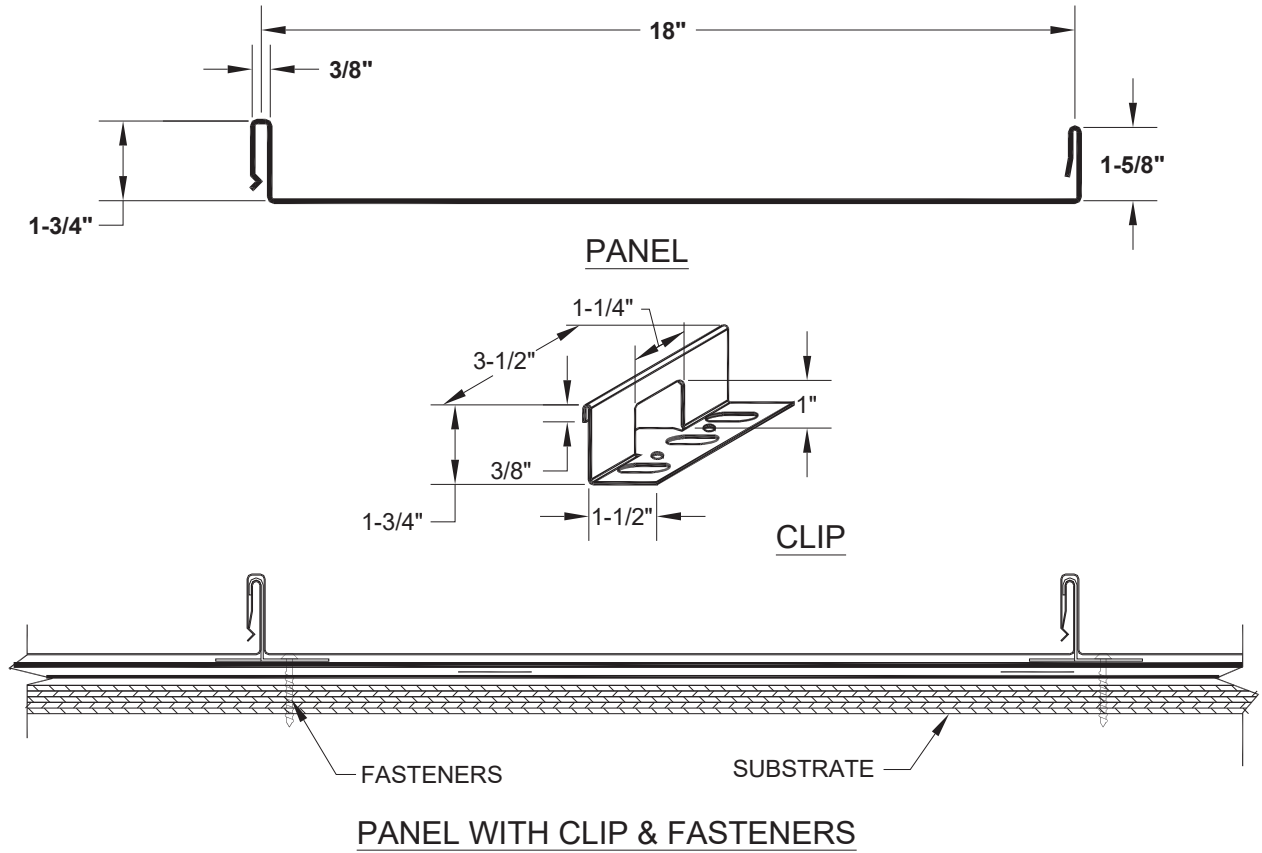
1. Fire classification is not part of this acceptance; refer to a current Approved Roofing Materials Directory for fire ratings of this product.
2. The maximum designed pressure listed herein shall be applicable to all roof pressure zones (i.e., field, perimeters, and corners). Neither rational analysis, nor extrapolation shall be permitted for enhanced fastening at enhanced pressure zones (i.e., perimeters, extended corners and corners).
3. Panels may be rolls formed in continuous lengths from eave to ridge. Maximum lengths shall be as described in Roofing Application Standard RAS 133
4. All panels shall be permanently labeled with the manufacturer's name and/or logo, and the following statement: "Miami-Dade County Product Control Approved" **or** with the Miami-Dade County Product Control Seal as seen below. All clips shall be permanently labeled with the manufacturer's name and/or logo, and/or model.



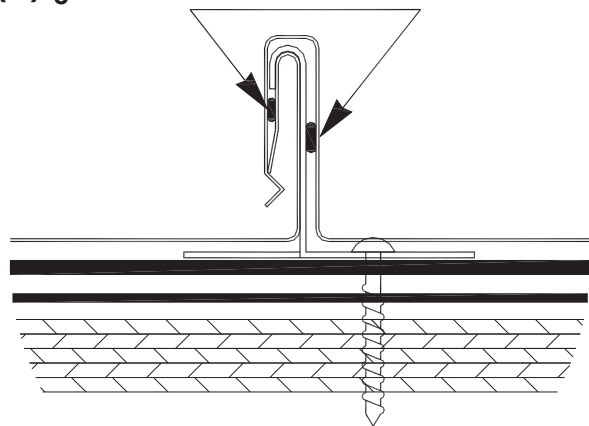
5. All products listed herein shall have a quality assurance audit in accordance with the Florida Building Code and Rule **61G20-3** of the Florida Administrative Code.
6. Panels may be jobsite roll formed with machine model #(s) **04.06.04 and 2580612T** from Englert Rollformed Products Association.

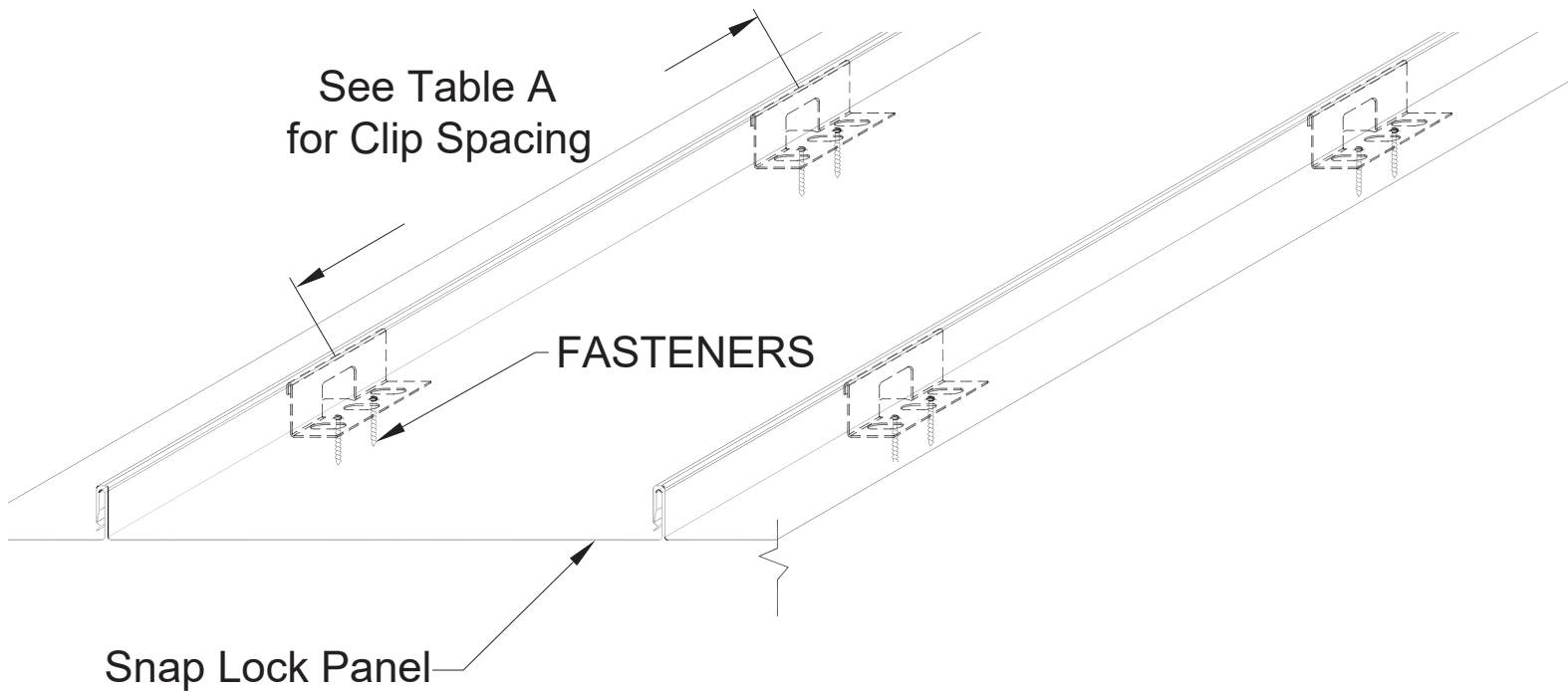


**PROFILE DRAWING
SERIES 2000 – 0.032" ALUMINUM PANEL**



**Perimeter and Corner Condition Only:
(2) $\frac{1}{8}$ " beads of Bostik Sealant**





END OF THIS ACCEPTANCE