



DEPARTMENT OF REGULATORY AND ECONOMIC RESOURCES (RER)  
BOARD AND CODE ADMINISTRATION DIVISION

## NOTICE OF ACCEPTANCE (NOA)

**MIAMI-DADE COUNTY  
PRODUCT CONTROL SECTION**

11805 SW 26 Street, Room 208  
Miami, Florida 33175-2474  
T (786)315-2590 F (786) 315-2599

[www.miamidade.gov/economy](http://www.miamidade.gov/economy)

### **PREMIX-MARBLETITE MANUFACTURING CO.**

**325 Old Sanford Oviedo Rd.  
Winter Springs, FL 32708**

#### **SCOPE:**

This NOA is being issued under the applicable rules and regulations governing the use of construction materials. The documentation submitted has been reviewed and accepted by Miami-Dade County RER -Product Control Section to be used in Miami Dade County and other areas where allowed by the Authority Having Jurisdiction (AHJ).

This NOA shall not be valid after the expiration date stated below. The Miami-Dade County Product Control Section (In Miami Dade County) and/or the AHJ (in areas other than Miami Dade County) reserve the right to have this product or material tested for quality assurance purposes. If this product or material fails to perform in the accepted manner, the manufacturer will incur the expense of such testing and the AHJ may immediately revoke, modify, or suspend the use of such product or material within their jurisdiction. RER reserves the right to revoke this acceptance if it is determined by Miami-Dade County Product Control Section that this product or material fails to meet the requirements of the applicable building code.

This product is approved as described herein and has been designed to comply with the Florida Building Code including the High Velocity Hurricane Zone of the Florida Building Code.

#### **DESCRIPTION: TILE-TITE / RIDGETITE**

**LABELING:** Each unit shall bear a permanent label with the manufacturer's name or logo, city, state and following statement: "Miami-Dade County Product Control Approved", unless otherwise noted herein.

**RENEWAL** of this NOA shall be considered after a renewal application has been filed and there has been no change in the applicable building code negatively affecting the performance of this product.

**TERMINATION** of this NOA will occur after the expiration date or if there has been a revision or change in the materials, use, and/or manufacture of the product or process. Misuse of this NOA as an endorsement of any product, for sales, advertising or any other purposes shall automatically terminate this NOA. Failure to comply with any section of this NOA shall be cause for termination and removal of NOA.

**ADVERTISEMENT:** The NOA number preceded by the words Miami-Dade County, Florida, and followed by the expiration date may be displayed in advertising literature. If any portion of the NOA is displayed, then it shall be done in its entirety.

**INSPECTION:** A copy of this entire NOA shall be provided to the user by the manufacturer or its distributors and shall be available for inspection at the job site at the request of the Building Official.

This NOA renews NOA No. 21-0914.09 and consists of pages 1 through 8.  
The submitted documentation was reviewed by Jorge L. Acebo.



**NOA No.: 22-1208.03  
Expiration Date: 09/20/27  
Approval Date: 12/29/22  
Page 1 of 8**

## ROOFING COMPONENT APPROVAL:

**Category:** Roofing  
**Sub-Category:** Roofing Tile Adhesives  
**Materials:** Cement

### SCOPE:

This approves “TILE-TITE & RIDGETITE” as manufactured by Premix Marbletite, Inc. as described in this Notice of Acceptance and designed to comply with the High Velocity Hurricane Zone of the Florida Building Code.

### PRODUCTS MANUFACTURED BY OR LABELED BY APPLICANT:

<u>Product</u>	<u>Dimensions</u>	<u>Test Specifications</u>	<u>Product Description</u>
“TILE-TITE & RIDGETITE”	40 lb. bags	TAS 123	Premixed pre-bagged gray or white roof tile mortar for use with approved roof tiles in accordance with RAS 120

### MANUFACTURING LOCATIONS:

1. Pompano Beach, FL

### EVIDENCE SUBMITTED:

<u>Test Agency</u>	<u>Test Identifier</u>	<u>Test Name/Report</u>	<u>Date</u>
PRI Construction Materials Technologies, LLC	PMMT-002-02-01	TAS 123/TAS 101	11/09/17
	BRCI-002-02-01	TAS 101	08/08/11

### LIMITATIONS:

1. Fire classification is not part of this acceptance. Refer to the Prepared Roof Tile Assembly for fire rating.
2. Field uplift testing shall be performed, in accordance with the test procedures set forth in Testing Application Standard TAS 106. Testing shall be performed not prior to 30 days after installation.
3. “RIDGETITE” shall be placed in accordance with the 'Placement Details' provided herein. Each generic tile profile requires a specific placement, (see Placement Detail listed herein).
4. “RIDGETITE” shall be applied in accordance with Premix Marbletite, Inc.’s specifications.
5. Tile must be applied within 5 minutes of the application of “RIDGETITE”.
6. Refer to the tile manufacturer’s Miami-Dade County Product Control Notice of Acceptance for system approvals.
7. All products listed herein shall have a quality assurance audit in accordance with the Florida Building Code and Rule 61G20-3 of the Florida Administrative Code.
5. All bags shall be labeled and shall bear the imprint or identifiable marking of the manufacturer's name or logo, city and state of manufacturing facility, and following statement: "Miami-Dade County Product Control Approved" or the Miami-Dade County Product Control Seal as shown below.



NOA No.: 22-1208.03  
Expiration Date: 09/20/27  
Approval Date: 12/29/22  
Page 2 of 8

## **INSTALLATION:**

### **A. Field Tiles**

1. “TILE-TITE & RIDGETITE” shall be installed in strict compliance with RAS 120.
2. Placement Details:

#### **Adhesive Placement:**

<b>GENERIC PROFILE:</b>	<b>PLACEMENT DETAIL #</b>
Two piece Barrel	A
Spanish & Mission “S”	B
Low Profile Roll	C
Flat	D

### **B. Hip and Ridge Tiles**

1. “TILE-TITE & RIDGETITE” may be used to install hip and ridge tiles in a full bed of mortar.
2. Placement Detail E

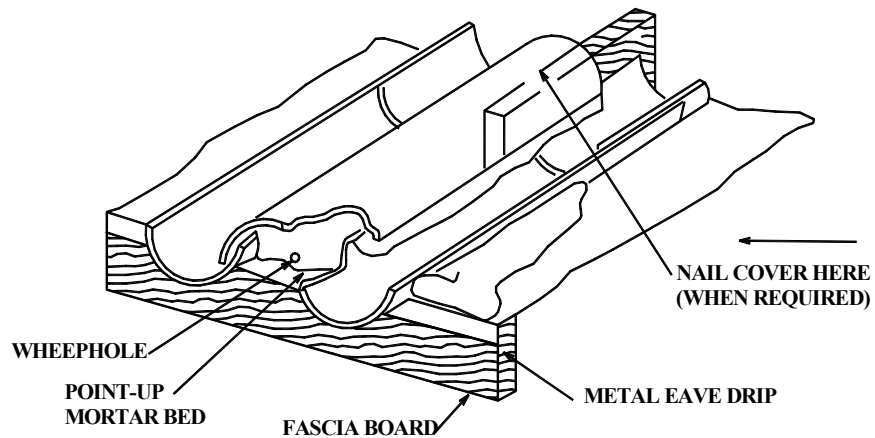
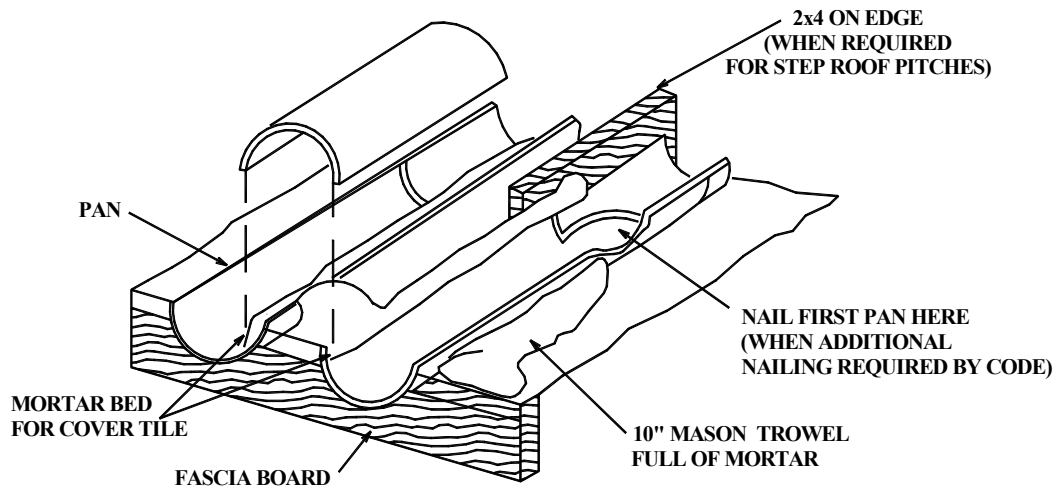
## **BUILDING PERMIT REQUIREMENTS:**

Any documents required by the Building Official or applicable building code in order to properly evaluate the installation of this system.

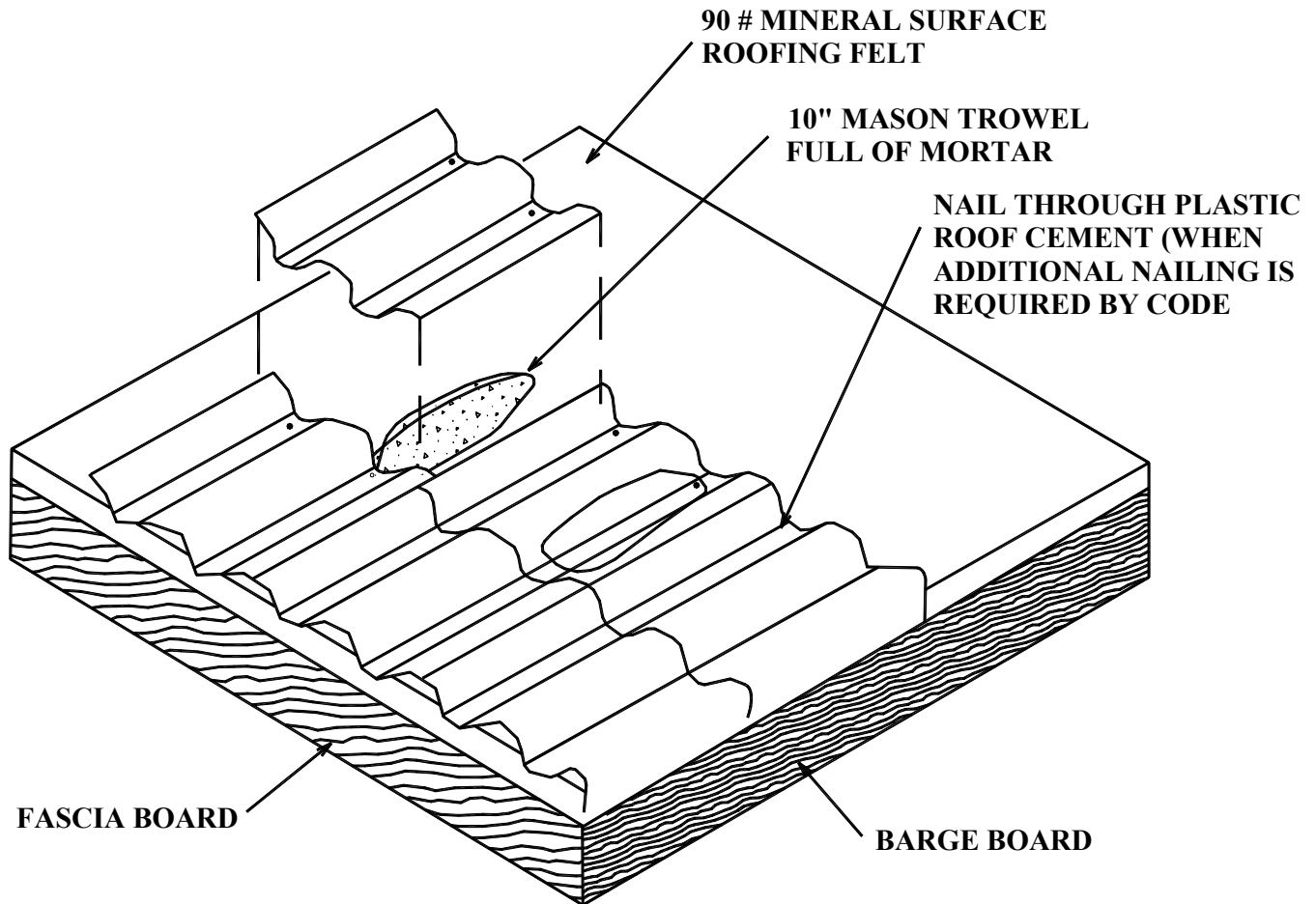


## PLACEMENT DETAIL "A"

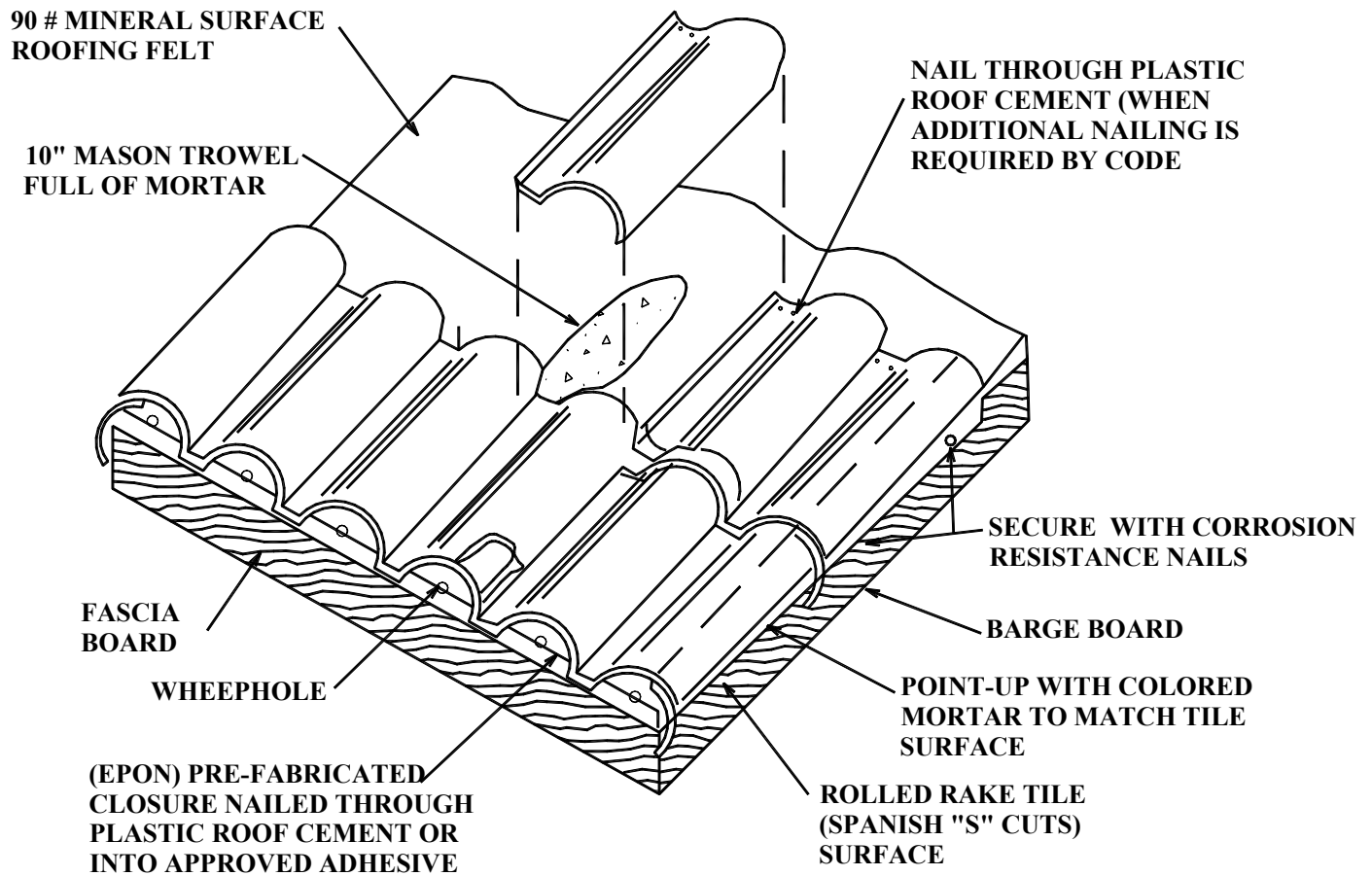
### TILE & MORTAR PLACEMENT - BARREL TILE - 2 PC.



## **PLACEMENT DETAIL "B"**

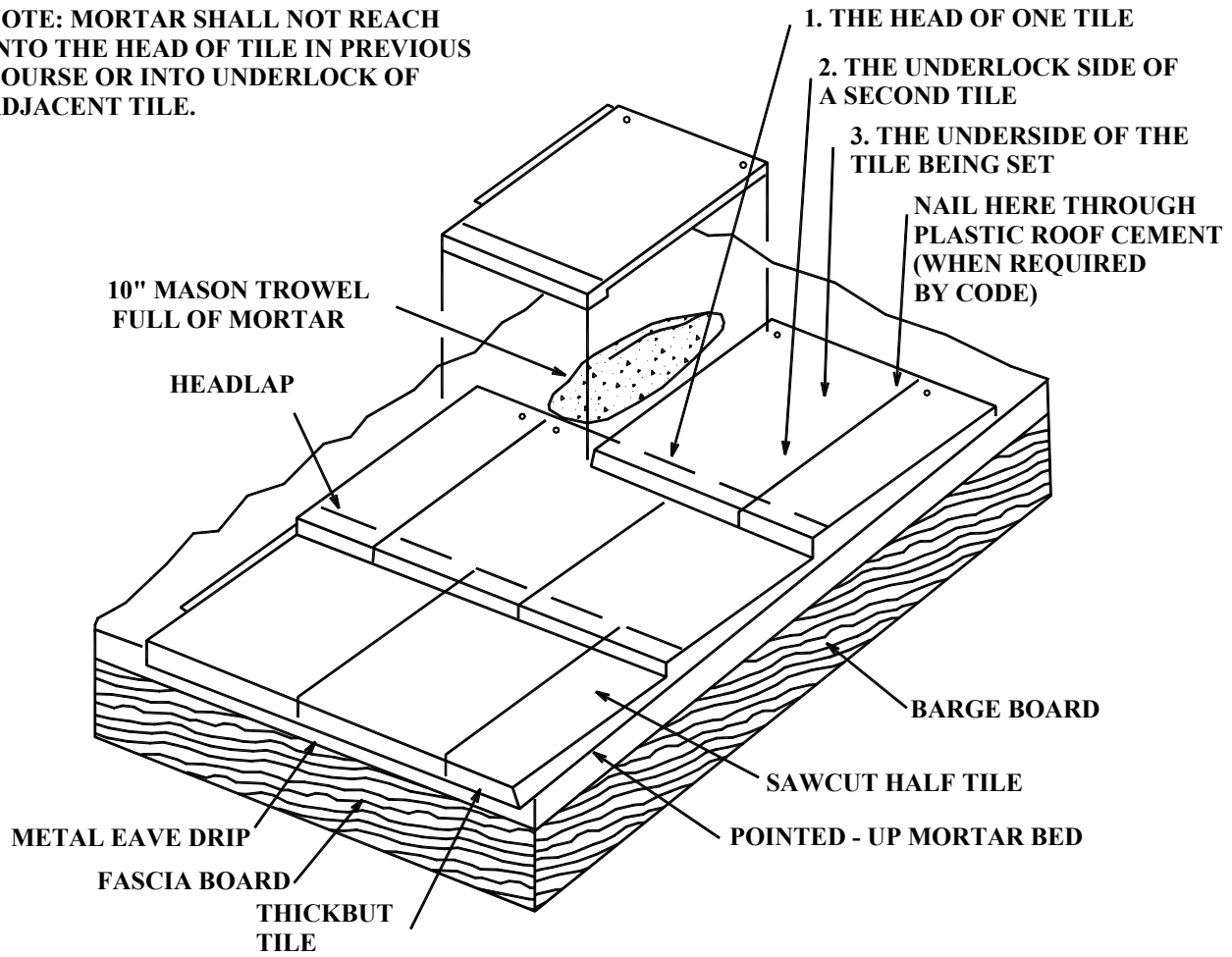


## PLACEMENT DETAIL "C"



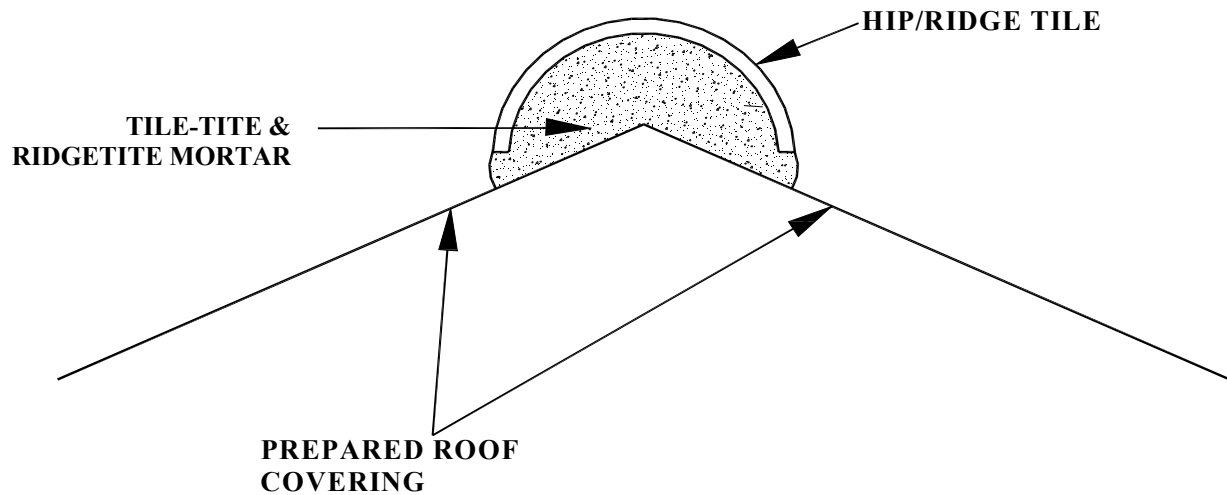
## PLACEMENT DETAIL "D"

NOTE: MORTAR SHALL NOT REACH INTO THE HEAD OF TILE IN PREVIOUS COURSE OR INTO UNDERLOCK OF ADJACENT TILE.



## **PLACEMENT DETAIL “E”**

### **HIP AND RIDGE TILES**



**END OF THIS ACCEPTANCE**