



DEPARTMENT OF REGULATORY AND ECONOMIC RESOURCES (RER)
BOARD AND CODE ADMINISTRATION DIVISION

MIAMI-DADE COUNTY
PRODUCT CONTROL SECTION

11805 SW 26 Street, Room 208
Miami, Florida 33175-2474
T (786) 315-2590 F (786) 315-2599

www.miamidade.gov/economy

NOTICE OF ACCEPTANCE (NOA)

IAM Design
2955 N.W. 75th Street
Miami, Florida 33147

SCOPE:

This NOA is being issued under the applicable rules and regulations governing the use of construction materials. The documentation submitted has been reviewed and accepted by Miami-Dade County RER-Product Control Section to be used in Miami Dade County and other areas where allowed by the Authority Having Jurisdiction (AHJ).

This NOA shall not be valid after the expiration date stated below. The Miami-Dade County Product Control Section (In Miami Dade County) and/or the AHJ (in areas other than Miami Dade County) reserve the right to have this product or material tested for quality assurance purposes. If this product or material fails to perform in the accepted manner, the manufacturer will incur the expense of such testing and the AHJ may immediately revoke, modify, or suspend the use of such product or material within their jurisdiction. RER reserves the right to revoke this acceptance if it is determined by Miami-Dade County Product Control Section that this product or material fails to meet the requirements of the applicable building code.

This product is approved as described herein and has been designed to comply with the High Velocity Hurricane Zone of the Florida Building Code.

DESCRIPTION: IAM Design Postless Glass Railing System

APPROVAL DOCUMENT: Drawing No. IAM001, titled "IAM Design Glass Railing System", sheets 1 through 3 of 3, prepared by Building Drops, Inc., dated February 13, 2023, signed and sealed by Hermes F. Norero, P.E., on March 28, 2023, bearing the Miami-Dade County Product Control Approval stamp with the Notice of Acceptance number and the approval date by the Miami-Dade County Product Control Section.

MISSILE IMPACT RATING: Large and Small Missile Impact Resistant

LABELING: Each unit shall bear a permanent label with the manufacturer's name or logo, city, state and the following statement: "Miami-Dade County Product Control Approved", unless otherwise noted herein.

RENEWAL of this NOA shall be considered after a renewal application has been filed and there has been no change in the applicable building code negatively affecting the performance of this product.

TERMINATION of this NOA will occur after the expiration date or if there has been a revision or change in the materials, use, and/or manufacture of the product or process. Misuse of this NOA as an endorsement of any product, for sales, advertising or any other purposes shall automatically terminate this NOA. Failure to comply with any section of this NOA shall be cause for termination and removal of NOA.

ADVERTISEMENT: The NOA number preceded by the words Miami-Dade County, Florida, and followed by the expiration date may be displayed in advertising literature. If any portion of the NOA is displayed, then it shall be done in its entirety.

INSPECTION: A copy of this entire NOA shall be provided to the user by the manufacturer or its distributors and shall be available for inspection at the job site at the request of the Building Official. The structural adequacy of the supporting structures is not part of this approval & shall be reviewed by the corresponding Building Dept.

This NOA consists of this page 1, evidence submitted page E-1 as well as approval document mentioned above.

The submitted documentation was reviewed by **Helmy A. Makar, P.E., M.S.**



Helmy A. Makar
06/15/2023

NOA No. 23-0330.03
Expiration Date: 06/15/2028
Approval Date: 06/15/2023

IAM Design

NOTICE OF ACCEPTANCE: EVIDENCE SUBMITTED

A. DRAWINGS

1. *Drawing No. IAM001, titled "IAM Design Glass Railing System", sheets 1 through 3 of 3, prepared by Building Drops, Inc., dated February 13, 2023, signed and sealed by Hermes F. Norero, P.E., on March 28, 2023.*

B. TESTS

1. *Test Report No. BT-AFM-22-001, by Blackwater Testing, Inc., dated January 19, 2023, signed and sealed by Michael D. Caldwell, P.E., testing IAM Postless Glass Railing System for concentrated and distributed loads per FBC 1618.4.6, Impacts per ANSI Z97.1, Static Wind Load per TAS 202-94 and Large Missile Impact per TAS 201-94.*

C. CALCULATIONS

1. *Calculation titled "IAM Design Glass Railing System", 22 pages, prepared by Building Drops, Inc., dated February 13, 2023, signed and sealed by Hermes F. Norero, P.E., on March 28, 2023.*

D. QUALITY ASSURANCE

1. *By Miami-Dade County Department of Regulatory and Economic Resources.*

E. MATERIAL CERTIFICATIONS

1. *None.*

F. STATEMENTS

1. *Florida Building Code, 2020 Edition Compliance Letter prepared by Building Drops, Inc., dated March 23, 2023, signed and sealed by Hermes F. Norero, P.E., on March 28, 2023.*



Helmy A. Makar, P.E., M.S.
Product Control Section Supervisor


NOA No. 23-0330.03

Expiration Date: 06/15/2028

Approval Date: 06/15/2023

IAM DESIGN

IAM DESIGN GLASS RAILING SYSTEM



2955 NW 75TH STREET
MIAMI, FL 33147
PH: (305) 836-9232 FX: (305) 836-4113

TITLE:
IAM DESIGN GLASS RAILING SYSTEM
GENERAL NOTES, ELEVATION, DESIGN
PRESSURE TABLE, & GLAZING DETAILS


PREPARED BY:
BUILDING DROPS, INC.
398 E. DANIA BEACH BLVD., STE. 338
DANIA BEACH, FL 33004
PH: (954) 398-8478
FAX: (954) 744-6738
WEB: www.buildingdrops.com



REMARKS	BY	DATE

THE INSTALLATION DETAILS DESCRIBED HEREIN ARE GENERIC AND MAY NOT REFLECT ACTUAL CONDITIONS FOR A SPECIFIC SITE. IF SITE CONDITIONS CAUSE INSTALLATION TO DEVIATE FROM THE REQUIREMENTS DETAILED HEREIN, A LICENSED ENGINEER OR ARCHITECT SHALL PREPARE SITE SPECIFIC DOCUMENTS FOR USE WITH THIS DOCUMENT.

Digitally signed by Hermes F. Norero, P.E.
Reason: I am approving this document
Date: 2023.03.23 09:46:03 -0400



HERMES F. NORERO, P.E.
FLORIDA P.E. No. 73778
BUILDING DROPS, INC.
398 E. DANIA BEACH BLVD. # 338
DANIA BEACH, FL 33004
FBPE CERT. OF AUTHORIZATION No. 29578

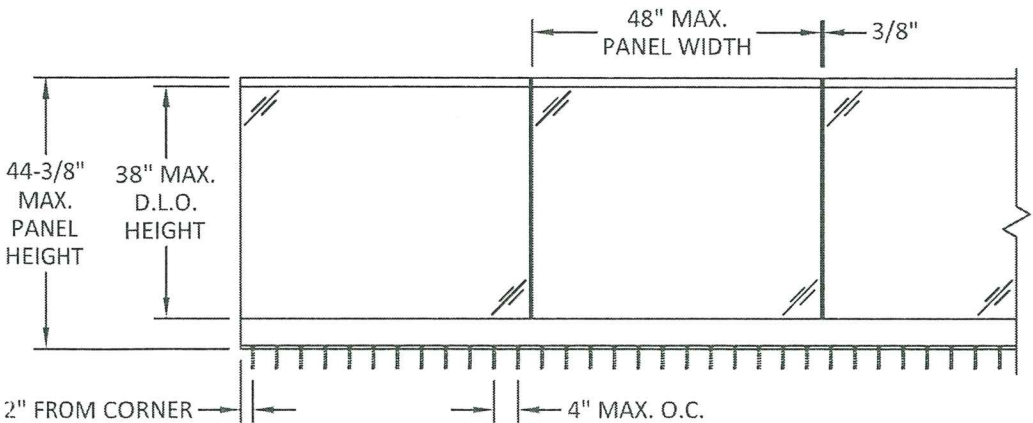
DATE:	02.13.23
DWG. BY:	MS
CHK. BY:	HFN
SCALE:	NTS
DWG. #:	IAM001
SHEET:	1

GENERAL NOTES:

1. THE PRODUCT SHOWN HEREIN IS DESIGNED AND MANUFACTURED TO COMPLY WITH THE 7TH EDITION (2020) OF FLORIDA BUILDING CODE (FBC) **INCLUDING** HVHZ. ALL PRODUCTS UNDER THE SCOPE OF THIS DOCUMENT HAVE BEEN EVALUATED ACCORDING TO THE FOLLOWING:
 - ANSI Z97.1
 - CONCENTRATED AND DISTRIBUTED LOAD PER FBC SECTION 1618.4.6
 - TAS 201-94
 - TAS 202-94
2. ADEQUACY OF THE EXISTING STRUCTURAL CONCRETE/MASONRY, 2X AND METAL STUD FRAMING AS A MAIN WIND FORCE RESISTING SYSTEM CAPABLE OF WITHSTANDING AND TRANSFERRING APPLIED PRODUCT LOADS TO THE FOUNDATION IS THE RESPONSIBILITY OF THE ENGINEER OR ARCHITECT OF RECORD FOR THE PROJECT OF INSTALLATION.
3. 1X AND 2X BUCKS (WHEN USED) SHALL BE DESIGNED AND ANCHORED TO PROPERLY TRANSFER ALL LOADS TO THE STRUCTURE. BUCK DESIGN AND INSTALLATION IS THE RESPONSIBILITY OF THE ENGINEER OR ARCHITECT OF RECORD FOR THE PROJECT OF INSTALLATION.
4. THE INSTALLATION DETAILS DESCRIBED HEREIN ARE GENERIC AND MAY NOT REFLECT ACTUAL CONDITIONS FOR A SPECIFIC SITE. IF SITE CONDITIONS CAUSE INSTALLATION TO DEVIATE FROM THE REQUIREMENTS DETAILED HEREIN, A LICENSED ENGINEER OR ARCHITECT SHALL PREPARE SITE SPECIFIC DOCUMENTS FOR USE WITH THIS DOCUMENT.
5. APPROVED IMPACT PROTECTIVE SYSTEM **IS NOT REQUIRED** TO PROTECT THIS PRODUCT IN AREAS REQUIRING IMPACT RESISTANCE.
6. RAILING MATERIAL: 304 STAINLESS STEEL, ALUMINUM 6063-T6
7. GLASS MEETS THE REQUIREMENTS OF ASTM E 1300 GLASS CHARTS. SEE SHEET 1 FOR GLAZING DETAIL.

INSTALLATION NOTES:

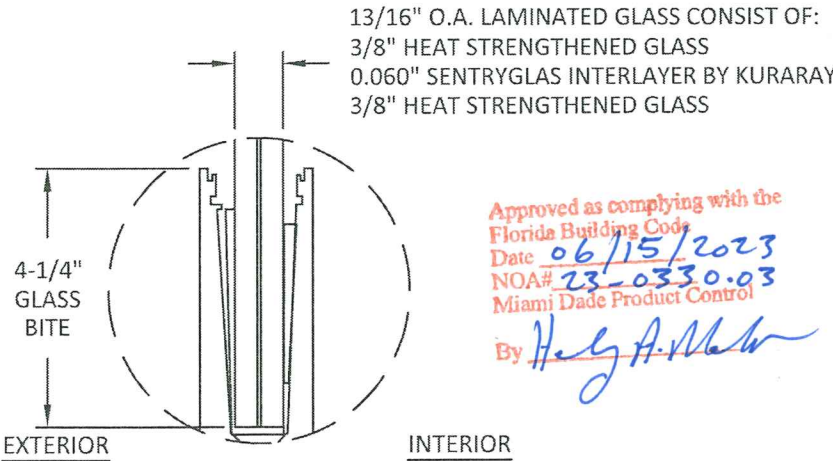
1. ONE (1) INSTALLATION ANCHOR IS REQUIRED AT EACH ANCHOR LOCATION.
2. THE NUMBER OF INSTALLATION ANCHORS DEPICTED IS THE MINIMUM NUMBER OF ANCHORS TO BE USED FOR PRODUCT INSTALLATION OF THE MAXIMUM SIZE LISTED.
3. INSTALL INDIVIDUAL INSTALLATION ANCHORS WITHIN A TOLERANCE OF $\pm 1/4$ INCH THE DEPICTED LOCATION & SPACING IN THE ANCHOR LAYOUT DETAILS (I.E., WITHOUT CONSIDERATION OF TOLERANCES). TOLERANCES ARE NOT CUMULATIVE FROM ONE INSTALLATION ANCHOR TO THE NEXT.
4. SHIM AS REQUIRED AT EACH INSTALLATION ANCHOR WITH LOAD BEARING SHIM(S). MAXIMUM ALLOWABLE SHIM STACK TO BE 1/4 INCH. SHIM WHERE SPACE OF 1/16 INCH OR GREATER OCCURS. SHIM(S) SHALL BE CONSTRUCTED OF HIGH DENSITY PLASTIC OR BETTER.
5. MINIMUM EMBEDMENT AND EDGE DISTANCE EXCLUDE WALL FINISHES, INCLUDING BUT NOT LIMITED TO STUCCO, FOAM, BRICK VENEER, AND SIDING.
6. INSTALLATION ANCHORS AND ASSOCIATED HARDWARE MUST BE MADE OF CORROSION RESISTANT MATERIAL OR HAVE A CORROSION RESISTANT COATING.
7. FOR HOLLOW BLOCK AND GROUT FILLED BLOCK, DO NOT INSTALL INSTALLATION ANCHORS INTO MORTAR JOINTS. EDGE DISTANCE IS MEASURED FROM FREE EDGE OF BLOCK OR EDGE OF MORTAR JOINT INTO FACE SHELL OF BLOCK.
8. INSTALLATION ANCHORS SHALL BE INSTALLED IN ACCORDANCE WITH ANCHOR MANUFACTURER'S INSTALLATION INSTRUCTIONS, AND ANCHORS SHALL NOT BE USED IN SUBSTRATES WITH STRENGTHS LESS THAN THE MINIMUM STRENGTH SPECIFIED BY THE ANCHOR MANUFACTURER.



ELEVATION

TABLE OF CONTENTS	
SHEET	SHEET DESCRIPTION
1	GENERAL NOTES, ELEVATION, DESIGN PRESSURE TABLE, AND GLAZING DETAILS
2	ANCHOR DETAIL
3	BILL OF MATERIALS AND COMPONENTS

PANEL SIZE		ANCHOR TYPE	DESIGN PRESSURE	MISSILE IMPACT RATING
WIDTH	HEIGHT			
48"	44-3/8"	3/8" HILTI KWIK HUS-EZ-C @6000 PSI CONCRETE	+65/-65 PSF	LARGE & SMALL MISSILE IMPACT
		DEWALT SCREW-BOLT+ (FLAT HEAD) @7000 PSI CONCRETE		



Approved as complying with the
Florida Building Code
Date: 06/15/2023
NOA# 23-0330.03
Miami Dade Product Control
By: H. A. Norero

GLAZING DETAIL

3/23/2023 8:41 AM

s:\projects\terferro miami\md-22-02701-1 - md submittal - glass balustrade railing system\dwgs\iam001.dwg

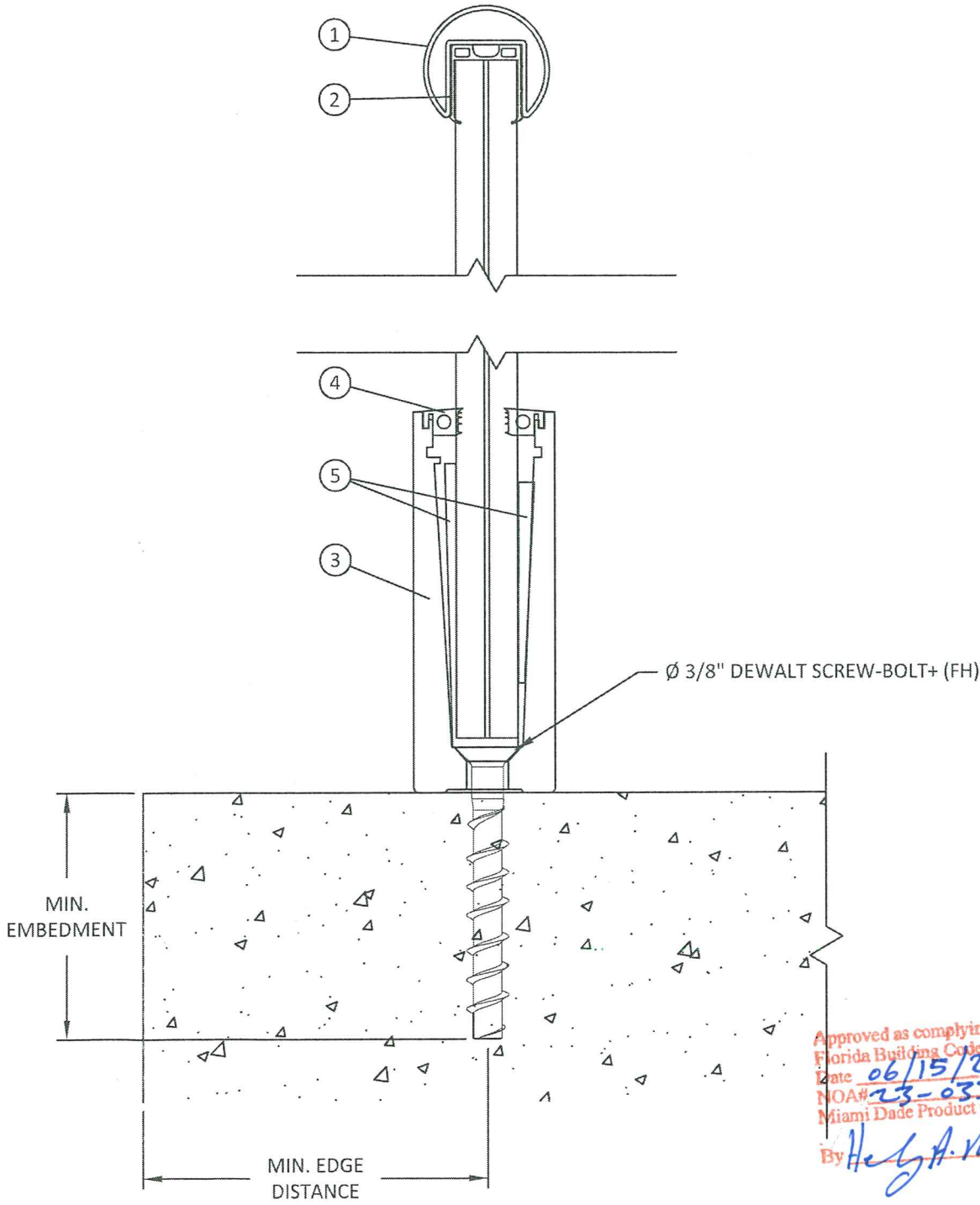
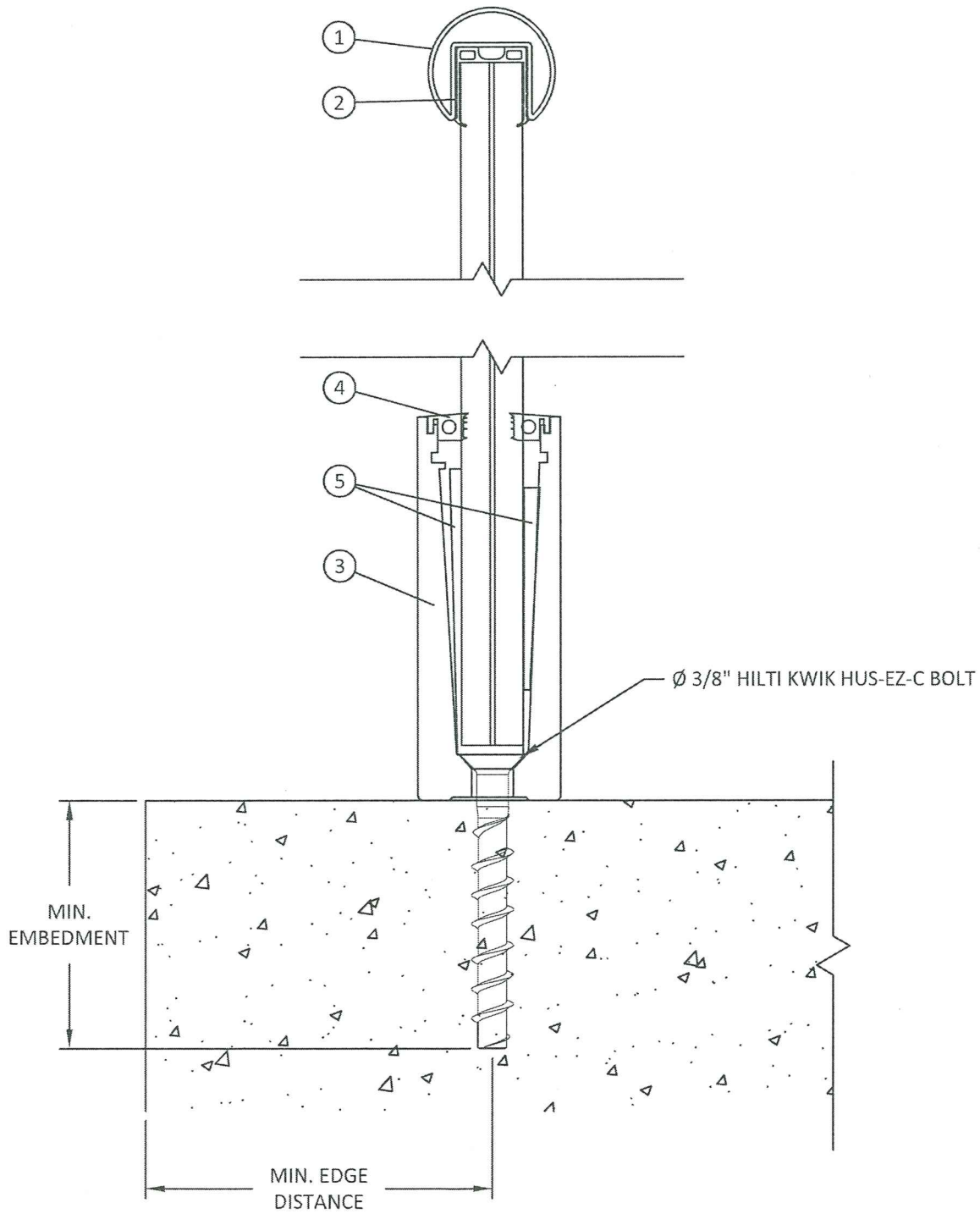
IAM DESIGN GLASS RAILING, TOP OF SLAB - LARGE & SMALL MISSILE IMPACT GLASS - 13/16" HEAT STRENGTHENED LAMINATED GLASS WITH 0.060" SGP

ANCHOR OPTION #1:

- Ø 3/8" HILTI KWIK HUS-EZ-C BOLT
- CONCRETE MIN. 6000 COMPRESSIVE STRENGTH
- 3-3/4" MIN. EDGE DISTANCE
- 3-1/4" MIN. EMBEDMENT
- 2" MAX. FROM CORNER, 4" MAX. O.C.

ANCHOR OPTION #2:

- DEWALT SCREW-BOLT+ (FLAT HEAD)
- CONCRETE MIN. 7000 COMPRESSIVE STRENGTH
- 8" MIN. EDGE DISTANCE
- 3-1/4" MIN. EMBEDMENT
- 2" MAX. FROM CORNER, 4" MAX. O.C.



Approved as complying with the
Florida Building Code
Date 06/15/2023
NOA# 23-0330.03
Miami Dade Product Control
By Hedy A. Mohr



2955 NW 75TH STREET
MIAMI, FL 33147
PH: (305) 836-9232 FX: (305) 836-4113

TITLE:
IAM DESIGN GLASS RAILING SYSTEM

ANCHOR DETAILS


PREPARED BY:

BUILDING DROPS, INC.
398 E. DANIA BEACH BLVD., STE. 338
DANIA BEACH, FL 33004
PH: (954) 399-8478
FAX: (954) 744-4738
WEB: www.buildingdrops.com



REMARKS	BY	DATE

THE INSTALLATION DETAILS DESCRIBED HEREIN ARE GENERIC AND MAY NOT REFLECT ACTUAL CONDITIONS FOR A SPECIFIC SITE. IF SITE CONDITIONS CAUSE INSTALLATION TO DEVIATE FROM THE REQUIREMENTS DETAILED HEREIN, A LICENSED ENGINEER OR ARCHITECT SHALL PREPARE SITE SPECIFIC DOCUMENTS FOR USE WITH THIS DOCUMENT.



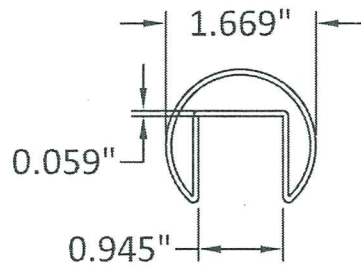
HERMES F. NORERO, P.E.
FLORIDA P.E. No. 73778
BUILDING DROPS, INC.
398 E. DANIA BEACH BLVD. # 338
DANIA BEACH, FL 33004
FBPE CERT. OF AUTHORIZATION No. 29578

DATE:	02.13.23
DWG. BY:	MS
CHK. BY:	HFN
SCALE:	NTS
DWG. #:	IAM001
SHEET:	2

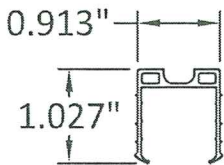
BILL OF MATERIALS				
ITEM #	PROFILE	DESCRIPTION	MATERIAL	MANUFACTURER
1	E1000424	HAND RAIL	304 STAINLESS STEEL	IND.I.A
2	E1999370	HAND RAIL GASKET	RUBBER (EPDM)	IND.I.A
3	E1800135	BASE SHOE	ALUMINUM 6063-T6	IND.I.A
4	E1806620	GLAZING GASKET	RUBBER (EPDM)	IND.I.A
5	E1806600	J WEDGE SYSTEM	PLASTIC	IND.I.A

PLASTIC PROPERTIES
COMPOSITION: POLYAMIDE (PA6) 70%
GLASS FIBER 30%
MELTING POINT: 220 °C (428 °F)

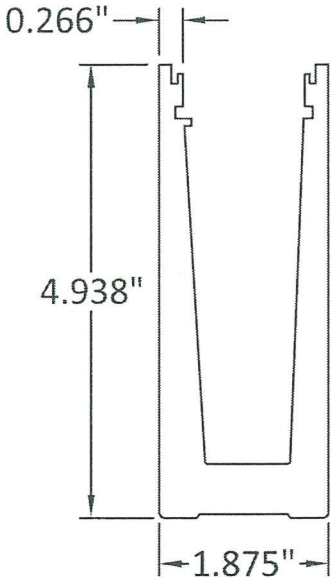
EPDM PROPERTIES
TENSILE STRENGTH: 7 MPa (1.015 ksi)
TEAR RESISTANCE: 18 N/mm (102.782 lb/in)
AVG. HARDNESS: 70 +/- 5 (SHORE A)
PERCENT ELONGATION: 270 %
MIN. SVC. TEMPERATURE: -30 °C (-22 °F)
MAX. SVC. TEMPERATURE: 120 °C (248 °F)



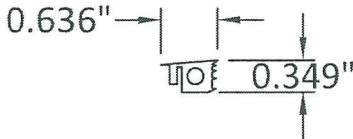
① HAND RAIL



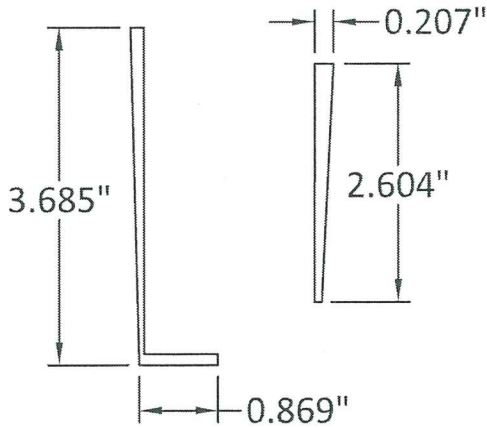
② HAND RAIL GASKET



③ BASE SHOE




④ GLAZING GASKET



⑤ J WEDGE SYSTEM

Approved as complying with the
Florida Building Code
Date 06/15/2023
NOA# 23-0330.03
Miami Dade Product Control
By *Helga A. Miller*



2955 NW 75TH STREET
MIAMI, FL 33147
PH: (305) 836-9232 FX: (305) 836-4113

TITLE:
IAM DESIGN GLASS RAILING SYSTEM
BILL OF MATERIALS & COMPONENTS


PREPARED BY:

BUILDING DROPS

BUILDING DROPS, INC.
398 E. DANIA BEACH BLVD., STE. 338
DANIA BEACH, FL 33004
PH: (954) 395-8478
FAX: (954) 744-6738
WEB: www.buildingdrops.com

REMARKS	BY	DATE

THE INSTALLATION DETAILS DESCRIBED HEREIN ARE GENERIC AND MAY NOT REFLECT ACTUAL CONDITIONS FOR A SPECIFIC SITE. IF SITE CONDITIONS CAUSE INSTALLATION TO DEVIATE FROM THE REQUIREMENTS DETAILED HEREIN, A LICENSED ENGINEER OR ARCHITECT SHALL PREPARE SITE SPECIFIC DOCUMENTS FOR USE WITH THIS DOCUMENT.



HERMES F. NORERO, P.E.
FLORIDA P.E. No. 73778
BUILDING DROPS, INC.
398 E. DANIA BEACH BLVD. # 338
DANIA BEACH, FL 33004
FBPE CERT. OF AUTHORIZATION No. 29578

DATE:	02.13.23	
DWG. BY:	MS	CHK. BY: HFN
SCALE:	NTS	
DWG. #:	IAM001	
SHEET:	3	