



DEPARTMENT OF REGULATORY AND ECONOMIC RESOURCES (RER)
BOARD AND CODE ADMINISTRATION DIVISION
NOTICE OF ACCEPTANCE (NOA)

MIAMI-DADE COUNTY
PRODUCT CONTROL SECTION
11805 SW 26 Street, Room 208
Miami, Florida 33175-2474
T (786) 315-2590 F (786) 315-2599
www.miamidade.gov/building

JMB Industries, LLC
6340 Baker Blvd.
Fort Worth, TX 76118

SCOPE:

This NOA is being issued under the applicable rules and regulations governing the use of construction materials. The documentation submitted has been reviewed and accepted by Miami-Dade County RER-Product Control Section to be used in Miami Dade County and other areas where allowed by the Authority Having Jurisdiction (AHJ).

This NOA shall not be valid after the expiration date stated below. The Miami-Dade County Product Control Section (In Miami Dade County) and/or the AHJ (in areas other than Miami Dade County) reserve the right to have this product or material tested for quality assurance purposes. If this product or material fails to perform in the accepted manner, the manufacturer will incur the expense of such testing and the AHJ may immediately revoke, modify, or suspend the use of such product or material within their jurisdiction. RER reserves the right to revoke this acceptance if it is determined by Miami-Dade County Product Control Section that this product or material fails to meet the requirements of the applicable building code.

This product is approved as described herein and has been designed to comply with the Florida Building Code, including the High Velocity Hurricane Zone.

DESCRIPTION: Pipe Prop Adjustable PVC Pipe Stand

APPROVAL DOCUMENT: Drawing No. **PP1**, titled "Pipe Prop", sheets 1 through 3 of 3, dated 06/18/12, with revision #1 dated 12/08/15, prepared by Roof Engineering Calculation Service, Inc., signed and sealed by Donald J. Flood, P.E., bearing the Miami-Dade County Product Control Renewal stamp with the Notice of Acceptance number and expiration date by the Miami-Dade County Product Control Section.

MISSILE IMPACT RATING: None

LABELING: Each board shall bear a permanent label with the manufacturer's name or logo, city, state and following statement: "Miami-Dade County Product Control Approved", unless otherwise noted.

RENEWAL of this NOA shall be considered after a renewal application has been filed and there has been no change in the applicable building code negatively affecting the performance of this product.

TERMINATION of this NOA will occur after the expiration date or if there has been a revision or change in the materials, use, and/or manufacture of the product or process. Misuse of this NOA as an endorsement of any product, for sales, advertising or any other purposes shall automatically terminate this NOA. Failure to comply with any section of this NOA shall be cause for termination and removal of NOA.


ADVERTISEMENT: The NOA number preceded by the words Miami-Dade County, Florida, and followed by the expiration date may be displayed in advertising literature. If any portion of the NOA is displayed, then it shall be done in its entirety.

INSPECTION: A copy of this entire NOA shall be provided to the user by the manufacturer or its distributors and shall be available for inspection at the job site at the request of the Building Official.

This NOA **renews NOA No. 22-0721.03** and consists of this page 1 and evidence pages E-1, E-2 and E-3, as well as approval document mentioned above.

The submitted documentation was reviewed by **Manuel Perez, P.E.**




5/26/23

NOA No. 23-0504.02
Expiration Date: August 23, 2028
Approval Date: June 01, 2023
Page 1

JMB Industries, LLC.

NOTICE OF ACCEPTANCE: EVIDENCE SUBMITTED

1. EVIDENCE SUBMITTED UNDER PREVIOUS NOA's

A. DRAWINGS

1. Drawing No. **PP1**, titled "Pipe Prop", sheet 1 through 3 of 3, dated 06/18/12, with revision #1 dated 12/08/15, prepared by manufacturer, signed and sealed by Donald J. Flood, P.E.
(Submitted under NOA No. 20-1007.04)

B. TESTS

| | <u>Test Report No.</u> | <u>Standard</u> | <u>Date</u> | <u>Signature</u> |
|----|------------------------|---------------------------------------|-------------|-----------------------|
| 1. | ACRC 11-045 | TAS 114-95, App D | 08/04/11 | Donald J. Flood, P.E. |
| 2. | ACRC 11-012 | TAS 114-95, App D | 10/08/10 | Donald J. Flood, P.E. |
| 3. | ACRC 11-011 | TAS 114-95, App D | 09/22/10 | Donald J. Flood, P.E. |
| 4. | ACRC 11-010 | TAS 114-95, App D | 09/22/10 | Donald J. Flood, P.E. |
| 5. | ACRC 11-045 | TAS 114-95, App D | 08/04/11 | Donald J. Flood, P.E. |
| 6. | JMB-001-02-02 | ASTM D635 ASTM D1929 ASTM D2843 | 02/02/11 | Duc T. Nguyen, P.E. |
| 7. | JMB-001-02-03 | ASTM G26 ASTM G155 ASTM D638 | 09/01/11 | Duc T. Nguyen, P.E. |
| 8. | JMB-001-02-04 | ASTM G154 ASTM D638 | 06/06/11 | Duc T. Nguyen, P.E. |

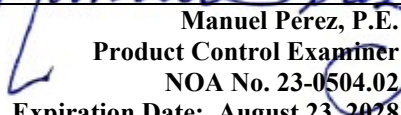
(Submitted under NOA No. 11-1019.05)

C. CALCULATIONS

1. Wind pressures and forces, issued by Atlantic & Caribbean Roof Consulting, LLC, dated 01/31/12, signed and sealed Donald J. Flood, P.E.
(Submitted under NOA No. 11-1019.05)
2. Wind pressures and forces, issued by Atlantic & Caribbean Roof Consulting, LLC, dated 10/05/11, signed and sealed Scott Wolters, P.E.
(Submitted under NOA No. 11-1019.05)

D. QUALITY ASSURANCE

1. Miami-Dade Department of Regulatory and Economic Resources (RER)


Manuel Pérez, P.E.
Product Control Examiner
NOA No. 23-0504.02
Expiration Date: August 23, 2028
Approval Date: June 01, 2023

JMB Industries, LLC.

NOTICE OF ACCEPTANCE: EVIDENCE SUBMITTED

1. EVIDENCE SUBMITTED UNDER PREVIOUS NOA's (CONTINUED)

E. MATERIAL CERTIFICATIONS


1. GAF Corporation: EverGuard TPO Single-Ply Roofing Membrane (45mil).
2. Johns Manville Corporation: JM TPO Single-Ply Roofing Membrane (45mil).
3. Carlisle Syntec Corporation: Sure-Weld Reinforced TPO Membrane (45mil).
4. C.M.I. Industries, Inc.: CIM 800 High Performance Coating.
5. TopCoat Matrix: MajorSeal Liquid Flashing.

F. STATEMENTS

1. Testing contract letter, dated 08/24/22, issued by Atlantic & Caribbean Roof Consulting, LLC, signed by David Rodas.
(Submitted under NOA No. 22-0721.03)
2. Statement letter of code conformance to the **FBC 6th Edition (2017)** and **FBC 7th Edition (2020)**, dated 11/30/20, issued by Roofing Engineering Calculation Service, Inc., signed and sealed by Donald J. Flood, P.E.
(Submitted under NOA No. 20-1007.04)
3. Statement letter of no financial interest, dated 12/08/15, issued by Roofing Engineering Calculation Service, Inc., signed and sealed by Donald J. Flood, P.E.
(Submitted under NOA No. 15-1215.11)

G. OTHERS

1. Notice of Acceptance No. **20-1007.04**, issued to JMB Industries, LLC for their Pipe Prop adjustable PVC Pipe Stand, approved on 12/30/20 and expiring on 08/23/22.


Manuel Pérez, P.E.
Product Control Examiner
NOA No. 23-0504.02
Expiration Date: August 23, 2028
Approval Date: June 01, 2023

JMB Industries, LLC.

NOTICE OF ACCEPTANCE: EVIDENCE SUBMITTED

2. NEW EVIDENCE SUBMITTED

A. DRAWINGS

1. None.

B. TESTS

- | | <u>Test Report No.</u> | <u>Standard</u> | <u>Date</u> | <u>Signature</u> |
|----|------------------------|-------------------|-------------|------------------------|
| 1. | ACRC 22-014 | TAS 114-11, App D | 10/26/22 | Richard Espinosa, P.E. |

C. CALCULATIONS

1. None.

D. QUALITY ASSURANCE

1. Miami-Dade Department of Regulatory and Economic Resources (RER).

E. MATERIAL CERTIFICATIONS


1. None.

F. STATEMENTS

1. Statement letter requesting this product to be renewed and certifying that it has not changed, dated 06/16/22, issued by Insulfoam, signed by Jamie Moore, Technical Engineer.
2. Laboratory compliance letter for Test Report No. **ACRC 22-014**, issued by Atlantic & Caribbean Roof Consulting, LLC, dated October 26, 2022, signed and sealed by Richard Espinosa, P.E.

G. OTHERS

1. Notice of Acceptance No. **22-0721.03**, issued to JMB Industries, LLC for their Pipe Prop adjustable PVC Pipe Stand, approved on 08/08/22 and expiring on 08/23/23.


Manuel Pérez, P.E.
Product Control Examiner
NOA No. 23-0504.02
Expiration Date: August 23, 2028
Approval Date: June 01, 2023

EXPOSURES C LOADS

| ROOF SYSTEM TYPE | FASTENING METHOD | PIPE STAND MAX SPACING (ft) | PIPE SADDLE TYPE | ALLOWABLE LATERAL FORCE (lb) | ALLOWABLE UPLIFT FORCE (lb) | ALLOWABLE BUILDING MOMENT (lb) |
|----------------------|--|-----------------------------|------------------|------------------------------|-----------------------------|--------------------------------|
| TPO | OLYMPIC #14 SCREWS INTO A STEEL DECK | 4 | APS-1 AND APS-2 | 202 | -727.5 | 75.9 |
| TPO | ADCO MILLENNIUM LPS OVER STEEL DECK | 4 | APS-1 AND APS-2 | 142 | -502.5 | 53.4 |
| GRANULATED CAP SHEET | ADCO MILLENNIUM LPS OVER CONCRETE DECK | 4 | APS-1 | 77 | -375 | 28.9 |

EXPOSURES C NOTES:

- PIPE PROP STANDS WILL WITHSTAND UPLIFT AND LATERAL WIND FORCES FOR BUILDINGS WITHIN THE HVHZ TO A HEIGHT OF 40 FT. WHEN MECHANICALLY FASTENED THROUGH A TPO SYSTEM INTO AN 18-22 GAUGE STEEL DECK WITH (4) #14 SCREWS. THE PIPE STANDS CAN BE INSTALLED WITH HEIGHTS RANGING FROM 8 3/4" TO 15".
- PIPE PROP STANDS WILL WITHSTAND UPLIFT AND LATERAL WIND FORCES FOR BUILDINGS WITHIN THE HVHZ TO A HEIGHT OF 40 FT. WHEN ADHERED ONTO A TPO MEMBRANE OVER POLYISOCYANURATE INSULATION ON A STEEL DECK USING ADCO MILLENNIUM LPS ADHESIVE. THE PIPE STANDS CAN BE INSTALLED WITH HEIGHTS RANGING FROM 8 3/4" TO 15".
- PIPE PROP STANDS (TYPE APS-1 ONLY) WILL WITHSTAND UPLIFT AND LATERAL WIND FORCES FOR BUILDINGS WITHIN THE HVHZ TO A HEIGHT OF 15 FEET. WHEN ADHERED ONTO A GRANULATED CAP SHEET OVER A CONCRETE DECK USING ADCO MILLENNIUM LPS ADHESIVE. THE PIPE STANDS CAN BE INSTALLED WITH A HEIGHT LIMIT OF 8 3/4".

JMB INDUSTRIES LLC: "PIPE PROP"

ADJUSTABLE PVC PIPE STAND MECHANICALLY FASTENED OR ADHERED TO THE ROOF DECK.

GENERAL NOTES:

- THE SYSTEM IS DESIGNED TO COMPLY WITH THE REQUIREMENTS OF THE CURRENT ADDITION OF THE FLORIDA BUILDING CODE, INCLUDING THE PROVISIONS FOR HVHZ
- DESIGN LOADS MUST BE CALCULATED BY A PROFESSIONAL ENGINEER OR ARCHITECT FOR EACH PROJECT. THE PROJECT PRESSURE CANNOT EXCEED THE DESIGN PRESSURE LISTED ABOVE.
- ROOFING PRODUCTS BY OTHERS MUST BE ANCHORED PROPERLY TO TRANSFER IMPOSED LOADS TO THE STRUCTURE BEYOND.
- ANCHORS SHALL BE AS LISTED ON SHEET 3.
- MATERIALS INCLUDING BUT NOT LIMITED TO STEEL/METAL SCREWS THAT COME INTO CONTACT WITH OTHER DISSIMILAR MATERIALS SHALL MEET THE REQUIREMENTS OF THE 2020 FLORIDA BUILDING CODE, SECTION 2003.8.4.
- LIMITATION OF USE: THIS PIPE PROP STAND MAY BE USED FOR CONDENSATE LINES ONLY.

EXPOSURES D LOADS

| ROOF SYSTEM TYPE | FASTENING METHOD | PIPE STAND MAX SPACING (ft) | PIPE SADDLE TYPE | ALLOWABLE LATERAL FORCE (lb) | ALLOWABLE UPLIFT FORCE (lb) | ALLOWABLE BENDING MOMENT (lb) |
|------------------|-------------------------------------|-----------------------------|------------------|------------------------------|-----------------------------|-------------------------------|
| TPO | OLYMPIC #14 SCREWS ON DECK | 4 | APS-1 AND APS-2 | 202 | -727.5 | 75.9 |
| TPO | ADCO MILLENNIUM LPS OVER STEEL DECK | 4 | APS-1 | 142 | -502.5 | 53.4 |

EXPOSURES D NOTES:

- PIPE PROP STANDS WILL WITHSTAND UPLIFT AND LATERAL WIND FORCES FOR BUILDINGS WITHIN THE HVHZ TO A HEIGHT OF 40 FT. WHEN MECHANICALLY FASTENED THROUGH A TPO SYSTEM INTO A 18-22 GA STEEL DECK WITH (4) #14 SCREWS. THE PIPE PROP STANDS CAN BE INSTALLED WITH HEIGHTS RANGING FROM 8 3/4" TO 15".
- PIPE PROP STANDS WILL WITHSTAND UPLIFT AND LATERAL WIND FORCES FOR BUILDINGS WITHIN THE HVHZ TO A HEIGHT OF 40 FT. WHEN ADHERED ONTO A TPO MEMBRANE OVER POLYISOCYANURATE INSULATION ON A STEEL DECK USING ADCO MILLENNIUM LPS ADHESIVE. THE PIPE STAND CAN BE INSTALLED WITH HEIGHTS RANGING FROM 8 3/4" TO 15".

PRODUCT RENEWED
as complying with the Florida
Building Code
NOA-No. 22-0721.03


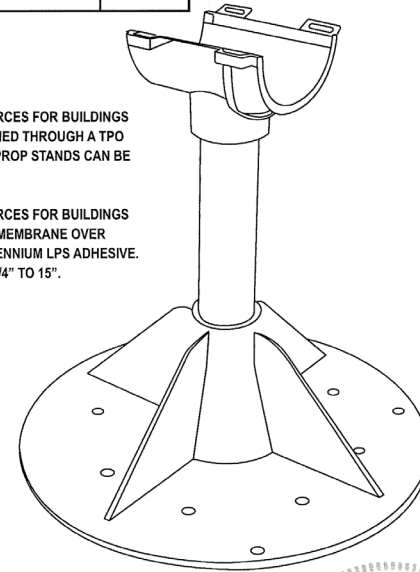
Expiration Date 08/23/2023

By *[Signature]*
Miami-Dade Product Control

PRODUCT REVISED
as complying with the Florida
Building Code
NOA-No. 20-1007.04

Expiration Date 08/23/2022

By *[Signature]*
Miami-Dade Product Control



PRODUCT RENEWED
as complying with the Florida
Building Code
NOA-No. 23-0504.02
Expiration Date: 08/23/2028
By: *[Signature]*
Miami-Dade Product Control

| NO. | REVISION DESCRIPTION | DATE |
|-----|----------------------|---------|
| 1 | 2014 UPDATE | 12/8/15 |

6340 BAKER BOULEVARD
FORT WORTH, TX 76118
Ph: (888) 590-0120
www.pipeprop.com

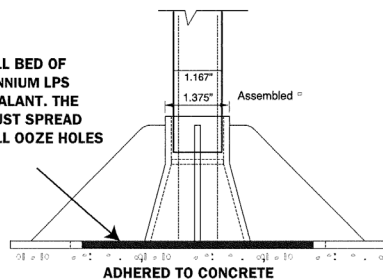
PIPE PROP®
The Professional's Choice

Donald J Flood, P.E.
1522 NW 113 Terrace
Pembroke Pines, Fl. 33026
don@re-csi.net

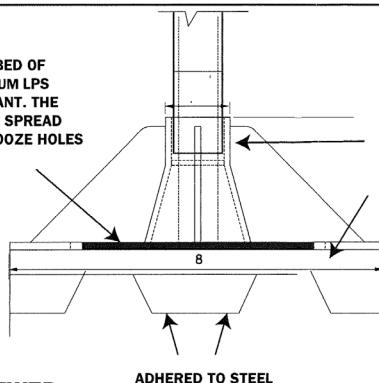
DRAWING NO.
PP1

SHEET NO.
1 OF 3

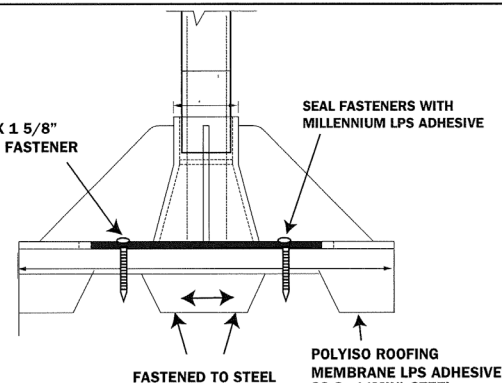
SET IN A FULL BED OF ADCO MILLENNIUM LPS ROOFING SEALANT. THE SEALANT MUST SPREAD THROUGH ALL OOZE HOLES



SET IN A FULL BED OF ADCO MILLENNIUM LPS ROOFING SEALANT. THE SEALANT MUST SPREAD THROUGH ALL OOZE HOLES



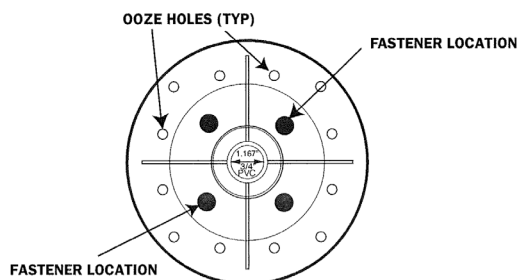
(4) #14 X 1 5/8\"



PRODUCT RENEWED
as complying with the Florida
Building Code
NOA-No. 23-0504.02
Expiration Date: 08/23/2028
By: Manuel Fern
Miami-Dade Product Control

ANCHOR OPTIONS:

1. ADHERED PIPE PROP STAND CAN ONLY BE USED ON A FULLY ADHERED ROOFING SYSTEM
2. MECHANICALLY ATTACHED PIPE PROP STANDS CAN BE INSTALLED ON MECHANICALLY ATTACHED AND FULLY ADHERED ROOFING SYSTEMS.



PRODUCT RENEWED
as complying with the Florida
Building Code
NOA-No. 22-0721.03
Expiration Date 08/23/2023
By: [Signature]
Miami-Dade Product Control

PRODUCT REVISED
as complying with the Florida
Building Code
NOA-No. 20-1007.04
Expiration Date 08/23/2022
By: [Signature]
Miami-Dade Product Control

INSTALLATION INSTRUCTIONS: ATTACHMENT TO STEEL OR CONCRETE DECK

Option 1.) Pipe Stand fully adhered to a granulated cap sheet over a concrete deck:


- 1.) Remove the 3/4\"
- 2.) Use PVC glue to attach the pipe into the base and saddle pieces. Ensure that the pipe stem is securely & completely seated into the base piece.
- 3.) Select desired locations of the pipe stands on the roof and attach onto the granulated cap sheet using the supplied quantity (5 fl.oz. per pipe support) of ADCO Millennium LPS Elastomeric Roofing Sealant. Apply sufficient adhesive to bleed through the 12 ooze holes in the base. DO NOT install screws into these holes. The ooze holes will indicate that the proper amount of adhesive has been applied.
- 4.) If the Pipe stand must be moved to a different roof location, the granular cap sheet must be repaired using CIM-800 High Performance Coating (distributed by Johns Manville Corp) or MajorSeal Liquid Flashing (Topcoat Matrix Corp). Ensure Surface to be reconditioned is clean and dry prior to application.

Option 2.) Pipe Stand fully adhered to a Single Ply TPO Membrane over a 22-gauge steel deck:

- 1.) Remove the 3/4\"
- 2.) Use PVC glue to attach the pipe into the base and saddle pieces. Ensure that the pipe stem is securely & completely seated into the base piece.
- 3.) Select the desired locations of the pipe stands on the roof and attach onto the Single Ply TPO membrane using the supplied quantity (5fl.oz per pipe support) of ADCO Millennium LPS Elastomeric Roofing Sealant. Apply sufficient adhesive to bleed through the 12 ooze holes in the base piece. DO NOT install screws into these holes. The ooze holes will indicate that the proper amount of adhesive has been applied.

Option 3.) Pipe Stand mechanically attached over a Single Ply TPO membrane into 22-gauge steel deck:

- 1.) Remove the 3/4\"
- 2.) Use PVC glue to attach the pipe into the base and saddle pieces. Ensure that the pipe stem is securely & completely seated into the base piece.
- 3.) Select desired locations of the pipe stands on the roof and attach through the single ply TPO membrane using Four (4) #14 x 1-5/8\"



| NO. | REVISION DESCRIPTION | DATE |
|---|----------------------|---------|
| 1 | 2014 UPDATE | 12/8/15 |
| 6340 BAKER BOULEVARD FORT WORTH, TX 76118 Ph: (888) 590-0120 www.pipeprop.com | | |
| PIPE PROP® The Professional's Choice | | |
| Donald J Flood, P.E. 1522 NW 113 Terrace Pembroke Pines, FL 33026 don@re-csi.net | | |
| DRAWING NO. PP1 | | |
| SHEET NO. 3 OF 3 | | |