



**DEPARTMENT OF REGULATORY AND ECONOMIC RESOURCES (RER)
 BOARD AND CODE ADMINISTRATION DIVISION
 NOTICE OF ACCEPTANCE (NOA)**

**MIAMI-DADE COUNTY
 PRODUCT CONTROL SECTION**
 11805 SW 26 Street, Room 208
 Miami, Florida 33175-2474
 T (786) 315-2590 F (786) 315-2599
www.miamidade.gov/economy

**Clopay Corporation
 8585 Duke Boulevard
 Mason, OH 45040**

SCOPE:

This NOA is being issued under the applicable rules and regulations governing the use of construction materials. The documentation submitted has been reviewed and accepted by Miami-Dade County RER-Product Control Section to be used in Miami-Dade County and other areas where allowed by the Authority Having Jurisdiction (AHJ).

This NOA shall not be valid after the expiration date stated below. The Miami-Dade County Product Control Section (In Miami-Dade County) and/or the AHJ (in areas other than Miami-Dade County) reserve the right to have this product or material tested for quality assurance purposes. If this product or material fails to perform in the accepted manner, the manufacturer will incur the expense of such testing and the AHJ may immediately revoke, modify, or suspend the use of such product or material within their jurisdiction. RER reserves the right to revoke this acceptance, if it is determined by Miami-Dade County Product Control Section that this product or material fails to meet the requirements of the applicable building code.

This product is approved as described herein and has been designed to comply with the Florida Building Code, including the High Velocity Hurricane Zone.

DESCRIPTION: Steel Pan W8 Sectional Garage Door up to 9'- 0" Wide (DP +54.0, -62.0 PSF)

APPROVAL DOCUMENT: Drawing No. **103287**, titled "Steel Pan Door up to 9'W +54/-62 PSF", sheet 1 of 1, dated 03/03/2005, with revision **8** dated 09/06/2023, prepared by Clopay Corporation, signed and sealed by Scott Hamilton, P.E., bearing the Miami-Dade County Product Control revision stamp with the Notice of Acceptance number and expiration date by the Miami-Dade County Product Control Section.

MISSILE IMPACT RATING: Large and Small Missile Impact Resistant

LABELING: A permanent label with the manufacturer's name or logo, manufacturing address, model number, the positive and negative design pressure rating, indicate impact rated if applicable, installation instruction drawing reference number, approval number (NOA), the applicable test standards, and the statement reading 'Miami-Dade County Product Control Approved' is to be located on the door's side track, bottom angle, or inner surface of a panel.

RENEWAL of this NOA shall be considered after a renewal application has been filed and there has been no change in the applicable building code negatively affecting the performance of this product.

TERMINATION of this NOA will occur after the expiration date or if there has been a revision or change in the materials, use, and/or manufacture of the product or process. Misuse of this NOA as an endorsement of any product, for sales, advertising or any other purposes shall automatically terminate this NOA. Failure to comply with any section of this NOA shall be cause for termination and removal of NOA.

ADVERTISEMENT: The NOA number preceded by the words Miami-Dade County, Florida, and followed by the expiration date may be displayed in advertising literature. If any portion of the NOA is displayed, then it shall be done in its entirety.

INSPECTION: A copy of this entire NOA shall be provided to the user by the manufacturer or its distributors and shall be available for inspection at the job site at the request of the Building Official.

This NOA **revises NOA # 21-0722.03** and consists of this page 1 and evidence pages E-1, E-2, E-3 and E-4, as well as approval document mentioned above.

The submitted documentation was reviewed by **Carlos M. Utrera, P.E.**



NOA-No 23-0928.71
Expiration Date: September 15, 2026
Approval Date: November 02, 2023
 Page 1

Clopay Corporation

NOTICE OF ACCEPTANCE: EVIDENCE SUBMITTED

1. EVIDENCE SUBMITTED UNDER PREVIOUS NOA's

A. DRAWINGS “Submitted under NOA # 16-0531.05”

1. Drawing No. **103287**, titled “Steel Pan Door up to 9’W +54/-62 PSF”, sheet 1 through 1 of 1, dated 03/03/2005, with revision **06** dated 04/2016, prepared by Clopay Building Products Company, signed and sealed by Scott Hamilton, P.E.

B. TESTS “Submitted under NOA # 16-0531.05”

1. Test reports on 1) Uniform Static Air Pressure Test, Loading per FBC TAS 202-94
2) Large Missile Impact Test per FBC, TAS 201-94
3) Cyclic Wind Pressure Loading per FBC, TAS 203-94
4) Forced Entry Test per FBC, TAS 202-94
5) Tensile Test per ASTM E8

along with marked-up drawings and installation diagram of 9’x 8’ 24 ga steel garage door Model 94W8, prepared by American Test Lab, Inc., Test Report No. **ATLNC 0622.01-15**, dated 07/13/2015, signed and sealed by David W. Johnson, P.E.

2. Test report on Salt Spray per ASTM B117 of painted G40 galvanized painted and G90 panels, prepared by Fenestration Testing Laboratory, Inc., Test Report No. **7890**, dated 10/01/2014, signed by Idalmis Ortega, P.E.

“Submitted under NOA # 05-0316.01”

3. Test reports on 1) Uniform Static Air Pressure Test, Loading per FBC TAS 202-94
2) Large Missile Impact Test per FBC, TAS 201-94
3) Cyclic Wind Pressure Loading per FBC, TAS 203-94
4) Forced Entry Test per FBC, TAS 202-94
5) Tensile Test per ASTM E8

along with marked-up drawings and installation diagram of Specimens A, B, C and D Clopay Model 94, 9’x 8’ 24 gauge garage doors, prepared by American Test Lab, Inc., Test Report No. **ATLNC 0827.01-04**, dated 10/22/2004, signed and sealed by William F. Wescott, P.E.

C. CALCULATIONS “Submitted under NOA # 16-0531.05”

1. Anchoring calculations prepared by Clopay Building Products Company, dated 05/23/2016, signed and sealed by Scott Hamilton, P.E.

“Submitted under NOA # 05-0316.01”

2. Fastener Attachment Calculations prepared by Mark Westerfield, P.E., Sheets 1 & 2, dated 03/03/2005, signed and sealed by Mark Westerfield, P.E.

D. QUALITY ASSURANCE

1. Miami-Dade Department of Regulatory and Economic Resources (RER).

E. MATERIAL CERTIFICATIONS

1. None.



Carlos M. Utrera, P.E.
Product Control Examiner
NOA-No 23-0928.71
Expiration Date: September 15, 2026
Approval Date: November 02, 2023

Clopay Corporation

NOTICE OF ACCEPTANCE: EVIDENCE SUBMITTED

F. STATEMENTS “Submitted under NOA # 16-0531.05”

1. Statement letter of code conformance to 5th edition (2014) FBC issued by Clopay Building Products Company, dated 05/23/2016, signed and sealed by Scott Hamilton, P.E.
2. Statement letter of no financial interest issued by Clopay Building Products Company, dated 05/23/2016, signed and sealed by Scott Hamilton, P.E.
“Submitted under NOA # 15-0225.04”
3. Statement letter of code conformance with the 2010 and the 5th edition (2014) FBC issued by Clopay Building Products Company, dated 02/18/2015, signed and sealed by Scott Hamilton, P.E.

2. EVIDENCE SUBMITTED UNDER PREVIOUS NOA # 17-1016.24

A. DRAWINGS

1. Drawing No. **103287**, titled “Steel Pan Door up to 9’W +54/-62 PSF”, sheet 1 through 1 of 1, dated 03/03/2005, with revision **07** dated 07/18/17, prepared by Clopay Building Products Company, signed and sealed by Scott Hamilton, P.E.

B. TESTS

1. None.

C. CALCULATIONS

1. None.

D. QUALITY ASSURANCE

1. Miami-Dade Department of Regulatory and Economic Resources (RER).

E. MATERIAL CERTIFICATIONS

1. None.

F. STATEMENTS

1. Statement letter of code conformance to **6th Edition (2017) FBC**, issued by Clopay Building Products Company, dated 10/04/2017, signed and sealed by Scott Hamilton, P.E.



Carlos M. Utrera, P.E.
Product Control Examiner
NOA-No 23-0928.71
Expiration Date: September 15, 2026
Approval Date: November 02, 2023

Clopay Corporation

NOTICE OF ACCEPTANCE: EVIDENCE SUBMITTED

3. EVIDENCE SUBMITTED UNDER NOA # 20-0922.20

A. DRAWINGS

1. Drawing No. **103287**, titled “Steel Pan Door up to 9’W +54/-62 PSF”, sheet 1 through 1 of 1, dated 03/03/2005, with revision **08** dated 08/26/2020, prepared by Clopay Corporation, signed and sealed by Scott Hamilton, P.E. on 09/10/2020.

B. TESTS

1. None.

C. CALCULATIONS

1. None.

D. QUALITY ASSURANCE

1. Miami-Dade Department of Regulatory and Economic Resources (RER).

E. MATERIAL CERTIFICATIONS

1. None.

F. STATEMENTS

1. Statement letters of code conformance to **6th Edition (2017) and 7th Edition (2020) FBC**, issued by Clopay Corporation, dated 09/15/2020, signed and sealed by Scott Hamilton, P.E.
2. Certificate of amendment changing the company name from Clopay Building Products Company, Inc. to Clopay Corporation, issued by the State of Delaware, dated 08/27/2019.



Carlos M. Utrera, P.E.
Product Control Examiner
NOA-No 23-0928.71
Expiration Date: September 15, 2026
Approval Date: November 02, 2023

Clopay Corporation

NOTICE OF ACCEPTANCE: EVIDENCE SUBMITTED

4. EVIDENCE SUBMITTED UNDER NOA # 21-0722.03

A. DRAWINGS

1. Drawing No. **103287**, titled “Steel Pan Door up to 9’W +54/-62 PSF”, sheet 1 of 1, dated 03/03/2005, with revision 8 dated 08/26/2020, prepared by Clopay Corporation, signed and sealed by Mark Westerfield, P.E. on 07/09/2021.

B. TESTS

1. None.

C. CALCULATIONS

1. None.

D. QUALITY ASSURANCE

1. Miami-Dade Department of Regulatory and Economic Resources (RER).

E. MATERIAL CERTIFICATIONS

1. None.

F. STATEMENTS

1. Statement letter of code conformance to 7th Edition (2020) of the FBC, issued by Clopay Corporation, dated 07/09/2021, signed and sealed by Mark Westerfield, P.E.
2. Statement letter of no financial interest, issued by Clopay Corporation, dated 07/09/2021, signed and sealed by Mark Westerfield, P.E.

5. NEW EVIDENCE SUBMITTED

A. DRAWINGS

1. Drawing No. **103287**, titled “Steel Pan Door up to 9’W +54/-62 PSF”, sheet 1 of 1, dated 03/03/2005, with revision **9** dated 09/06/2023, prepared by Clopay Corporation, signed and sealed by Scott Hamilton, P.E.

B. TESTS

1. None.

C. CALCULATIONS

1. None.

E. QUALITY ASSURANCE

1. Miami-Dade Department of Regulatory and Economic Resources (RER).

F. MATERIAL CERTIFICATIONS

1. None.

G. STATEMENTS

1. Statement letter of code conformance to **8th Edition (2023) of the FBC**, issued by Clopay Corporation, dated 09/15/2023, signed and sealed by Scott Hamilton, P.E.



Carlos M. Utrera, P.E.

Product Control Examiner

NOA-No 23-0928.71

Expiration Date: September 15, 2026

Approval Date: November 02, 2023

MODELS CLOPAY 84A, 94, 98, H94 (24 GAUGE)

MODELS HOLMES 48 (24 GAUGE)

MODELS IDEAL 4F, 4RST, H4ST (24 GAUGE)

REVISIONS

REV. NO.	ZONE:	DATE:	ECN NO.	APPVD:	DESCRIPTION
08	-	8/26/20	-	SH	UPDATED TITLE BLOCK AND CODE COMPLIANCE STATEMENT TO 7TH
09	-	9/6/23	-	JDW	UPDATED CODE COMPLIANCE STATEMENT TO ADD 8TH EDITION FBC.

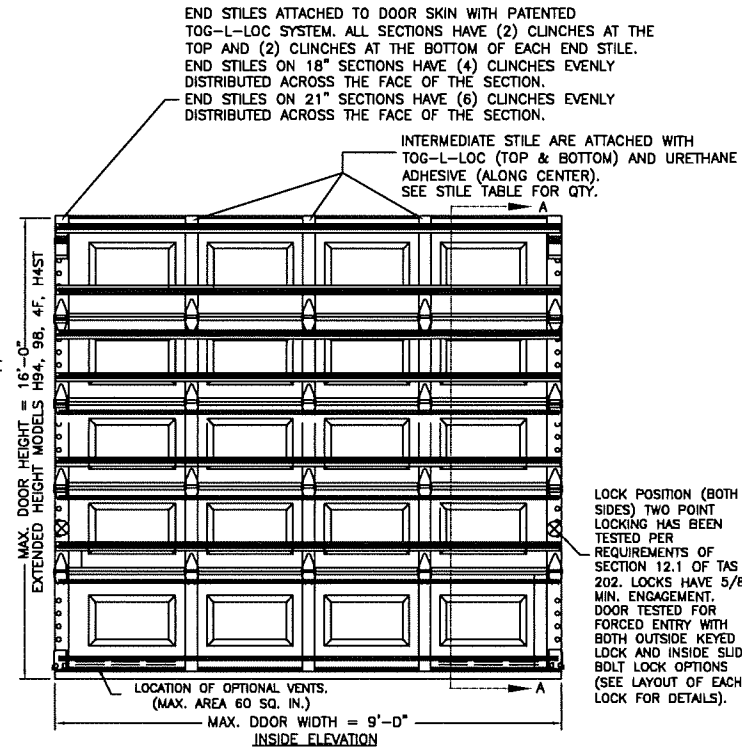
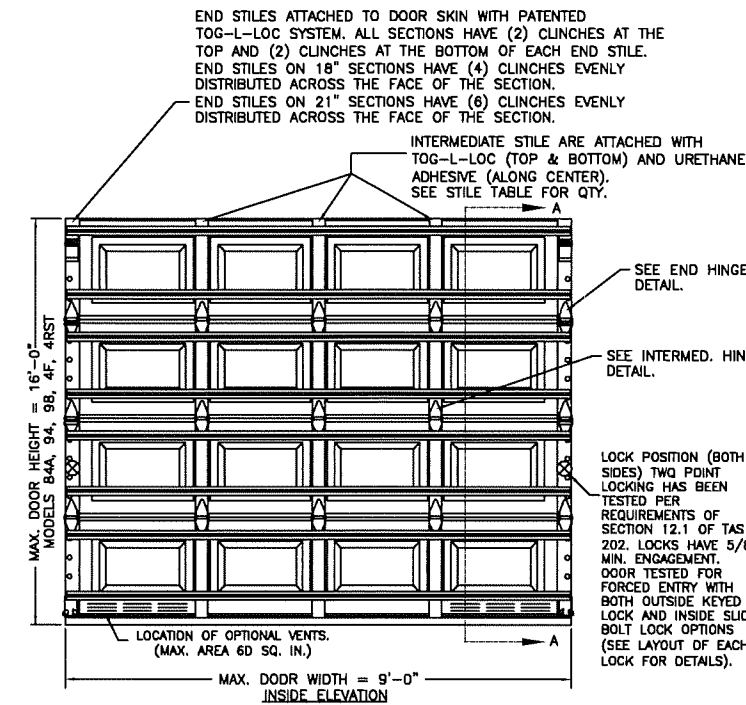


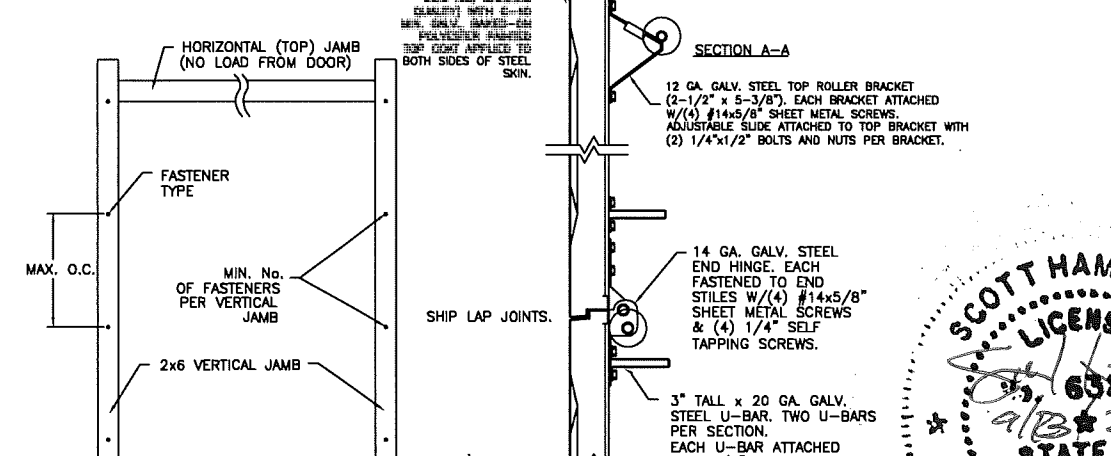
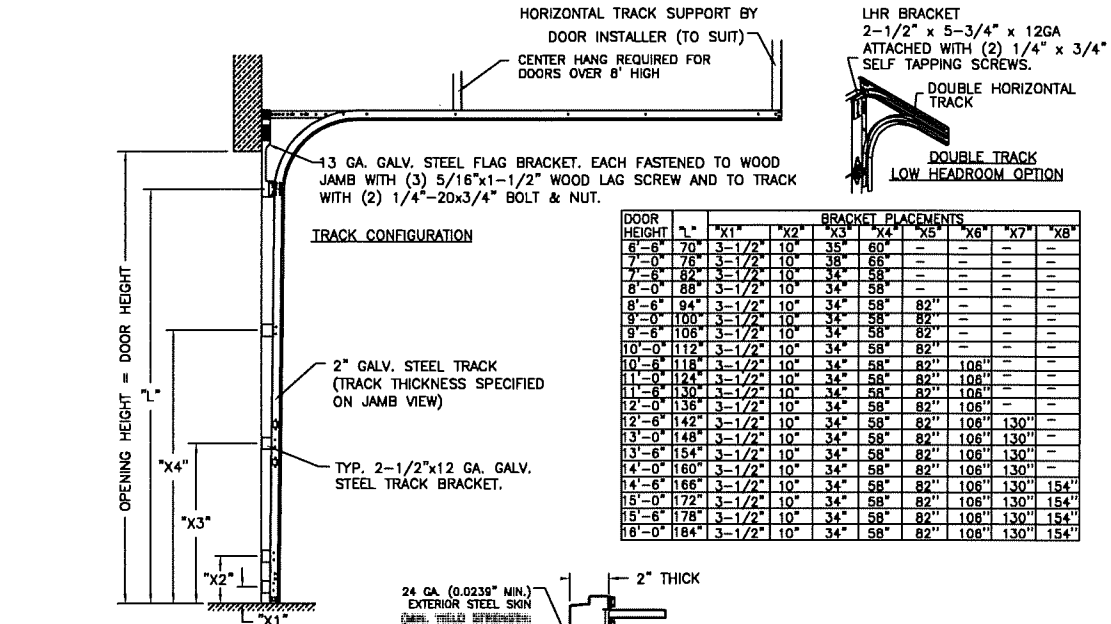
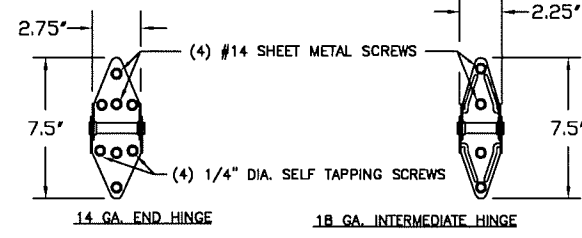
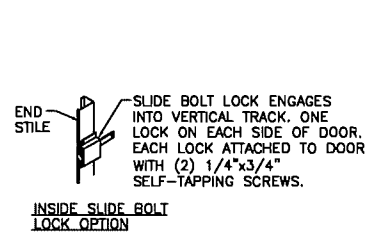
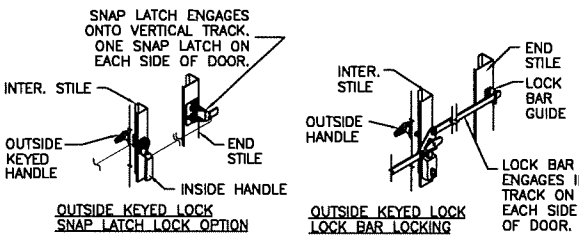
TABLE 1

DOOR HEIGHT	NUMBER OF SECTIONS*
6'0" TO 7'0"	4
7'6" TO 8'9"	5
9'0" TO 10'6"	6
10'9" TO 12'3"	7
12'6" TO 14'0"	8
14'3" TO 15'9"	9
16'0"	10

* SECTION ARE EITHER 18" OR 21" HIGH

STILE TABLE

DOOR WIDTH	# INTERM. STILES
8'0" TO 9'0"	3




NOTE: SUPPORTING STRUCTURAL ELEMENTS SHALL BE DESIGNED BY A REGISTERED PROFESSIONAL ENGINEER FOR WIND LOADS SHOWN ON THIS DRAWING.

PREPARATION OF JAMBS BY OTHERS.

PRODUCT REVISED
as complying with the Florida Building Code
NOA-No. 23-0928.71
Expiration Date 09/15/2026

By *[Signature]*
Miami-Dade Product Control



JAMB TO SUPPORTING STRUCTURE ATTACHMENT

NOTES:

- 1) ALL THE LOAD FROM THE DOOR IS TRANSFERRED TO THE TRACK AND THEN FROM THE TRACK TO THE 2x6 VERTICAL SYP (GRADE #2 OR BETTER) JAMBS. NO LOAD FROM THE DOOR IS TRANSFERRED TO THE HORIZONTAL (TOP) JAMB.
- 2) ALL JAMB FASTENERS MAY BE (BUT NOT REQUIRED) COUNTERSUNK TO PROVIDE A FLUSH MOUNTING SURFACE.
- 3) A 1/3 STRESS INCREASE FOR WIND LOAD WAS NOT USED IN THE CALCULATION OF ALLOWABLE LOADS FOR ANCHORS AND FASTENERS FOR STEEL, CONCRETE AND MASONRY.

WOOD FRAME BUILDINGS

STUD WALLS OF DOOR OPENING SHALL BE FRAMED SOLID BY NOT LESS THAN (3) 2x6 PRESSURE TREATED SYP (GRADE #2 OR BETTER) WOOD STUDS OF A STRESS GRADE NOT LESS THAN 1200 PSI NOMINAL EXTREME FIBER STRESS IN BENDING (F_b). STUD WALLS TO BE CONTINUOUS FROM FOOTING TO TIE BEAMS.

BLOCK WALL OR CONCRETE

2x6 SYP (GRADE #2 OR BETTER) WOOD JAMB SHALL BE ANCHORED TO GROUT REINFORCED BLOCK WALL OR CONCRETE COLUMN. BLOCK WALL CELLS SHALL BE FILLED WITH CONCRETE AND REINFORCED WITH REINFORCING BARS EXTENDING INTO THE FOOTING AND INTO TIE BEAMS. ALL BARS SHALL BE CONTINUOUS FROM THE TIE BEAMS TO FOOTING PER BLOCK WALL OR CONCRETE COLUMN. BLOCK WALLS AND CONCRETE COLUMNS TO BE DESIGNED BY THE BUILDING ENGINEER OR ARCHITECT OF RECORD.

2x6 JAMB TO SUPPORTING STRUCTURE ATTACHMENT
(NOT TO BE USED FOR ATTACHMENT OF TRACK BRACKETS)

BUILDING TYPE	FASTENER TYPE	MAXIMUM * ON CENTER DISTANCE BETWEEN FASTENERS	STEEL WASHERS REQUIRED?
C-90 BLOCK (HOLLOW OR GROUTED)	1/4" x 3" (1-1/4" EMBED) ITW TAPCON CONCRETE ANCHOR (2-1/2" MIN. EDGE DISTANCE)	9-1/2"	1" O.D.
3,000 PSI MIN. CONCRETE	1/4" x 4" (1-3/4" EMBED) ITW TAPCON CONCRETE ANCHOR (2-1/2" MIN. EDGE DISTANCE)	24"	1" O.D.
3,000 PSI MIN. CONCRETE	1/2" x 4" (2-1/4" EMBED) ITW RED HEAD TRUBOLT WEDGE ANCHOR (2" MIN. EDGE DISTANCE)	24"	INCLUDED
WOOD FRAME	1/2" x 4" (1-5/8" EMBED) LAG SCREW (ASTM A307, GRADE A) (2-1/2" MIN. EDGE DISTANCE)	22"	1" O.D.
2,000 PSI MIN. CONCRETE	1/2" x 4" (2-1/2" EMBED) WEJ-IT SLEEVE ANCHOR (2-1/2" MIN. EDGE DISTANCE)	24"	INCLUDED

* - FIRST ANCHOR/SCREW STARTING FROM BOTTOM AT NO MORE THAN HALF OF MAXIMUM ON CENTER DISTANCE. HIGHEST ANCHOR/SCREW INSTALLED AT LEAST AS HIGH AS THE DOOR OPENING HEIGHT

THIS PRODUCT CONFORMS TO THE REQUIREMENTS OF 7TH AND 8TH EDITION OF THE FLORIDA BUILDING CODE

DESIGN ENGINEER: SCOTT HAMILTON, P.E. FLORIDA P.E. #63286

Unless Stated Otherwise TOLERANCES are
.0 = ±.031
.00 = ±.015
.000 = ±.005
.0000 = ±.001
Degrees = ±1/2"

DESIGN LOADS: +54.0 PSF -62.0 PSF. PART NO.: N/A

Glopay CORPORATION 8585 Duke Boulevard Mason, OH 45040 USA Tel. No. 513-770-4800 Fax No. 513-770-4853

CLOPAY WINDLOAD RATING **W8**

DESCRIPTION: PAN DOOR 9'W +54/-62 PSF

DRAWN BY: RJK	DATE: 04/07/04	SCALE: N/A	DWG. SIZE: B
CHECKED BY: SH	DATE: 03/03/05	SHEET 1 OF 1	
DWG. NO.: 103287	VER. MD		