



DEPARTMENT OF REGULATORY AND ECONOMIC RESOURCES (RER)
BOARD AND CODE ADMINISTRATION DIVISION
NOTICE OF ACCEPTANCE (NOA)

MIAMI-DADE COUNTY
PRODUCT CONTROL SECTION

11805 SW 26 Street, Room 208
Miami, Florida 33175-2474
T (786) 315-2590 F (786) 315-2599

www.miamidade.gov/economy

Tremco CPG, Inc.
3735 Green Road
Beachwood, OH 44122

SCOPE: This NOA is being issued under the applicable rules and regulations governing the use of construction materials. The documentation submitted has been reviewed and accepted by Miami-Dade County RER-Product Control Section to be used in Miami Dade County and other areas where allowed by the Authority Having Jurisdiction (AHJ). This NOA shall not be valid after the expiration date stated below. The Miami-Dade County Product Control Section (in Miami Dade County) and/or the AHJ (in areas other than Miami Dade County) reserve the right to have this product or material tested for quality assurance purposes. If this product or material fails to perform in the accepted manner, the manufacturer will incur the expense of such testing and the AHJ may immediately revoke, modify, or suspend the use of such product or material within their jurisdiction. RER reserves the right to revoke this acceptance if it is determined by Miami-Dade County Product Control Section that this product or material fails to meet the requirements of the applicable building code.

This product is approved as described herein and has been designed to comply with the Florida Building Code, including the High Velocity Hurricane Zone.

DESCRIPTION: Dryvit Outsulation and Outsulation Plus MD EIF Systems over 1/2" Glass Mat Gypsum Sheathing

APPROVAL DOCUMENT: Drawing No. **OSOPL12C1177-358STUDS**, titled "Dryvit Outsulation/Outsulation Plus MD with Panzer 20 over 3-5/8" Studs with 1/2" ASTM C1177 Sheathing", sheets 1 through 4 of 4, prepared by the manufacturer, dated 02/24/2014 and last revised on 01/31/23, signed and sealed by Scott Wolters, P.E., bearing the Miami-Dade County Product Control revision stamp with the Notice of Acceptance number and expiration date by the Miami-Dade County Product Control Section.

MISSILE IMPACT RATING: Large and Small Missile Impact Resistant

LABELING: Each unit shall bear a permanent label with the manufacturer's name or logo, Columbus, GA, model/series, and following statement: "Miami-Dade County Product Control Approved", unless otherwise noted herein. Components of this product come in different size buckets or drums. Each container needs to be labeled. Unit is further defined as each individual board of insulation and roll of reinforcing mesh.

RENEWAL of this NOA shall be considered after a renewal application has been filed and there has been no change in the applicable building code negatively affecting the performance of this product.

TERMINATION of this NOA will occur after the expiration date or if there has been a revision or change in the materials, use, and/or manufacture of the product or process. Misuse of this NOA as an endorsement of any product, for sales, advertising or any other purposes shall automatically terminate this NOA. Failure to comply with any section of this NOA shall be cause for termination and removal of NOA.

ADVERTISEMENT: The NOA number preceded by the words Miami-Dade County, Florida, and followed by the expiration date may be displayed in advertising literature. If any portion of the NOA is displayed, then it shall be done in its entirety.

INSPECTION: A copy of this entire NOA shall be provided to the user by the manufacturer or its distributors and shall be available for inspection at the job site at the request of the Building Official.

This NOA **revises & renews NOA # 22-0914.09** and consists of this page 1 and evidence pages E-1, E-2, E-3, E-4 and E-5, as well as approval document mentioned above.

The submitted documentation was reviewed by **Ishaq I. Chanda, P.E.**



Ishaq I. Chanda

NOA No. 23-1101.08
Expiration Date: September 18, 2029
Approval Date: November 30, 2023
Page 1

NOTICE OF ACCEPTANCE: EVIDENCE SUBMITTED

1. Evidence submitted under NOA #14-0610.04

A. DRAWINGS

1. Drawing No. **OSOPL12C1177**, titled “Outsulation/Outsulation Plus MD with Panzer 20 over 3-5/8” Studs with 1/2” ASTM C1177 Sheathing”, sheets 1 through 3 of 3, prepared by Dryvit Systems, Inc, dated 02/24/2014, signed and sealed by Scott Wolters, P.E.

B. TESTS

1. Test reports on 1) Air Infiltration Test, per FBC, TAS 202-94
2) Uniform Static Air Pressure Test, Loading per FBC TAS 202-94
3) Water Resistance Test, per FBC, TAS 202-94
4) Large Missile Impact Test per FBC, TAS 201-94
5) Cyclic Wind Pressure Loading per FBC, TAS 203-94
along with marked-up drawings and installation diagram of Outsulation/Outsulation Plus MD EIF Systems with ASTM C1177 Sheathing, prepared by Architectural Testing, Inc, Report No. **D4124.01-550-18**, dated 02/28/2014, signed and sealed by Vinu J. Abraham, P.E.

C. CALCULATIONS

1. Anchorage to studs’ calculations prepared by Wolters Engineering, Inc, dated 05/01/2014, signed and sealed by Scott Wolters, P.E.

D. QUALITY ASSURANCE

1. Miami-Dade Department of Regulatory and Economic Resources (RER).

E. MATERIAL CERTIFICATIONS

1. None.

F. STATEMENTS

1. Statement letter of code conformance to 5th edition (2014) FBC issued by Wolters Engineering, Inc, dated 05/01/2014, signed and sealed by Scott Wolters, P.E.
2. No financial interest letter issued by Wolters Engineering, Inc, dated 05/01/2014, signed and sealed by Scott Wolters, P.E.

Ishaq I. Chanda

Ishaq I. Chanda, P.E.
Product Control Unit Supervisor
NOA No. 23-1101.08
Expiration Date: September 18, 2029
Approval Date: November 30, 2023

NOTICE OF ACCEPTANCE: EVIDENCE SUBMITTED

2. Evidence submitted under previous approval

A. DRAWINGS

1. Drawing No. **OSOPL12C1177-358STUDS**, titled “Outsulation/Outsulation Plus MD with Panzer 20 over 3-5/8” Studs with 1/2” ASTM C1177 Sheathing”, sheets 1 through 4 of 4, prepared by Dryvit Systems, Inc, dated 02/24/2014, with revision 1 dated 01/28/2020, signed and sealed by Scott Wolters, P.E.

B. TESTS

1. Test Report on Tensile Bond Adhesion Performance per ASTM C 297 of the Dryvit NewBrick adhered with Dryvit Primus to a Dryvit base coat, prepared by Radco, Inc., compliance letter and Test Report No. **RAD-5896**, dated 01/20/2017, signed by Michael L. Zieman, P.E.
2. Test Report on Tensile Bond Adhesion Performance per ASTM C 297 of the Dryvit NewBrick adhered with Dryvit Genesis to a Dryvit base coat, prepared by Radco, Inc., compliance letter and Test Report No. **RAD-5891**, dated 01/20/2017, signed by Michael L. Zieman, P.E.
3. Test Report on Tensile Bond Adhesion Performance per ASTM C 297 of the Dryvit NewBrick adhered with Dryvit Genesis DM to a Dryvit base coat, prepared by Radco, Inc., compliance letter and Test Report No. **RAD-5898**, dated 01/20/2017, signed by Michael L. Zieman, P.E.
4. Test Report on Tensile Bond Adhesion Performance per ASTM C 297 of the Dryvit NewBrick adhered with Dryvit Primus DM to a Dryvit base coat, prepared by Radco, Inc., compliance letter and Test Report No. **RAD-5897**, dated 01/20/2017, signed by Michael L. Zieman, P.E.
5. Test Reports on Tensile Bond Adhesion Performance per ASTM C 297 of the Dryvit NewBrick adhered with AP adhesive to a Dryvit base coat, prepared by Dryvit Systems, Inc., compliance letter and Test Report No. **RAD-6046**, dated 03/14/2018, signed by Hala Jawad.

C. CALCULATIONS

1. None.

D. QUALITY ASSURANCE

1. Miami-Dade Department of Regulatory and Economic Resources (RER)

E. MATERIAL CERTIFICATIONS

1. None.

F. STATEMENTS

1. Statement letter of code conformance to the 6th Edition (2017) FBC issued by Wolters Engineering, Inc, dated 02/20/2020, signed and sealed by Scott Wolters, P.E.

Ishaq I. Chanda

Ishaq I. Chanda, P.E.
Product Control Unit Supervisor
NOA No. 23-1101.08
Expiration Date: September 18, 2029
Approval Date: November 30, 2023

NOTICE OF ACCEPTANCE: EVIDENCE SUBMITTED

3. Evidence submitted under NOA # 21-0521.18

A. DRAWINGS

1. Drawing No. **OSOPL12C1177-358STUDS**, titled “Outsulation/Outsulation Plus MD with Panzer 20 over 3-5/8” Studs with 1/2” ASTM C1177 Sheathing”, sheets 1 through 4 of 4, prepared by Dryvit Systems, Inc, dated 02/24/2014, with revision 1 dated 01/28/2020, signed and sealed by Scott Wolters, P.E.

B. TESTS

1. None.

C. CALCULATIONS

1. None.

D. QUALITY ASSURANCE

1. Miami-Dade Department of Regulatory and Economic Resources (RER).

E. MATERIAL CERTIFICATIONS

1. None.

F. STATEMENTS

1. Statement letter of code conformance to the 7th Edition (2020) FBC issued by Wolters Engineering, Inc, dated May 10, 2021, signed and sealed by Scott Wolters, P.E.

G. OTHER

1. This NOA revises NOA # **20-0518.05**, expiring **09/18/24**.

Ishaq I. Chanda

Ishaq I. Chanda, P.E.
Product Control Unit Supervisor
NOA No. 23-1101.08
Expiration Date: September 18, 2029
Approval Date: November 30, 2023

NOTICE OF ACCEPTANCE: EVIDENCE SUBMITTED

3. Evidence submitted under previous approval #22-0914.09

A. DRAWINGS

1. Drawing No. **OSOPL12C1177-358STUDS**, titled “Dryvit Outsulation/Outsulation Plus MD with Panzer 20 over 3-5/8” Studs with 1/2” ASTM C1177 Sheathing”, sheets 1 through 4 of 4, prepared by the manufacturer, dated 02/24/2014, with revision dated 12/02/2022, signed and sealed by Scott Wolters, P.E. on 01/31/2023.

B. TESTS

1. None.

C. CALCULATIONS

1. None.

D. QUALITY ASSURANCE

1. Miami-Dade Department of Regulatory and Economic Resources (RER).

E. MATERIAL CERTIFICATIONS

1. Test Reports on Tensile Bond Adhesion Performance per ASTM C 297 of the Backstop NTX, prepared by Twining Consulting Inc. dba Radco, Test Report No. **216063.R**, dated 06/02/2022, signed by Lester Arauz and Fernando Ardila.

F. STATEMENTS

1. Statement letter issued by **Dryvit System Inc.**, stating that they have legally sold all its assets, including the necessary machinery, equipment and the know-how, to **Tremco CPG, Inc.**, so they no longer manufacture the products and giving up all rights and requesting that the NOAs be rescinded, dated 06/22/2022, signed by Jeff Grodecki.
2. Letter from **Tremco CPG, Inc.** stating that they manufacture the product described in this NOA at their facilities, with no change, dated June 22, 2022, signed by Mr. John Croyle, Technical Application Specialist.
3. Agreement and plan of Merger made on 03/01/2022 by **Tremco Acquisition, LLC** and **Dryvit Systems, Inc.**, signed by Tracy D. Crandall and Edward W. Moore respectively, filed with the State of Rhode Island on 02/24/2022, signed by Nellie M. Gorbea, Secretary of State.
4. Certificate of Conversion, issued by State of Delaware, changing the name of **Tremco Acquisition, LLC** to **Tremco CPG, Inc.**, dated 02/18/2022, signed by Jeffrey W. Bullock, Secretary of State.

Ishaq I. Chanda

Ishaq I. Chanda, P.E.
Product Control Unit Supervisor
NOA No. 23-1101.08
Expiration Date: September 18, 2024
Approval Date: November 30, 2023

NOTICE OF ACCEPTANCE: EVIDENCE SUBMITTED

4. New evidence submitted

A. DRAWINGS

1. Drawing No. **OSOPL12C1177-358STUDS**, titled “Dryvit Outsulation/Outsulation Plus MD with Panzer 20 over 3-5/8” Studs with 1/2” ASTM C1177 Sheathing”, sheets 1 through 4 of 4, prepared by the manufacturer, dated 02/24/2014 and last revised on 01/31/23, signed and sealed by Scott Wolters, P.E.

B. TESTS

1. None.

C. CALCULATIONS

1. None.

D. QUALITY ASSURANCE

1. Miami-Dade Department of Regulatory and Economic Resources (RER).

E. MATERIAL CERTIFICATIONS

1. Test Reports on Tensile Bond Adhesion Performance per ASTM C 297 of the Backstop NTX, prepared by Twining Consulting Inc. dba Radco, Test Report No. **216063.R**, dated 06/02/2022, signed by Lester Arauz and Fernando Ardila.

F. STATEMENTS (items # 2 thru 5 submitted under previous approval)

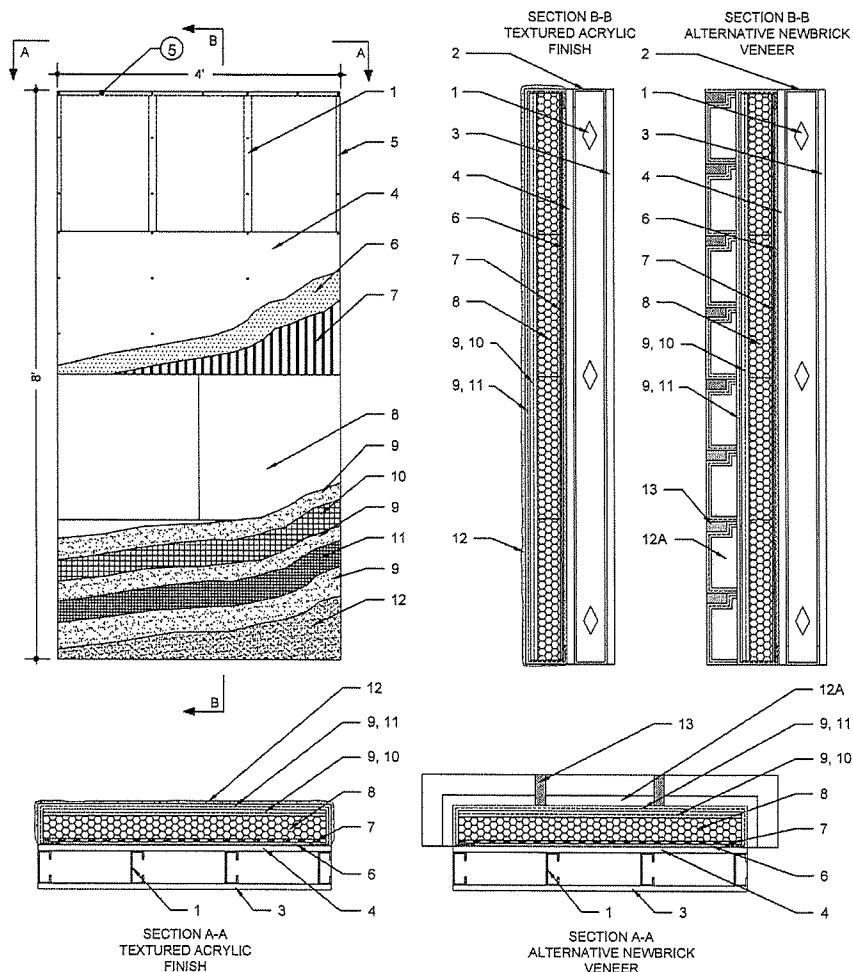
1. Statement letter of code conformance to the 8th Edition (2023) FBC issued by Wolters Engineering, Inc, dated September 25, 2023, signed and sealed by Scott Wolters, P.E.
2. Statement letter issued by **Dryvit System Inc.**, stating that they have legally sold all its assets, including the necessary machinery, equipment and the know -how, to **Tremco CPG, Inc.**, so they no longer manufacture the products and giving up all rights and requesting that the NOAs be rescinded, dated 06/22/2022, signed by Jeff Grodecki.
3. Letter from **Tremco CPG, Inc.** stating that they manufacture the product described in this NOA at their facilities, with no change, dated June 22, 2022, signed by Mr. John Croyle, Technical Application Specialist.
4. Agreement and plan of Merger made on 03/01/2022 by **Tremco Acquisition, LLC** and **Dryvit Systems, Inc.**, signed by Tracy D. Crandall and Edward W. Moore respectively, filed with the State of Rhode Island on 02/24/2022, signed by Nellie M. Gorbea, Secretary of State.
5. Certificate of Conversion, issued by State of Delaware, changing the name of **Tremco Acquisition, LLC** to **Tremco CPG, Inc.**, dated 02/18/2022, signed by Jeffrey W. Bullock, Secretary of State.

G. OTHER

1. This NOA revises & renews NOA # **22-0914.09**, expiring **09/18/29**.

Ishaq I. Chanda

Ishaq I. Chanda, P.E.
Product Control Unit Supervisor
NOA No. 23-1101.08
Expiration Date: September 18, 2024
Approval Date: November 30, 2023



MATERIAL LIST

- 1) 3 5/8" x 18 GAUGE STEEL STUDS AT 16" O.C.
- 2) 3 5/8" x 18 GAUGE STEEL TRACK
- 3) 1/2" GYPSUM WALLBOARD
- 4) 1/2" ASTM C 1177 SHEATHING
- 5) NO. 6 x 1" SELF DRILLING SCREWS SPACED AT 6" O.C.
- 6) DRYVIT BACKSTOP® NT OR DRYVIT BACKSTOP® NTX REQUIRED FOR OUTSULATION PLUS MD SYSTEM.
- 7) ADHERE THE EXPANDED POLYSTYRENE (EPS) INSULATION BOARD WITH DRYVIT'S PRIMUS, GENESIS, OR GENESIS DM MIXTURE. THE ADHESIVE IS APPLIED WITH A 3/8" x 1/2" NOTCHED TROWEL WITH NOTCHES SPACED A MAXIMUM OF 1 1/2" O.C. THE ADHESIVE SHALL BE APPLIED TO THE BACKSIDE OF THE EPS IN A VERTICAL ORIENTATION.
- 8) MINIMUM 1" THICK INSULATION BOARD MEETING THE FBC SECTION 2612. INSULATION BOARD SUPPLIER SHALL POSSESS A CURRENT NOA WITH MIAMI DADE COUNTY.
- 9) DRYVIT BASE COAT: PRIMUS®, GENESIS®, OR GENESIS® DM. PRIMUS OR GENESIS IS MIXED 1:1 BY WEIGHT WITH PORTLAND CEMENT AND WATER. PRIMUS AND GENESIS ARE 100% POLYMER-BASED PRODUCTS. GENESIS DM IS A DRY MIX THAT IS MIXED WITH WATER.
- 10) DRYVIT PANZER® 20 REINFORCING MESH 20.5 OZ/YD* FIBERGLASS REINFORCING MESH EMBEDDED IN THE DRYVIT BASE COAT. PANZER 20 MESH EDGES SHALL BE ABUTTED TIGHTLY. DO NOT OVERLAP.
- 11) DRYVIT'S STANDARD REINFORCING MESH: 4.3 OZ/YD* FIBERGLASS REINFORCING MESH EMBEDDED IN DRYVIT BASE COAT, THE STANDARD REINFORCING MESH SHALL BE LAPPED A MINIMUM OF 2 1/2" AT ALL EDGES.
- 12) DRYVIT FINISH: A 100% ACRYLIC BASED MATERIAL AVAILABLE IN VARIOUS TEXTURES OR NEWBRICK VENEER.
- 12A) NEWBRICK® VENEER IS AN ALTERNATE TO THE DRYVIT FINISH FOR THE OUTSULATION SYSTEMS. THE NEWBRICK VENEER UNIT IS COMPOSED OF 1" THICK FOAM INSULATION (EPS OR XPS) THAT IS BACKWRAPPED WITH FIBERGLASS REINFORCING MESH EMBEDDED IN BASE COAT AND THEN COATED WITH AN ACRYLIC. THE NEWBRICK VENEER UNIT IS THEN ADHERED TO THE BASE COAT OF THE OUTSULATION SYSTEMS. SIZES VARY
- 13) MODIFIED MORTAR MEETING ASTM C 270 TYPE N OR S, BY OTHERS

GENERAL NOTES

1. THE SYSTEM HAS BEEN DESIGNED IN ACCORDANCE WITH THE LATEST EDITION OF THE FLORIDA BUILDING CODE INCLUDING THE LATEST SUPPLEMENTS.
2. THIS SYSTEM HAS BEEN TESTED IN ACCORDANCE WITH DADE COUNTY PROTOCOLS TAS-201, TAS-202, AND TAS-203; IMPACT, STRUCTURAL AND CYCLIC TESTING.
3. THIS SYSTEM SHALL BE APPLIED BY A LICENSED PLASTERING CONTRACTOR FOLLOWING THIS NOTICE OF ACCEPTANCE THE RECOMMENDATION OF DRYVIT SYSTEMS, INC. AND THE APPLICABLE SECTIONS OF THE FLORIDA BUILDING CODE.
4. THE ENGINEER AND/OR ARCHITECT OF RECORD FOR EACH PROJECT USING THIS SYSTEM SHALL SIZE ALL STUD FRAMING TO ENSURE CONFORMANCE WITH STUD DEFLECTION AND STRESS LIMITATIONS AS REQUIRED BY ALL GOVERNING CODES AND THIS DOCUMENT.
5. INSULATION BOARDS SHALL BE POSITIONED IN A RUNNING BOND PATTERN.
6. ALL STUDS USED WITH THIS SYSTEM SHALL BE COMPLETELY SHEATHED AT THE INTERIOR FLANGE OR BRIDGED AT A MAXIMUM OF EVERY 5' OF STUD LENGTH OR AS SPECIFIED BY THE STUD MANUFACTURER.
7. ALL STEEL STUDS SHALL BE STRUCTURAL WITH 1 5/8" MINIMUM FLANGE WIDTH AND HAVE A MINIMUM YIELD STRENGTH OF 33000 PSI.
8. DETAILS ON SHEET 2 AND 3 OF 4 ARE TYPICAL AND SHOW INTENT TO PREVENT WATER INFILTRATION INTO AND BEHIND THIS SYSTEM. ALTERNATE DETAILS AND SPECIFIC CONDITIONS NOT COVERED BY THE TYPICAL DETAILS ARE THE RESPONSIBILITY OF THE LICENSED DESIGN PROFESSIONALS.

PRODUCT RENEWED
as complying with the Florida
Building Code
NOA-No. 23-1101.08

Expiration Date 09/18/2029

By *Ishtaq I. Chaudhry*
Miami-Dade Product Control

PRODUCT REVISED
as complying with the Florida
Building Code
NOA-No. 22-0914.09

Expiration Date 09/18/2024

By *[Signature]*
Miami-Dade Product Control

DESIGN PRESSURE

±70 PSF

SCOTT WOLTERS
FL PE# 62354

WOLTERS ENGINEERING
(COA# 27194)
15211 97TH ROAD N
WEST PALM BEACH, FL. 33412
PH: (561) 225-1982



TREMCO
Construction Products Group

Tremco CPG Inc.
3735 Green Road
Beachwood, Ohio 44122

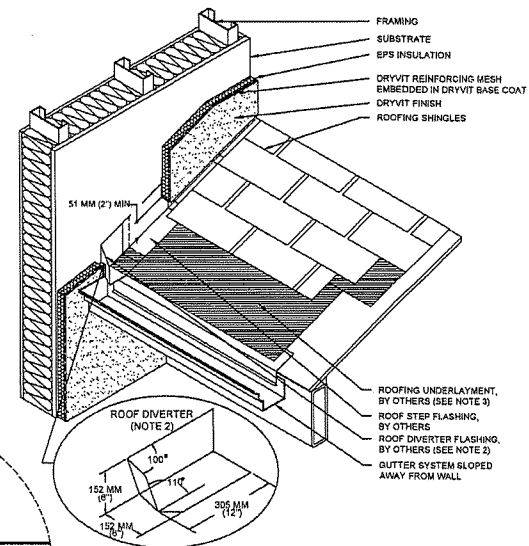
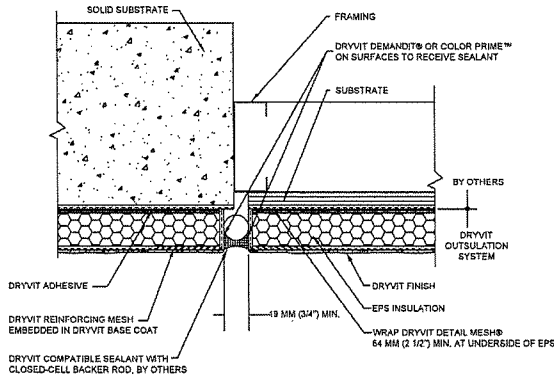
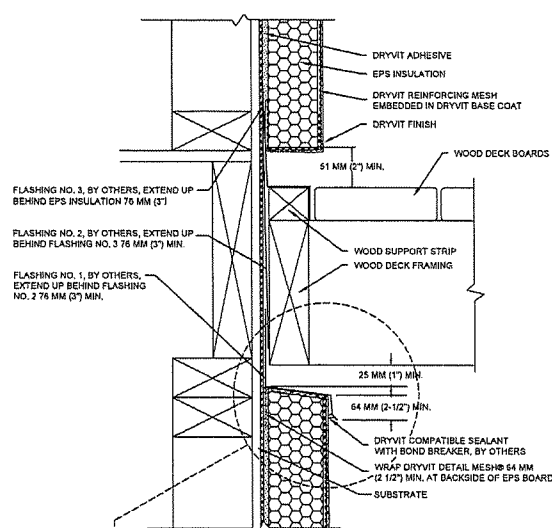
DWG. NO.: OSOPL12C1177-358STUDS

SHEET NO:
1 OF 4

ISSUE
DATE: 2/24/14

REV 1
DATE: 12/2/22

DRYVIT OUTSULATION®/OUTSULATION® PLUS MD SYSTEM® WITH
PANZER 20 OVER 3 5/8" STUDS WITH 1/2" ASTM C 1177 SHEATHING

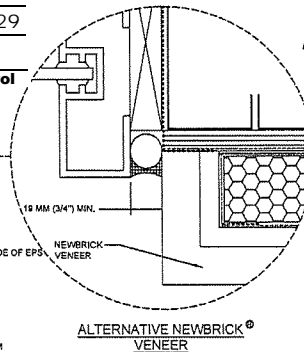
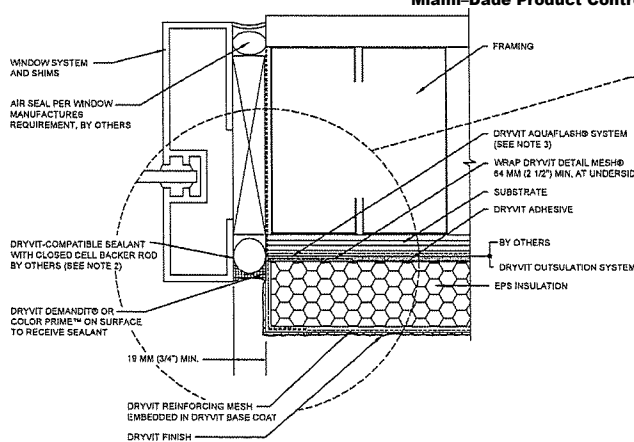
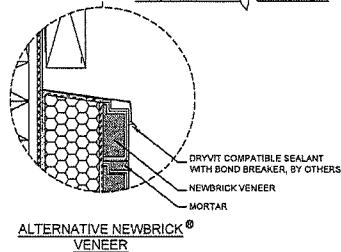


PRODUCT RENEWED
as complying with the Florida
Building Code

NOA-No. 23-1101.08

Expiration Date 09/18/2029

By *Ismael L. Chan*
Miami-Dade Product Control



- NOTES:**
1. GAP WOOD SHEATHING EDGE AND END JOINTS IN ACCORDANCE WITH APA (AMERICAN PLYWOOD ASSOCIATION) RECOMMENDATIONS.
 2. SEAL PENETRATIONS THROUGH FLASHING WHERE ATTACHED TO FRAMING
 3. DISTANCE OF EPS TO DECK VARIES WITH CLIMATE, ALLOW SUFFICIENT DISTANCE TO PREVENT SNOWICE AND PUDDLING WATER AGAINST SYSTEM.
 4. PROVIDE END DAMS WHERE FLASHINGS TERMINATE AT ENDS OF DECK.
 5. PRESURE TREATED WOOD (SPACE FROM FLASHING OR ROOF BACKSIDE TO PROVIDE DRAINAGE)

PRODUCT REVISED
as complying with the Florida
Building Code

NOA-No. 22-0914.09

Expiration Date 09/18/2024


By *Ismael L. Chan*
Miami-Dade Product Control

DESIGN PRESSURE

±70 PSF

SCOTT WOLTERS
FL PE# 62354

WOLTERS ENGINEERING
(COA# 27194)
15211 97TH ROAD N
WEST PALM BEACH, FL. 33412
PH: (561) 225-1982



TREMCO
Construction Products Group

Tremco CPG Inc.
3735 Green Road
Beachwood, Ohio 44122

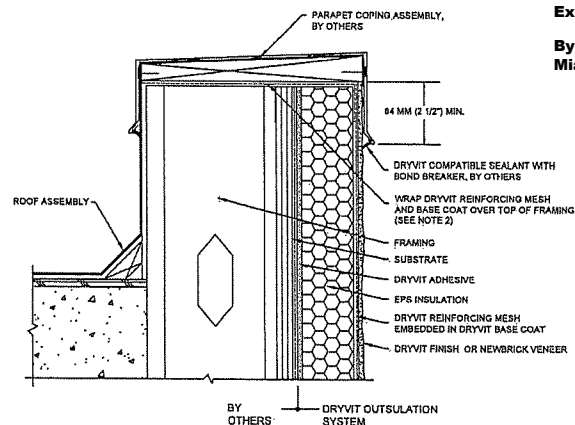
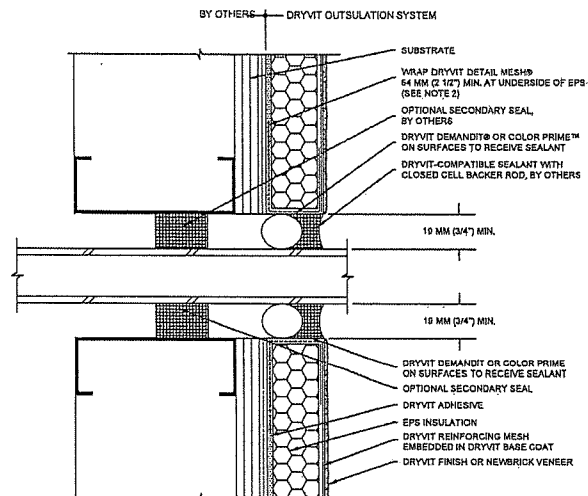
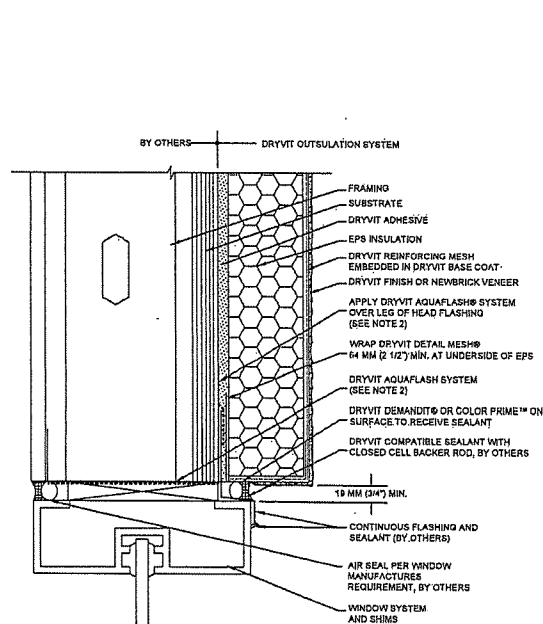
DWG. NO.: OSOPL12C1177-358STUDS

SHEET NO.: 2 OF 4

ISSUE DATE: 2/24/14

REV: 1 DATE: 12/2/22

DRYVIT OUTSLULATION®/OUTSLULATION® PLUS MD SYSTEM® WITH PANZER 20 OVER 3 5/8" STUDS WITH 1/2" ASTM C 1177 SHEATHING



PRODUCT RENEWED
as complying with the Florida
Building Code
NOA-No. 23-1101.08

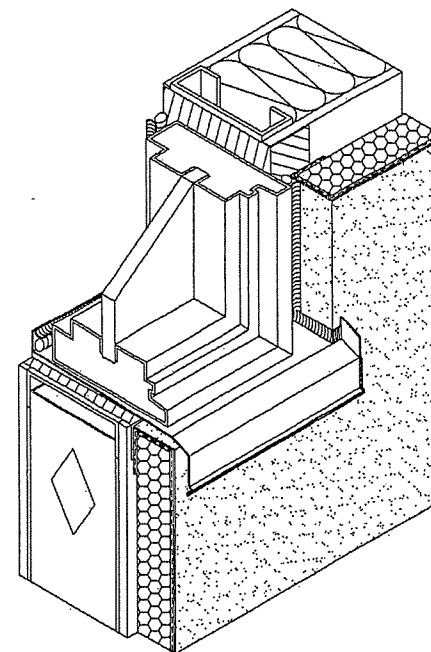
Expiration Date 09/18/2029

By Ismael I. Chanda
Miami-Dade Product Control

PRODUCT REVISED
as complying with the Florida
Building Code
NOA-No. 22-0914.09

Expiration Date 09/18/2024


By Scott Walters
Miami-Dade Product Control




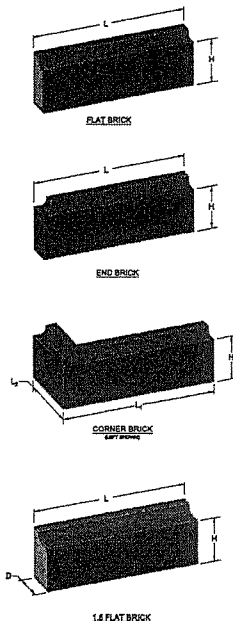
DESIGN PRESSURE

±70 PSF

SCOTT WOLTERS
FL.PE# 62354
WOLTERS ENGINEERING
(COA# 27194)
15211 87TH ROAD N
WEST PALM BEACH, FL 33412
PH: (561) 225-1982



 TREMCO Construction Products Group		Tremco CPG Inc. 3735 Green Road Beachwood, Ohio 44122	
DWG. NO.: OSOPL12C1177-358STUDS			
SHEET NO: 3 OF 4	ISSUE DATE: 2/24/14	REV 1 DATE: 12/2/	
DRYVIT OUTSULATION®/OUTSULATION® PLUS MD SYSTEM® WITH PANZER 20 OVER 3 5/8" STUDS WITH 1/2" ASTM C 1177 SHEATHING			

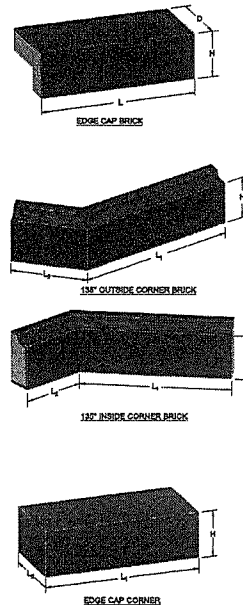


FLAT BRICK				
	MODULAR	UTILITY	NORMAN	ECONOMY
H	2 1/4 in (57 mm)	3 5/8 in (92 mm)	2 1/4 in (57 mm)	3 5/8 in (92 mm)
L	7 5/8 in (194 mm)	11 5/8 in (295 mm)	11 5/8 in (295 mm)	7 5/8 in (194 mm)

END BRICK				
	MODULAR	UTILITY	NORMAN	ECONOMY
H	2 1/4 in (57 mm)	3 5/8 in (92 mm)	2 1/4 in (57 mm)	3 5/8 in (92 mm)
L	7 5/8 in (194 mm)	11 5/8 in (295 mm)	11 5/8 in (295 mm)	7 5/8 in (194 mm)

CORNER BRICK				
	MODULAR	UTILITY	NORMAN	ECONOMY
H	2 1/4 in (57 mm)	3 5/8 in (92 mm)	2 1/4 in (57 mm)	3 5/8 in (92 mm)
L ₁	7 5/8 in (194 mm)	11 5/8 in (295 mm)	11 5/8 in (295 mm)	7 5/8 in (194 mm)
L ₂	3 5/8 in (92 mm)	3 5/8 in (92 mm)	3 5/8 in (92 mm)	3 5/8 in (92 mm)

1.5 FLAT BRICK				
	MODULAR	UTILITY	NORMAN	ECONOMY
H	2 1/4 in (57 mm)	3 5/8 in (92 mm)	2 1/4 in (57 mm)	3 5/8 in (92 mm)
L	7 5/8 in (194 mm)	11 5/8 in (295 mm)	11 5/8 in (295 mm)	7 5/8 in (194 mm)
D	1 5/8 in (41 mm)	1 5/8 in (41 mm)	1 5/8 in (41 mm)	1 5/8 in (41 mm)



EDGE CAP BRICK				
	MODULAR	UTILITY	NORMAN	ECONOMY
H	2 1/4 in (57 mm)	3 5/8 in (92 mm)	2 1/4 in (57 mm)	3 5/8 in (92 mm)
L	7 5/8 in (194 mm)	11 5/8 in (295 mm)	11 5/8 in (295 mm)	7 5/8 in (194 mm)
D	3 5/8 in (92 mm)	3 5/8 in (92 mm)	3 5/8 in (92 mm)	3 5/8 in (92 mm)

135° INSIDE/OUTSIDE CORNER BRICK				
	MODULAR	UTILITY	NORMAN	ECONOMY
H	2 1/4 in (57 mm)	3 5/8 in (92 mm)	2 1/4 in (57 mm)	3 5/8 in (92 mm)
L ₁	7 5/8 in (194 mm)	11 5/8 in (295 mm)	11 5/8 in (295 mm)	7 5/8 in (194 mm)
L ₂	3 5/8 in (92 mm)	3 5/8 in (92 mm)	3 5/8 in (92 mm)	3 5/8 in (92 mm)

EDGE CAP END BRICK				
	MODULAR	UTILITY	NORMAN	ECONOMY
H	2 1/4 in (57 mm)	3 5/8 in (92 mm)	2 1/4 in (57 mm)	3 5/8 in (92 mm)
L ₁	7 5/8 in (194 mm)	11 5/8 in (295 mm)	11 5/8 in (295 mm)	7 5/8 in (194 mm)
L ₂	3 5/8 in (92 mm)	3 5/8 in (92 mm)	3 5/8 in (92 mm)	3 5/8 in (92 mm)

- NOTES:**
1. NEWBRICK HAS A MINIMUM THICKNESS OF 1 1/8 in (29mm), UNLESS OTHERWISE NOTED.
 2. NEWBRICK HAS A 3/8 in (9.5mm) HORIZONTAL ALIGNMENT GUIDE.

ALTERNATIVE NEWBRICK® VENEER SIZES

PRODUCT RENEWED
as complying with the Florida
Building Code
NOA-No. 23-1101.08
Expiration Date 09/18/2029
By *Ishing I. Chan*
Miami-Dade Product Control

PRODUCT REVISED
as complying with the Florida
Building Code
NOA-No. 22-0914.09
Expiration Date 09/18/2024
By *SCOTT WOLTERS*
Miami-Dade Product Control

SCOTT WOLTERS
FL PE# 82354
WOLTERS ENGINEERING
(COA# 27194)
15211 97TH ROAD N
WEST PALM BEACH, FL 33412
PH: (561) 225-1982

SEAL: *SCOTT WOLTERS*
No. 82354
STATE OF FLORIDA
JAN 31 2023
PROFESSIONAL ENGINEER

DESIGN PRESSURE		
±70 PSF		

TREMCO Construction Products Group Tremco CPG Inc. 3755 Green Road Beachwood, Ohio 44122		
DWG. NO.: OSOPL12C1177-358STUDS		
SHEET NO: 4 OF 4	ISSUE DATE: 2/24/14	REV/1 DATE: 12/2/22
DRYVIT OUTSULATION®/OUTSULATION® PLUS MD SYSTEM® WITH PANZER 20 OVER 3 5/8" STUDS WITH 1/2" ASTM C 1177 SHEATHING		