



**DEPARTMENT OF REGULATORY AND ECONOMIC RESOURCES (RER)
BOARD AND CODE ADMINISTRATION DIVISION
NOTICE OF ACCEPTANCE (NOA)**

**MIAMI-DADE COUNTY
PRODUCT CONTROL SECTION**
11805 SW 26 Street, Room 208
Miami, Florida 33175-2474
T (786) 315-2590 F (786) 315-2599
www.miamidade.gov/building

**Amarr Garage Doors dba Entrematic
165 Carriage Court
Winston Salem, NC 27105**

SCOPE:

This NOA is being issued under the applicable rules and regulations governing the use of construction materials. The documentation submitted has been reviewed and accepted by Miami-Dade County RER-Product Control Section to be used in Miami Dade County and other areas where allowed by the Authority Having Jurisdiction (AHJ).

This NOA shall not be valid after the expiration date stated below. The Miami-Dade County Product Control Section (In Miami Dade County) and/or the AHJ (in areas other than Miami Dade County) reserve the right to have this product or material tested for quality assurance purposes. If this product or material fails to perform in the accepted manner, the manufacturer will incur the expense of such testing and the AHJ may immediately revoke, modify, or suspend the use of such product or material within their jurisdiction. RER reserves the right to revoke this acceptance, if it is determined by Miami-Dade County Product Control Section that this product or material fails to meet the requirements of the applicable building code.

This product is approved as described herein and has been designed to comply with the Florida Building Code, including the High Velocity Hurricane Zone.

DESCRIPTION: Series 2400 and 2000 Steel Sectional Garage Door up to 10'-2" Wide with Optional EPS Insulation – L.M.I.

APPROVAL DOCUMENT: Drawing No. IBC-2410-195-24-I, titled "Model 2400 and Model 2000", sheets 1 through 3 of 3, dated 06/01/16, prepared by Amarr Garage Doors, signed and sealed by Thomas L. Shelmerdine, P.E. on 10/27/2021, bearing the Miami-Dade County Product Control Revision stamp with the Notice of Acceptance number and expiration date by the Miami-Dade County Product Control Section.

MISSILE IMPACT RATING: Large and Small Missile Impact Resistant

LABELING: Each unit shall bear a permanent label with the manufacturer's name or logo, manufacturing address, model number, the positive and negative design pressure rating, indicate impact rated if applicable, installation instruction drawing reference number, approval number (NOA), the applicable test standards, and the statement reading 'Miami-Dade County Product Control Approved' is to be located on the door's side track, bottom angle, or inner surface of a panel.

RENEWAL of this NOA shall be considered after a renewal application has been filed and there has been no change in the applicable building code negatively affecting the performance of this product.

TERMINATION of this NOA will occur after the expiration date or if there has been a revision or change in the materials, use, and/or manufacture of the product or process. Misuse of this NOA as an endorsement of any product, for sales, advertising or any other purposes shall automatically terminate this NOA. Failure to comply with any section of this NOA shall be cause for termination and removal of NOA.

ADVERTISEMENT: The NOA number preceded by the words Miami-Dade County, Florida, and followed by the expiration date may be displayed in advertising literature. If any portion of the NOA is displayed, then it shall be done in its entirety.

INSPECTION: A copy of this entire NOA shall be provided to the user by the manufacturer or its distributors and shall be available for inspection at the job site at the request of the Building Official.

This NOA revises NOA # 21-0930.03 and consists of this page 1 and evidence pages E-1, E-2 and E-3, as well as approval document mentioned above.

The submitted documentation was reviewed by Ishaq I. Chanda, P.E.

Ishaq I. Chanda

01/25/24



NOA No. 23-1114.05
Expiration Date: February 9, 2027
Approval Date: January 25, 2024
Page 1

NOTICE OF ACCEPTANCE: EVIDENCE SUBMITTED

1. EVIDENCE SUBMITTED UNDER PREVIOUS NOA's

A. DRAWINGS

1. Manufacturer's die drawings and sections.
(Submitted under NOA No. 16-0801.07)
2. Drawing No. **IBC-2410-195-24-I**, titled "Model 2400 and Model 2000", sheets 1 through 3 of 3, dated 06/01/16, prepared by manufacturer, signed and sealed by Thomas L. Shelmerdine, P.E.
(Submitted under NOA No. 16-0801.07)

B. TESTS

1. Test reports on: 1) Uniform Static Air Pressure Test, Loading per FBC, TAS 202-94
2) Large Missile Impact Test per FBC, TAS 201-94
3) Cyclic Wind Pressure Loading per FBC, TAS 203-94
4) Forced Entry Test, per FBC 2411 3.2.1, TAS 202-94
5) Tensile Test per ASTM E8
along with marked-up drawings and installation diagram of Amarr 10'-2" x 8' 24 ga. steel garage door Model 2400, prepared by American Test Lab, Inc, Test Report No. **ATLNC 0425.02-16**, dated 06/13/16, and addendum letter dated 09/28/16, both signed and sealed by David W. Johnson, P.E.
(Submitted under NOA No. 16-0801.07)
2. Test report on Evaluation of Painted or Coated Specimens Subjected to Corrosive Environments per ASTM D1654 & ASTM B117, prepared by Architectural Testing, Inc., Test Report No. **C5463.01-106-18**, dated 04/03/13, signed and sealed by Gary T. Hartman, P.E.
(Submitted under NOA No. 13-0503.08)

C. CALCULATIONS


1. Anchor calculations prepared by Structural Solutions, P.A., dated 06/28/16, signed and sealed by Thomas L. Shelmerdine, P.E.
(Submitted under NOA No. 16-0801.07)

D. QUALITY ASSURANCE

1. Miami-Dade Department of Regulatory and Economic Resources (RER)

E. MATERIAL CERTIFICATIONS

1. UL LLC certification file # **BRYX.R7503** per ASTM D1929 and ANSI/UL 723, ASTM E84 issued to Flint Hills Resources L P.



Ishaq I. Chanda, P.E.
Product Control Unit Supervisor
NOA No. 23-1114.05
Expiration Date: February 9, 2027
Approval Date: January 25, 2024

NOTICE OF ACCEPTANCE: EVIDENCE SUBMITTED

1. EVIDENCE SUBMITTED UNDER PREVIOUS NOA's (CONTINUED)

F. STATEMENTS

1. Statement letter of conformance, complying with **FBC 6th Edition (2017)** and of no financial interest, dated 09/11/17, issued by Structural Solutions, PA., signed and sealed by Tomas L. Shelmerdine, P.E.

2. SUBMITTED UNDER NOA # 20-1015.14 AND NEW EVIDENCE

A. DRAWINGS

1. Drawing No. **IBC-2410-195-24-I**, titled "Model 2400 and Model 2000", sheets 1 through 3 of 3, dated 06/01/16, prepared by Amarr Garage Doors, signed and sealed by Thomas L. Shelmerdine, P.E. on 10/27/2021.

B. TESTS

1. None.

C. CALCULATIONS

1. None.

D. QUALITY ASSURANCE


1. Miami-Dade Department of Regulatory and Economic Resources (RER).

E. MATERIAL CERTIFICATIONS

1. UL LLC certification file # **BRYX.R7503** per ASTM D1929 and ANSI/UL 723, ASTM E84 issued to Flint Hills Resources L. P.

F. STATEMENTS

1. Statement letter of conformance, complying with **FBC 7th Edition (2020)** and of no financial interest, dated August 27, 2020, issued by Structural Solutions, P.A., signed and sealed by Thomas L. Shelmerdine, P.E.



Ishaq I. Chanda, P.E.
Product Control Unit Supervisor
NOA No. 23-1114.05
Expiration Date: February 9, 2027
Approval Date: January 25, 2024

Amarr Garage Doors dba Entrematic

NOTICE OF ACCEPTANCE: EVIDENCE SUBMITTED

2. NEW EVIDENCE SUBMITTED

A. DRAWINGS

1. Drawing No. **IBC-2410-195-24-I**, titled “Model 2400 and Model 2000”, sheets 1 through 3 of 3, dated 06/01/16, prepared by manufacturer, signed and sealed by Thomas L. Shelmerdine, P.E.

B. TESTS

1. None.

C. CALCULATIONS

1. None.

D. QUALITY ASSURANCE

1. Miami-Dade Department of Regulatory and Economic Resources (RER)

E. MATERIAL CERTIFICATIONS


1. None.

F. STATEMENTS

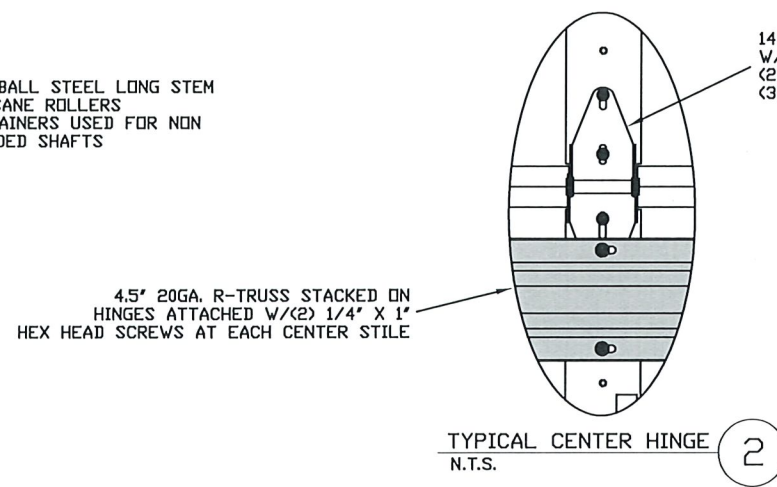
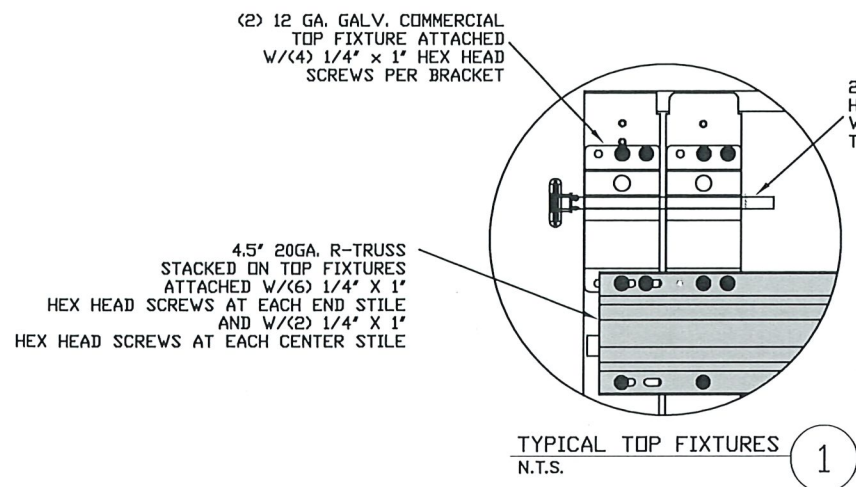
1. Statement letter of conformance, complying with **FBC 8th Edition (2023)** and of no financial interest, dated 10/27/2023, issued by Structural Solutions, P.A., signed and sealed by Thomas L. Shelmerdine, P.E.

G. OTHERS

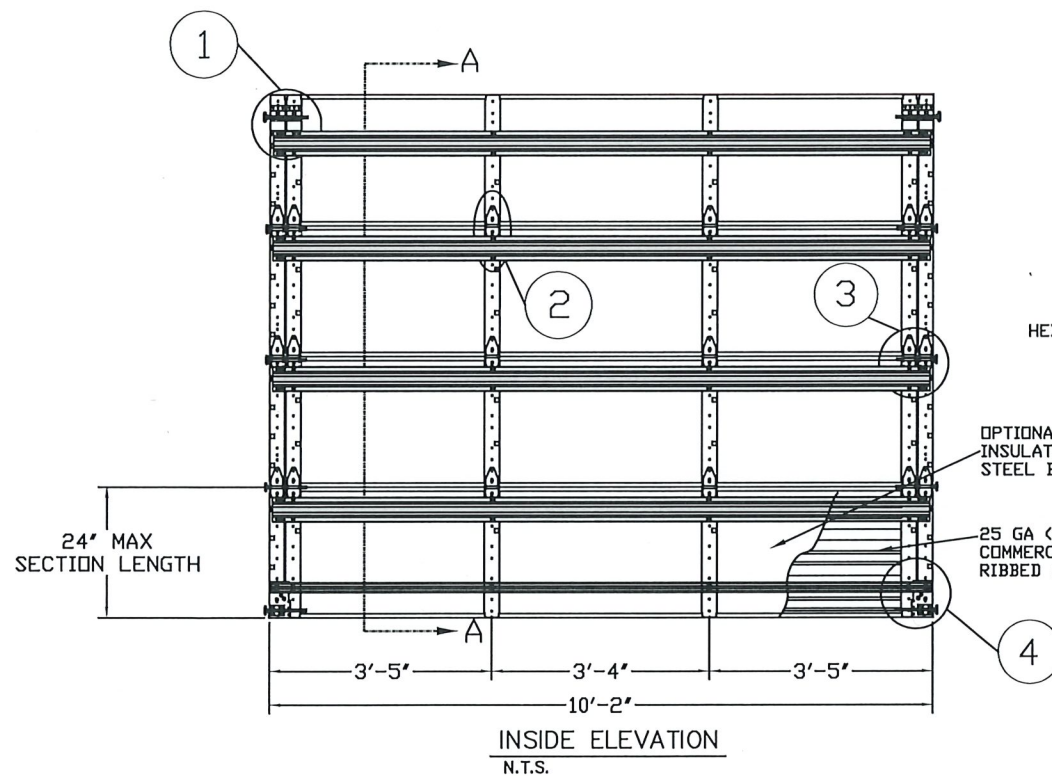
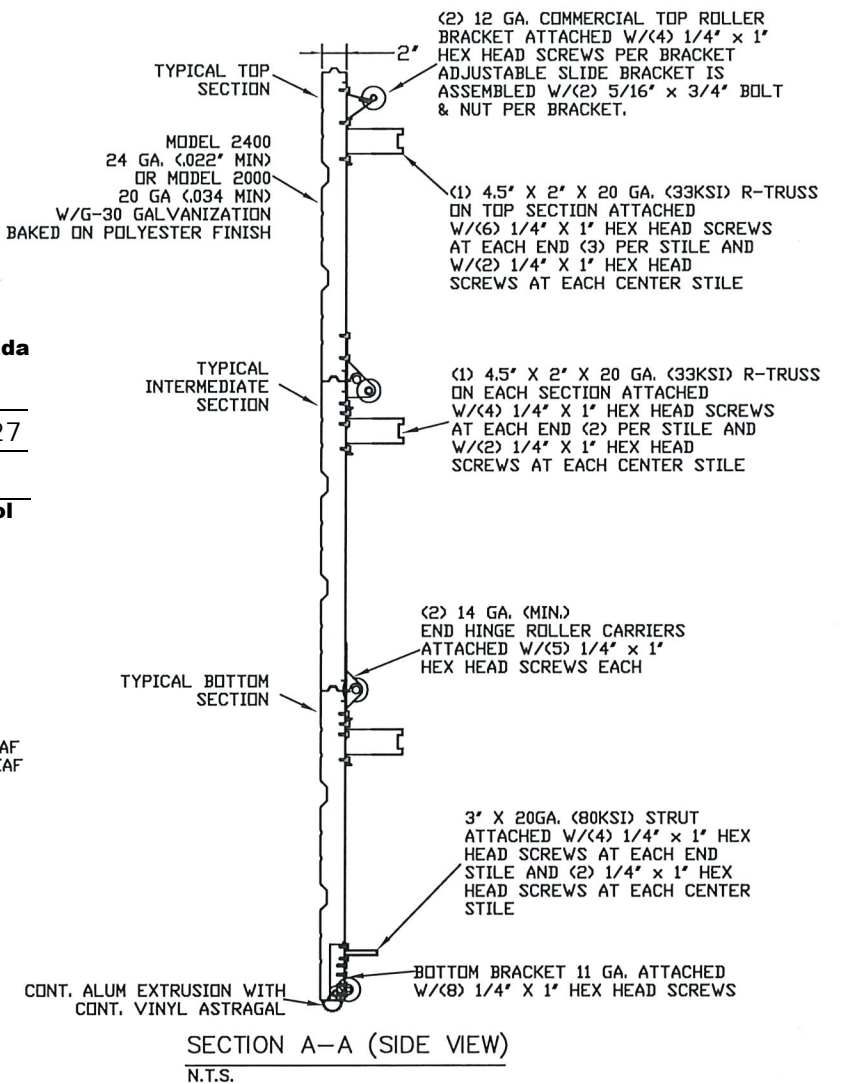
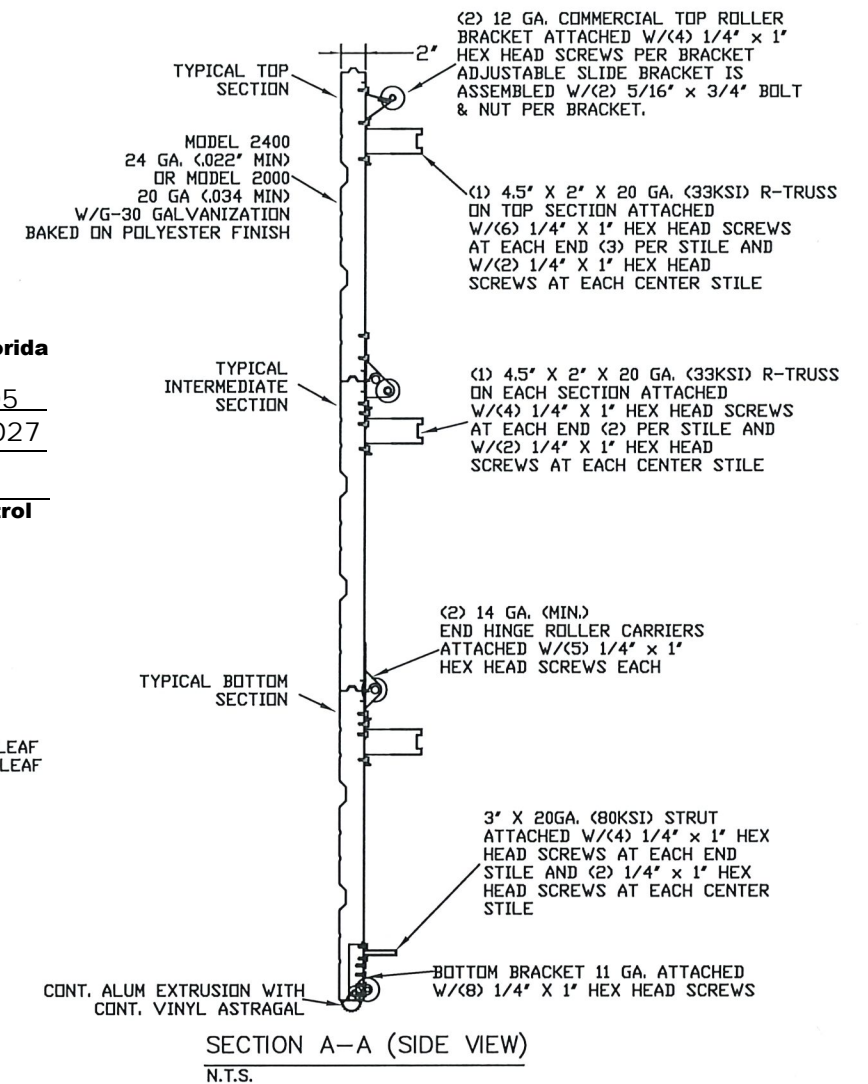
1. This NOA revises **NOA No. 21-0930.03** and updates to FBC 2023 expiring on 02/09/27.



Ishaq I. Chanda, P.E.
Product Control Unit Supervisor
NOA No. 23-1114.05
Expiration Date: February 9, 2027
Approval Date: January 25, 2024



PRODUCT REVISED
as complying with the Florida Building Code
NOA-No. 23-1114.05
Expiration Date 02/09/2027
By Ishag I. Chande
Miami-Dade Product Control



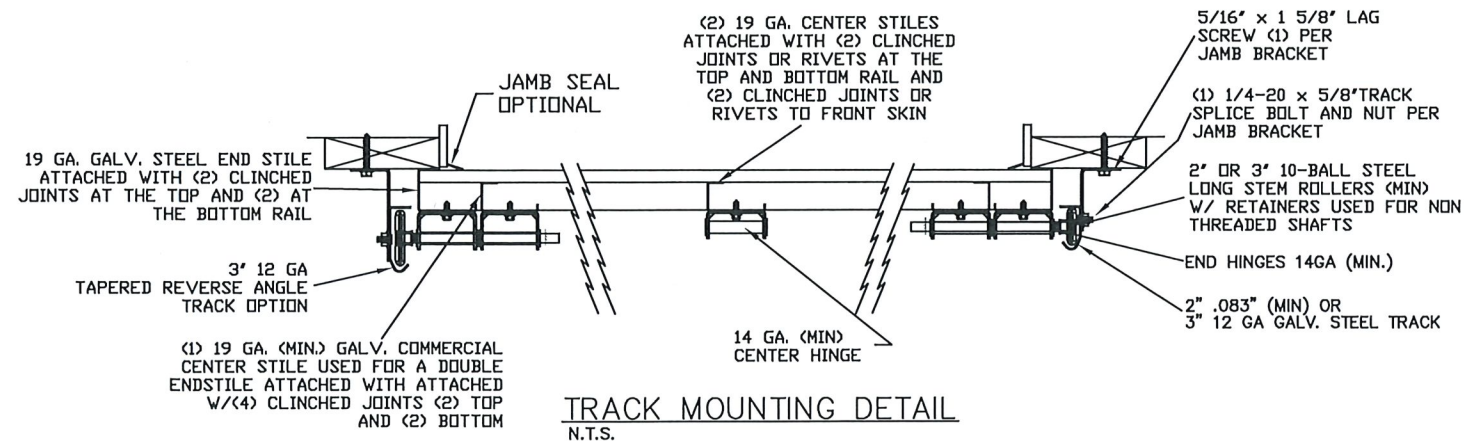
OPTIONAL EXPANDED POLYSTYRENE INSULATION WITH OR WITHOUT 25GA STEEL BACKER

25 GA (MIN.) COMMERCIAL STEEL RIBBED SECTIONS

3" 20GA. STRUT ATTACHED W/(4) 1/4" X 1" HEX HEAD SCREWS AT EACH END STILE

2" 10 BALL STEEL LONG STEM HURRICANE ROLLER W/ RETAINER USED FOR NON THREADED SHAFTS

PRODUCT RENEWED
as complying with the Florida Building Code
NOA-No. 21-0930.03
Expiration Date 02/09/2027
By RPT
Miami-Dade Product Control

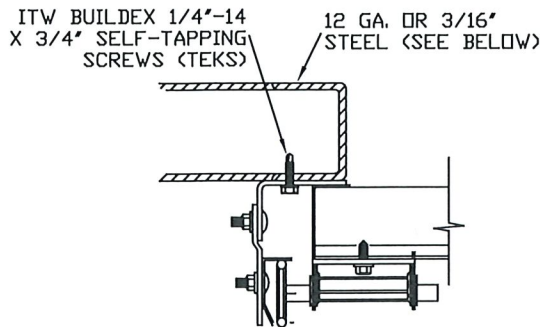


EDGE OF DOOR 1" OVERLAP ON EACH SIDE

LARGE MISSILE
IMPACT RESISTANT

REV	DESCRIPTION OF REVISIONS	DATE	BY
A			
<div> <div>MAX SIZE 10'2 x 24'</div> <div>DESIGN LOADS +54.2 PSF -63.0 PSF</div> <div>TEST LOADS +81.3 PSF -94.5 PSF</div> <div>LARGE MISSILE IMPACT RESISTANCE</div> </div> <div> <div>Thomas L. Shelmerdine, PE (FL PE #0048579) Structural Solutions, PA (FL Firm #29412)</div> <div> <div>THOMAS L. SHELMERDINE</div> <div>LICENSE</div> <div>No. 48579</div> <div>10/27/24</div> <div>STATE OF FLORIDA</div> <div>PROFESSIONAL ENGINEER</div> <div>FL</div> </div> <div>dba Structural Solutions of North Carolina, Inc. 5921-G W. Friendly Ave., Greensboro, NC 27410</div> </div>			
<div> <div>Amarr</div> <div>ENTREMATIC</div> </div> <div> <div>MODEL 2400 AMARR 2402, 2412, 2422</div> <div>MODEL 2000 AMARR 2002, 2012, 2022</div> </div>			
SIZE	DRAWN BY	RLR	DATE 6/1/16
B	CHECKED BY	RLR	DATE 6/1/16
ENTREMATIC 165 CARRIAGE COURT WINSTON-SALEM, N.C. 27105			DRAWING NUMBER IEC-2410-195-24-1
SHEET 1 OF 3			

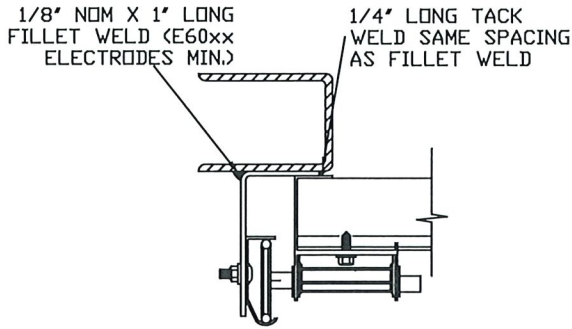
TRACK CONNECTION DIRECTLY TO STRUCTURE OPTIONS



CLIP STYLE REVERSE ANGLE MOUNT SHOWN
BRACKET, CONTINUOUS AND TAPERED ANGLE
MOUNT AVAILABLE

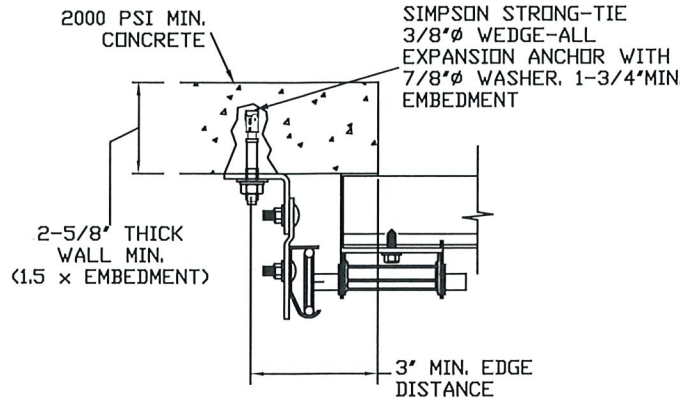
12 GA. STEEL FRAMING
232 LBS./SCREW ALLOWABLE LOAD - 6'
FROM ENDS AND 10' O.C.
REFER TO NOTES: 1, 2 AND 5

3/16" STEEL FRAMING
569 LBS./SCREW ALLOWABLE LOAD - 6'
FROM ENDS AND 24' O.C.
REFER TO NOTES: 1, 2 AND 5



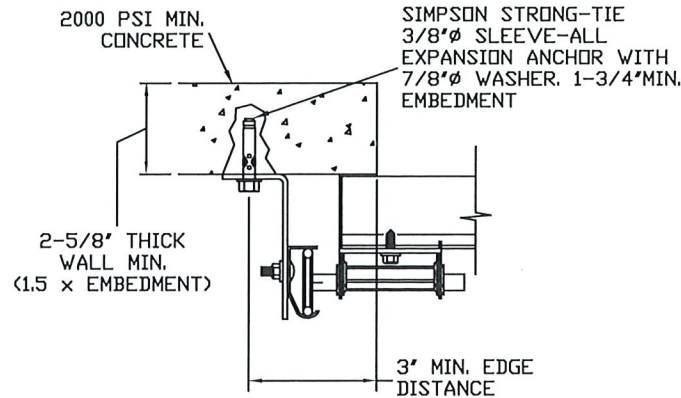
REVERSE ANGLE MOUNT SHOWN
BRACKET, CONTINUOUS AND
TAPERED ANGLE MOUNT AVAILABLE

STEEL FRAMING 12GA OR BETTER
1590 LBS./IN. ALLOWABLE LOAD -
6' FROM ENDS AND 24' O.C.
REFER TO NOTES: 1, 2, 5, 6, 7, 8
AND 9



CLIP STYLE CONTINUOUS ANGLE MOUNT SHOWN
BRACKET, REVERSE AND TAPERED ANGLE MOUNT
AVAILABLE

2000 PSI CONCRETE OR GREATER
351 LBS./EXPANSION ANCHOR ALLOWABLE LOAD -
6' FROM ENDS AND 12' O.C.
REFER TO NOTES: 1, 2, 3, 4 AND 5



CONTINUOUS ANGLE MOUNT SHOWN
BRACKET, CONTINUOUS AND TAPERED ANGLE
MOUNT AVAILABLE

2000 PSI CONCRETE OR GREATER
336 LBS./EXPANSION ANCHOR ALLOWABLE
LOAD - 6' FROM ENDS AND 12' O.C.
REFER TO NOTES: 1, 2, 3, 4 AND 5

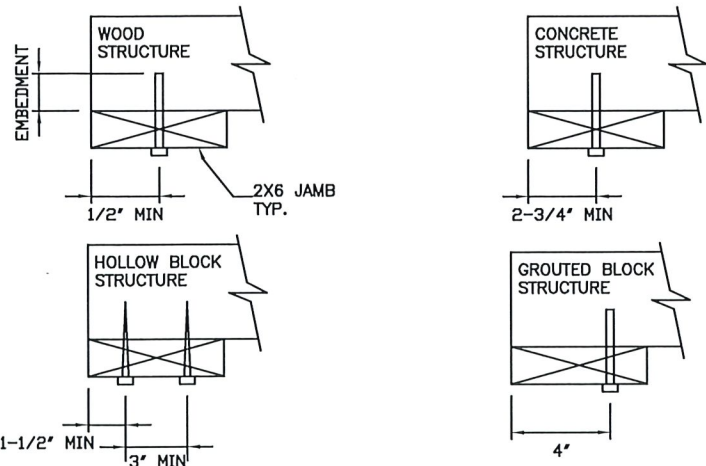
WOOD JAMB ATTACHMENT TO STRUCTURE (OPTIONAL)

2 X 6 VERTICAL JAMB ATTACHMENT TO WOOD FRAME STRUCTURE
5/16" X 3" LAG SCREWS STARTING 6" FROM ENDS
THEN 16" O.C. (1 1/2" EMBEDMENT)

2 X 6 VERTICAL JAMB ATTACHMENT TO 2,000 PSI CONCRETE
HILTI KWIK BOLT 3/8" X 4" STARTING 6" FROM ENDS
THEN 24" O.C. (2 1/2" EMBEDMENT)
HILTI SLEEVE ANCHOR 3/8" X 2-3/4" STARTING 6" FROM ENDS
THEN 16" O.C. (1 1/4" EMBEDMENT)
ITW/RAMSET REDHEAD (TRU-BOLT) 3/8" X 4" STARTING 6" FROM ENDS
THEN 24" O.C. (2 1/2" EMBEDMENT)

2 X 6 VERTICAL JAMB ATTACHMENT TO HOLLOW C-90 BLOCK
SIMPSON 1/4" X 3" TITEN SCREWS STARTING 6" FROM ENDS,
USE PAIRS OF FASTENERS (3" APART)
AT 8" O.C. (1 1/2" EMBEDMENT)
HILTI 1/4" X 2-3/4" KWIK-CON II+ SCREWS STARTING 6" FROM ENDS,
USE PAIRS OF FASTENERS (3" APART) AT 8" O.C. (1 1/4" EMBEDMENT)
2 X 6 VERTICAL JAMB ATTACHMENT TO GROUTED C-90 BLOCK (2000 PSI GROUT)
HILTI SLEEVE ANCHOR 3/8" X 2-3/4" STARTING 6" FROM ENDS
THEN 18" O.C. (1 1/4" EMBEDMENT)
(OR, USE FASTENERS FOR HOLLOW C-90 BLOCK)

*LAGS AND BOLTS CAN BE COUNTERSUNK TO PROVIDE A FLUSH MOUNTING SURFACE.
*PREPARATION OF WOOD JAMBS BY OTHERS

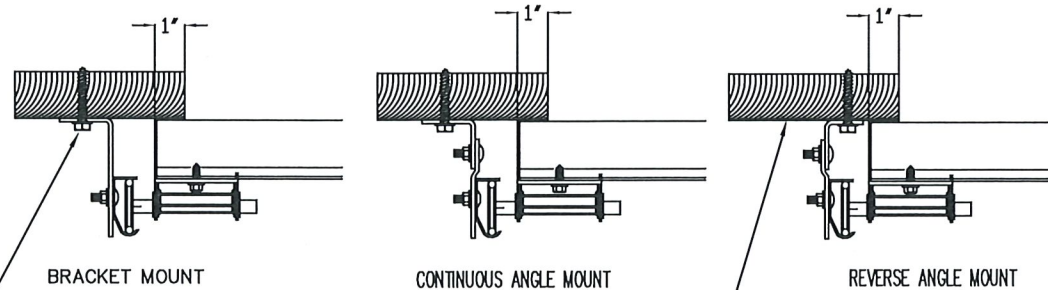


NOTES:

1. ANCHORS TO BE EVENLY SPACED BETWEEN THE HEADER AND FLOOR.
2. FIRST (BOTTOM) ANCHOR STARTING AT NO MORE THAN HALF OF THE MAXIMUM ON-CENTER DISTANCE. HIGHEST ANCHOR INSTALLED AT LEAST AS HIGH AS THE DOOR OPENING.
3. MIN. EDGE DISTANCE OF 3" REQUIRED.
4. USE WASHERS PROVIDED BY THE ANCHOR MANUFACTURER.
5. SUPPORTING STRUCTURAL ELEMENTS SHALL BE DESIGNED BY A REGISTERED PROFESSIONAL ENGINEER FOR WIND LOADS IN ADDITION TO OTHER LOADS.
6. MOST GARAGE DOOR TRACK IS GALVANIZED STEEL. USE ALL NECESSARY PRECAUTIONS WHEN WELDING GALVANIZED STEEL.
7. ALL WELDS SHOULD BE PERFORMED BY A CERTIFIED WELDER OR INSPECTED BY A CERTIFIED WELDING INSPECTOR TO VERIFY THE INTEGRITY OF THE WELD.
8. FILLET WELDS TO HAVE A STRAIGHT OR CONVEX FACE SURFACE.
9. TACK WELD TOE OF ANGLE AT SAME SPACING TO PREVENT ROTATION OF TRACK ANGLE.

TRACK CONNECTION TO WOOD JAMB OPTIONS

FOR LAG SCREWS & BRACKET SPACING SEE PAGE 3 FOR TRACK CONFIGURATION DETAIL



5/16" X 1 5/8" LAG SCREW (1)
PER JAMB BRACKET (1-1/2"
EMBEDMENT MINIMUM) (TYP.)

2x6 WOOD JAMB SYP OR SPF
(NO.2) OR BETTER (TYP.)

PRODUCT REVISED
as complying with the Florida
Building Code

NOA-No. 23-1114.05

Expiration Date 02/09/2027

By Ishag I. Chandra
Miami-Dade Product Control

PRODUCT RENEWED
as complying with the Florida
Building Code

NOA-No. 21-0930.03

Expiration Date 02/09/2027

By [Signature]
Miami-Dade Product Control

REV	DESCRIPTION OF REVISIONS	DATE	BY
A			
<div>MAX SIZE 10'2 x 24'</div> <div>DESIGN LOADS +54.2 PSF -63.0 PSF</div> <div>TEST LOADS +81.3 PSF -94.5 PSF</div> <div>LARGE MISSILE IMPACT RESISTANCE</div> <div>Thomas L. Shelmerdine, PE (FL PE #0048579) Structural Solutions, PA (FL Firm #29412)</div> <div>FL Thomas L. Shelmerdine LICENSE No. 48579 10/27/22 STATE OF FLORIDA PROFESSIONAL ENGINEER dba Structural Solutions of North Carolina, Inc. 5921-G W. Friendly Ave., Greensboro, NC 27410</div>			
<div>Amarr ENTREMATIC</div>			
MODEL 2400 AMARR 2402, 2412, 2422 MODEL 2000 AMARR 2002, 2012, 2022			
SIZE B	DRAWN BY RLR	DATE 6/1/16	DRAWING NUMBER IBC-2410-195-24-1
	CHECKED BY RLR	DATE 6/1/16	
ENTREMATIC 165 CARRIAGE COURT WINSTON-SALEM, N.C. 27105			SHEET 2 OF 3

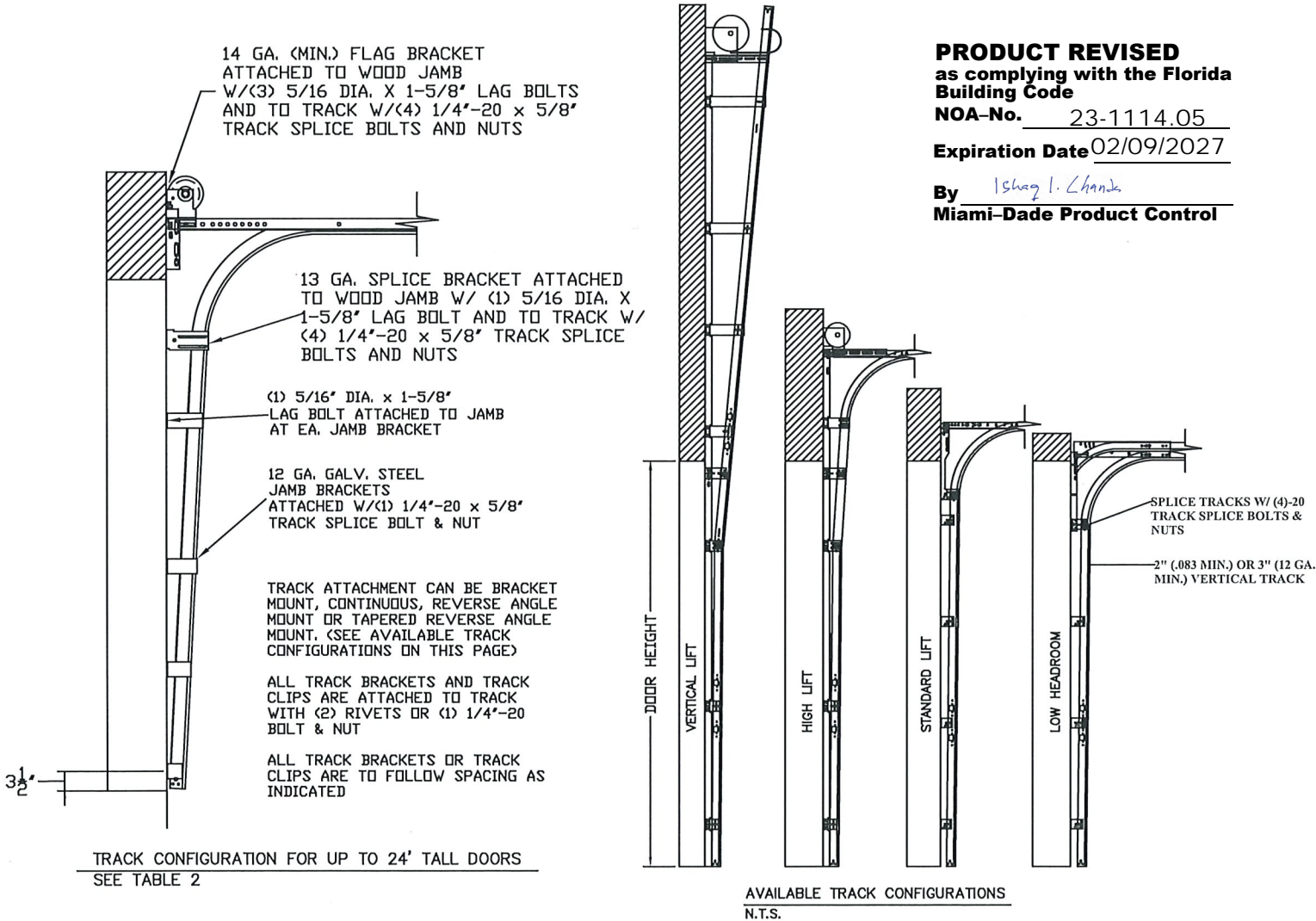
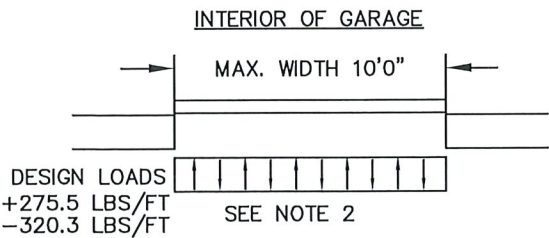
TABLE 2

DOOR HEIGHT		TRACK ATTACHMENT																								TYPICAL SPLICE
		A	B	C	D	E	F	G	H	I	J	K	L	M	N	O	P	Q	R	S	T	U	V	W		
7'	0"	3.5"	10"	22"	34"	46"	58"																		76"	
7'	6"	3.5"	10"	22"	34"	46"	58"																		82"	
8'	0"	3.5"	10"	22"	34"	46"	58"	70"																	88"	
8'	6"	3.5"	10"	22"	34"	46"	58"	70"	82"																94"	
9'	0"	3.5"	10"	22"	34"	46"	58"	70"	82"																100"	
9'	6"	3.5"	10"	22"	34"	46"	58"	70"	82"	94"															106"	
10'	0"	3.5"	10"	22"	34"	46"	58"	70"	82"	94"															112"	
11'	0"	3.5"	10"	22"	34"	46"	58"	70"	82"	94"	106"														124"	
12'	0"	3.5"	10"	22"	34"	46"	58"	70"	82"	94"	106"	118"													136"	
13'	0"	3.5"	10"	22"	34"	46"	58"	70"	82"	94"	106"	118"	130"												148"	
14'	0"	3.5"	10"	22"	34"	46"	58"	70"	82"	94"	106"	118"	130"	142"											160"	
15'	0"	3.5"	10"	22"	34"	46"	58"	70"	82"	94"	106"	118"	130"	142"	154"										172"	
16'	0"	3.5"	10"	22"	34"	46"	58"	70"	82"	94"	106"	118"	130"	142"	154"	166"									184"	
17'	0"	3.5"	10"	22"	34"	46"	58"	70"	82"	94"	106"	118"	130"	142"	154"	166"	178"								196"	
18'	0"	3.5"	10"	22"	34"	46"	58"	70"	82"	94"	106"	118"	130"	142"	154"	166"	178"	190"							208"	
19'	0"	3.5"	10"	22"	34"	46"	58"	70"	82"	94"	106"	118"	130"	142"	154"	166"	178"	190"	202"						220"	
20'	0"	3.5"	10"	22"	34"	46"	58"	70"	82"	94"	106"	118"	130"	142"	154"	166"	178"	190"	202"	214"					232"	
21'	0"	3.5"	10"	22"	34"	46"	58"	70"	82"	94"	106"	118"	130"	142"	154"	166"	178"	190"	202"	214"	226"				244"	
22'	0"	3.5"	10"	22"	34"	46"	58"	70"	82"	94"	106"	118"	130"	142"	154"	166"	178"	190"	202"	214"	226"	238"			256"	
23'	0"	3.5"	10"	22"	34"	46"	58"	70"	82"	94"	106"	118"	130"	142"	154"	166"	178"	190"	202"	214"	226"	238"	250"		268"	
24'	0"	3.5"	10"	22"	34"	46"	58"	70"	82"	94"	106"	118"	130"	142"	154"	166"	178"	190"	202"	214"	226"	238"	250"	262"	280"	

ALL TRACK ATTACHMENTS +/- 2" ALLOWED USING SYP OR SPF NO.2 OR BETTER ONLY

SPECIFICATIONS AND NOTES

- ALL THE LOAD FROM THE DOOR IS TRANSFERRED TO THE VERTICAL TRACK, FROM THE TRACK THE LOAD IS TRANSFERRED TO THE VERTICAL JAMBS. THE HORIZONTAL JAMB OR HEADER RECEIVES NO PORTION OF THE LOAD TRANSFERRED FROM THE DOOR.
- EACH VERTICAL JAMBS RECEIVES MAXIMUM DESIGN LOADS OF: +275.5 LBS/FT & -320.3 LBS/FT
- DOOR AND HARDWARE WILL BE DESIGNED, MANUFACTURED AND INSTALLED WITH STANDARDS AS SET FORTH BY DASMA.
- DOOR SECTIONS SHALL BE 24 GA. (.022) MIN. EXTERIOR SKIN ROLLED FORMED, W/ PREPAINTED STEEL FINISH
- DOORS UP TO 24'0" HIGH HAVE (1) 4.5" 20GA R-TRUSS PER SECTION AND (1) 3" 20GA R-TRUSS ON THE BOTTOM SECTION
- SUPPORTING STRUCTURAL ELEMENTS SHALL BE DESIGNED BY A REGISTERED PROFESSIONAL ENGINEER FOR WIND LOADS INDICATED ON THIS DRAWING IN ADDITION TO OTHER LOADINGS.
- THIS APPROVAL REQUIRES THE MANUFACTURER TO DO TESTING OF ALL COILS USED TO FABRICATE DOOR PANELS UNDER THIS NOTICE OF ACCEPTANCE. A MINIMUM OF 2 SPECIMENS SHALL BE CUT FROM EACH COIL AND TENSILE TESTED ACCORDING TO ASTM E-8 BY A DADE COUNTY APPROVED LAB SELECTED AND PAID BY THE MANUFACTURER. EVERY 3 MONTHS, 4 TIMES A YEAR, THE MANUFACTURER SHALL MAIL TO THIS OFFICE: A COPY OF THE TEST REPORTS WITH CONFIRMATION THAT THE SPECIMENS WERE SELECTED FROM COILS AT THE MANUFACTURER PRODUCTION FACILITIES. AND A NOTARIZED STATEMENT FROM THE MANUFACTURER THAT ONLY COILS WITH YIELD STRENGTH OF 49,000 PSI OR MORE SHALL BE USED TO MAKE DOOR PANELS FOR DADE COUNTY UNDER THIS NOTICE OF ACCEPTANCE.



PRODUCT REVISED
as complying with the Florida
Building Code
NOA-No. 23-1114.05
Expiration Date 02/09/2027
By Ishag I. Chande
Miami-Dade Product Control

PRODUCT RENEWED
as complying with the Florida
Building Code
NOA-No. 21-0930.03
Expiration Date 02/09/2027
By [Signature]
Miami-Dade Product Control

REV	DESCRIPTION OF REVISIONS	DATE	BY
A			

MAX SIZE
10'2 x 24'

DESIGN LOADS
+54.2 PSF
-63.0 PSF

TEST LOADS
+81.3 PSF
-94.5 PSF

LARGE MISSLE
IMPACT
RESISTANCE

Thomas L. Shelmerdine, PE (FL PE #0048579)
Structural Solutions, PA (FL Firm #29412)

FL

Thomas L. Shelmerdine
LICENSE
No. 48579
10/27/21
STATE OF
FLORIDA
PROFESSIONAL ENGINEER

dba Structural Solutions of North Carolina, Inc.
5921-G W. Friendly Ave., Greensboro, NC 27410

Amarr
ENTRE/MATIC

MODEL 2400 AMARR 2402, 2412, 2422
MODEL 2000 AMARR 2002, 2012, 2022

SIZE	DRAWN BY	RLR	DATE	6/1/16	DRAWING NUMBER
B	CHECKED BY	RLR	DATE	6/1/16	IBC-2410-195-24-I

ENTRE/MATIC
165 CARRIAGE COURT WINSTON-SALEM, N.C. 27105

SHEET 3 OF 3