



DEPARTMENT OF REGULATORY AND ECONOMIC RESOURCES (RER)
BOARD AND CODE ADMINISTRATION DIVISION
NOTICE OF ACCEPTANCE (NOA)

MIAMI-DADE COUNTY
PRODUCT CONTROL SECTION
11805 SW 26 Street, Room 208
Miami, Florida 33175-2474
T (786) 315-2590 F (786) 315-2599
www.miamidade.gov/economy

Ruskin Company
3900 Dr. Greaves Road
Grandview, MO 64030

SCOPE: This NOA is being issued under the applicable rules and regulations governing the use of construction materials. The documentation submitted has been reviewed and accepted by Miami-Dade County RER-Product Control Section to be used in Miami Dade County and other areas where allowed by the Authority Having Jurisdiction (AHJ).

This NOA shall not be valid after the expiration date stated below. The Miami-Dade County Product Control Section (In Miami Dade County) and/or the AHJ (in areas other than Miami Dade County) reserve the right to have this product or material tested for quality assurance purposes. If this product or material fails to perform in the accepted manner, the manufacturer will incur the expense of such testing and the AHJ may immediately revoke, modify, or suspend the use of such product or material within their jurisdiction. RER reserves the right to revoke this acceptance if it is determined by Miami-Dade County Product Control Section that this product or material fails to meet the requirements of the applicable building code.

This product is approved as described herein and has been designed to comply with the Florida Building Code, including the High Velocity Hurricane Zone.

DESCRIPTION: Model EME420MD Aluminum Louver

APPROVAL DOCUMENT: Drawing No. **60-022285-00D**, titled "EME420MD", sheets 1 through 23 of 23, with revision E dated 05/25/2023, prepared by Ruskin Company, signed and sealed by Jeffrey Devon Smith, P.E. on 01/04/2024, bearing the Miami-Dade County Product Control renewal stamp with the Notice of Acceptance number and expiration date by the Miami-Dade County Product Control Section.

MISSILE IMPACT RATING: Large and Small Missile Impact Resistant

LABELING: Each unit shall bear a permanent label with the manufacturer's name or logo, Geneva, AL and Juarez, Mexico, model/series, and following statement: "Miami-Dade County Product Control Approved", unless otherwise noted herein.

RENEWAL of this NOA shall be considered after a renewal application has been filed and there has been no change in the applicable building code negatively affecting the performance of this product.

TERMINATION of this NOA will occur after the expiration date or if there has been a revision or change in the materials, use, and/or manufacture of the product or process. Misuse of this NOA as an endorsement of any product, for sales, advertising or any other purposes shall automatically terminate this NOA. Failure to comply with any section of this NOA shall be cause for termination and removal of NOA.

ADVERTISEMENT: The NOA number preceded by the words Miami-Dade County, Florida, and followed by the expiration date may be displayed in advertising literature. If any portion of the NOA is displayed, then it shall be done in its entirety.

INSPECTION: A copy of this entire NOA shall be provided to the user by the manufacturer or its distributors and shall be available for inspection at the job site at the request of the Building Official.

This NOA **revises and renews** NOA # **22-1227.01** and consists of this page 1 and evidence pages E-1 and E-2, as well as approval document mentioned above.

The submitted documentation was reviewed by **Sifang Zhao, P.E.**



S.Z.
02/15/2024

NOA No. 23-1116.12
Expiration Date: February 14, 2029
Approval Date: February 15, 2024
Page 1

Ruskin Company

NOTICE OF ACCEPTANCE: EVIDENCE SUBMITTED

A. DRAWINGS

1. Drawing No. **60-022285-00D**, titled “EME420MD”, sheets 1 through 23 of 23, with revision E dated 05/25/2023, prepared by Ruskin Company, signed and sealed by Jeffrey Devon Smith, P.E. on 01/04/2024.
“*Submittal under NOA # 23-1116.12*”

B. TESTS “Submitted under NOA # 12-0907.03”

1. Test report on 1) Uniform Static Air Pressure Test, Loading per FBC TAS 202-94
2) Large Missile Impact Test per FBC, TAS 201-94
3) Cyclic Wind Pressure Loading per FBC, TAS 203-94
along with marked-up drawings and installation diagram of Model EME420MD (Assembly A) Aluminum Louvers, prepared by National Certified Testing Laboratories, Report No. **210-3792-1**, dated 05/23/2012, revised on 11/29/2012, signed and sealed by Gerard J. Ferrara, P.E.
2. Test report on 1) Uniform Static Air Pressure Test, Loading per FBC TAS 202-94
2) Large Missile Impact Test per FBC, TAS 201-94
3) Cyclic Wind Pressure Loading per FBC, TAS 203-94
along with marked-up drawings and installation diagram of Model EME420MD (Assembly B) Aluminum Louvers, prepared by National Certified Testing Laboratories, Report No. **210-3782-1**, dated 05/23/2012, revised on 11/29/2012, signed and sealed by Gerard J. Ferrara, P.E.
3. Test report on 1) Uniform Static Air Pressure Test, Loading per FBC TAS 202-94
2) Large Missile Impact Test per FBC, TAS 201-94
3) Cyclic Wind Pressure Loading per FBC, TAS 203-94
along with marked-up drawings and installation diagram of Model EME420MD (Assembly C) Aluminum Louvers, prepared by National Certified Testing Laboratories, Report No. **210-3784-1**, dated 05/23/2012, revised on 11/29/2012, signed and sealed by Gerard J. Ferrara, P.E.
4. Test report on 1) Uniform Static Air Pressure Test, Loading per FBC TAS 202-94
2) Large Missile Impact Test per FBC, TAS 201-94
3) Cyclic Wind Pressure Loading per FBC, TAS 203-94
along with marked-up drawings and installation diagram of Model EME420MD (Assembly D) Aluminum Louvers, prepared by National Certified Testing Laboratories, Report No. **210-3790-1**, dated 05/23/2012, revised on 11/29/2012, signed and sealed by Gerard J. Ferrara, P.E.
5. Test report on 1) Uniform Static Air Pressure Test, Loading per FBC TAS 202-94
2) Large Missile Impact Test per FBC, TAS 201-94
3) Cyclic Wind Pressure Loading per FBC, TAS 203-94
along with marked-up drawings and installation diagram of Model EME420MD (Assembly E) Aluminum Louvers, prepared by National Certified Testing Laboratories, Report No. **210-3785-1**, dated 05/23/2012, revised on 11/29/2012, signed and sealed by Gerard J. Ferrara, P.E.
6. Test report on 1) Uniform Static Air Pressure Test, Loading per FBC TAS 202-94
2) Large Missile Impact Test per FBC, TAS 201-94
3) Cyclic Wind Pressure Loading per FBC, TAS 203-94
along with marked-up drawings and installation diagram of Model EME420MD (Assembly F) Aluminum Louvers, prepared by National Certified Testing Laboratories, Report No. **210-3784-3**, dated 05/23/2012, revised on 11/29/2012, signed and sealed by Gerard J. Ferrara, P.E.



Sifang Zhao, P.E.
Product Control Examiner
NOA No. 23-1116.12

Expiration Date: February 14, 2029
Approval Date: February 15, 2024

Ruskin Company

NOTICE OF ACCEPTANCE: EVIDENCE SUBMITTED

B. TESTS (continued)

“Submitted under NOA # 23-1116.12”

7. Test report on 1) Uniform Static Air Pressure Test, Loading per FBC TAS 202-94
2) Large Missile Impact Test per FBC, TAS 201-94
3) Cyclic Wind Pressure Loading per FBC, TAS 203-94
along with marked-up drawings and installation diagram of Model EME420MD
(Assembly A) Aluminum Louvers, prepared by National Certified Testing
Laboratories, Report No. **P5621.01-801-18R0**, dated 03/01/2023, signed and sealed by
Tyler Westerling, P.E.

C. CALCULATIONS

1. Louver wind load review prepared by Ruskin Company, dated 09/25/2020, signed and
sealed by Melissa M. Massar, P.E. *“Submittal under NOA # 20-1015.08”*

D. QUALITY ASSURANCE

1. Miami-Dade Department of Regulatory and Economic Resources (RER)

E. MATERIAL CERTIFICATIONS

1. None.

F. STATEMENTS

1. Distributor agreement dated 09/22/2016.
2. Statement letter of code conformance to 2010 FBC and of no financial interest, issued
by Ruskin Company, dated 08/17/2012, signed and sealed by Daniel J. Rau, P.E.
“Submitted under NOA # 12-0907.03”
3. Statement letter of code conformance to the **5th edition** (2014) FBC issued by Ruskin
Company, dated 09/08/2015, signed and sealed by Chelsea GQ Welch, P.E.
“Submittal under NOA # 15-0923.06”
4. Statement letter of code conformance to the **6th edition** (2017) FBC and of no
financial interest issued by Ruskin Company, dated 10/31/2017, signed and sealed by
Theodore Berman, P.E. *“Submitted under NOA # 17-1214.16”*
5. Statement letter of code conformance to **7th edition** (2020) of the FBC, prepared by
Ruskin Company, dated 09/25/2020, signed and sealed by Melissa M. Massar, P.E.
“Submittal under NOA # 20-1015.08”
6. Statement letter of code conformance to the **8th Edition** (2023) of the FBC and of no
financial interest, issued by Ruskin Company, dated 10/30/2023, signed and sealed by
Jeffrey Devon Smith, P.E.

G. OTHER

1. This NOA **revises and renews NOA # 22-1227.01.**



Sifang Zhao, P.E.
Product Control Examiner
NOA No. 23-1116.12
Expiration Date: February 14, 2029
Approval Date: February 15, 2024

PARTS LIST FOR STANDARD CONSTRUCTION			
ITEM #	DESCRIPTION	MATERIAL	ALLOY
1	HEAD & SILL FRAME	0.080" THK. EXTRUDED ALUM.	6063-T6
2	JAMB FRAME	0.060" THK. EXTRUDED ALUM.	6063-T6
3	BLADE	0.063" THK. EXTRUDED ALUM.	6063-T6
4	BLADE BRACE	0.070" THK. EXTRUDED ALUM.	6063-T6
5	H.V.B.S STRAP	0.125" THK. EXTRUDED ALUM.	6063-T6
6	SCR 8-18 X 3/4 HWH AB W/SEAL WASHER	410 SS/ZINC COATED	-
7	SCR 8-18 X 3/4 HWH AB W/SEAL WASHER	410 SS/ZINC COATED	-

MULTI SECTION CONNECTION PARTS			
ITEM #	DESCRIPTION	MATERIAL	ALLOY
8	MULLION SUPPORT ANGLE	0.125" THK EXTRUDED ALUM	6063-T6

INSTALLATION PARTS			
ITEM #	DESCRIPTION	MATERIAL	ALLOY
9	ATTACHMENT ANGLE, CONT.	0.250" THK EXTRUDED ALUM.	6063-T6
10	CLIP ANGLE - FORMED, CONT.	0.250" THK FORMED ALUM.	3003-H14
11	STRUCTURAL ATTACHMENT ANGLE, CONT.	0.375" THK EXTRUDED ALUM.	6063-T6
12	ATTACHMENT ANGLE, 20" LG.	0.500" THK A36 STL	-
13	MULLION SUPPORT ATTACHMENT ANGLE 8" LG.	0.250" THK EXTRUDED ALUM.	6063-T6
14	MULLION SUPPORT ATTACHMENT ANGLE 6" LG.	0.250" THK EXTRUDED ALUM.	6063-T6
15	MULLION SUPPORT ATTACHMENT ANGLE 4" LG.	0.250" THK EXTRUDED ALUM.	6063-T6
16	TEK SCREW #10-16 X 1.500" LG. HWH SDS	410SS/ZINC COATED GR.2. STEEL	-
17	TEK SCREW #10-16 X 1.000" LG. HWH SDS	410SS/ZINC COATED GR.2. STEEL	-
18	TEKSCR 1/4 -20 X 1.500" LG HWH SDS	410SS/ZINC COATED GR.2. STEEL	-
19	TEKSCR 1/4 -20 X 1.000" LG HWH SDS	410SS/ZINC COATED GR.2. STEEL	-
20	5/8-11 X 1.500" LG A307 GRADE A HHB W/ WASHER & LOCKNUT	ZINC PLATED STEEL	-
20 A	3/8-16 X 1.500" LG A307 GRADE A HHB W/ WASHER & LOCKNUT	ZINC PLATED STEEL	-
21	SUBSTRATE FASTENER (BY OTHERS)	VARIES (REF TABLE 02/19)	-

UNIVERSAL SLEEVE PARTS			
ITEM #	DESCRIPTION	MATERIAL	ALLOY
22	HEAD & SILL FRAME W/INTEGRAL FLANGE	.080" THK EXTRUDED ALUM.	6063-T6
23	JAMB FRAME W/INTEGRAL FLANGE	.080" THK EXTRUDED ALUM.	6063-T6
24	FRONT FLANGE UNIVERSAL SLEEVE	.250" THK FORMED ALUM.	3003-H14
25	CONT. RETAINING ANGLE	.250" THK EXTRUDED ALUM.	6063-T6
26	SCREW 1/4-20 X 1.000" LG. HWH SDS	410SS/ZINC COATED	-

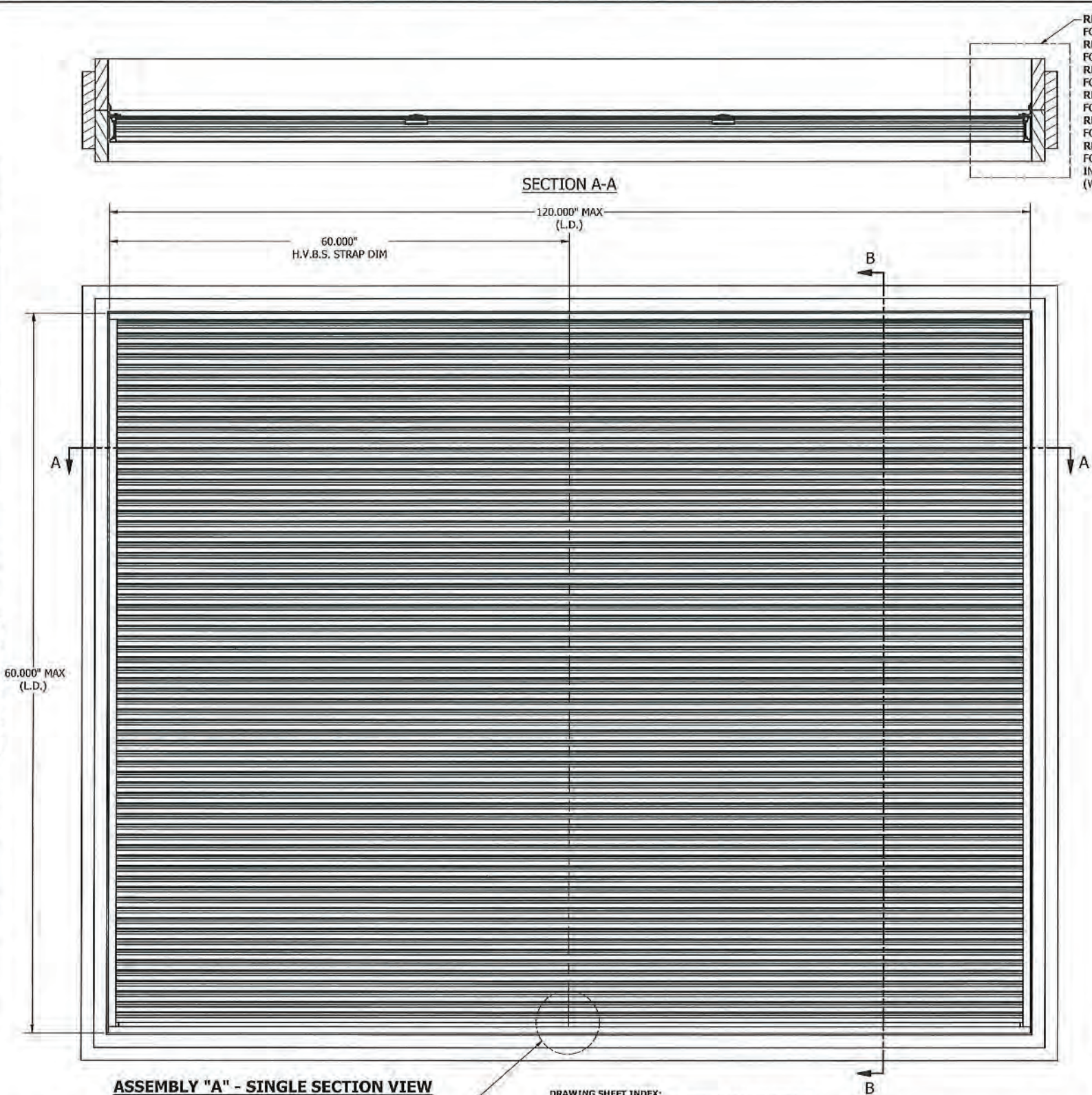
MULLION SUPPORT OPTIONS BASED ON SECTION HEIGHT				
ITEM #	DESCRIPTION	LOUVER HEIGHT RANGE	MATERIAL	ALLOY
27	4" X 8" TUBE	GREATER THAN 134" TO 144"	.250" EXTRUDED ALUM	6063-T6
28	2" X 8" TUBE	GREATER THAN 117" TO 134"	.250" EXTRUDED ALUM	6063-T6
29	2" X 8" TUBE	GREATER THAN 102" TO 117"	.125" EXTRUDED ALUM	6063-T6
30	2" X 6" TUBE	GREATER THAN 84" TO 102"	.125" EXTRUDED ALUM	6063-T6
31	2" X 4" TUBE	GREATER THAN 70" TO 84"	.125" EXTRUDED ALUM	6063-T6
32	J SHAPE	GREATER THAN 45" TO 70"	.094" EXTRUDED ALUM	6063-T6

CIRCULAR SHAPE LOUVER PARTS/INSTALLTIONS			
ITEM #	DESCRIPTION	MATERIAL	ALLOY
33	I SHAPE FRAME	0.080" THK. EXTRUDED ALUMINIUM	6063-T4
34	6" ATTACHMENT ANGLE	0.250" THK. EXTRUDED ALUMINIUM	6063-T6
35	6" REINFORCING ANGLE	0.125" THK FORMED ALUMINIUM	5005-H34
36	2" ATTACHMENT ANGLE	0.250" THK. EXTRUDED ALUMINIUM	6063-T6
37	2" REINFORCING ANGLE	0.125" THK FORMED ALUMINIUM	5005-H34
38	STRAP SPLICE PLATE	0.125" THK FORMED ALUMINIUM	5005-H34

REVERSE ANGLE INSTALLTION OPTIONS			
ITEM#	DESCRIPTION	MATERIAL	ALLOY
39	CONTINUOUS ATTACHMENT ANGLE, REVERSE DIR.	.250" THK.EXT. ALUM	6063-T6
40	6" LG. ATTACHMENT ANGLE, REVERSE DIR.	.250" THK.EXT. ALUM	6063-T6
41	2" LG. ATTACHMENT ANGLE, REVERSE DIR.	.250" THK.EXT. ALUM	6063-T6
42	SUBSTRATE FASTENER, REVERSE ANGLE - BY OTHERS	REF TABLE 01/03	-

NOTES

- THE EME420MD HAS BEEN TESTED IN ACCORDANCE WITH FLORIDA PROTOCOLS TAS-201,202 & 203 FOR LARGE MISSILE IMPACT, UNIFORM PRESSURE AND CYCLIC WIND PRESSURE.
- THIS LOUVER SYSTEM IS APPROVED FOR APPLICATIONS WITH DESIGN PRESSURES OF ± 120 PSF OR LESS.
- THIS LOUVER SYSTEM IS TO BE INSTALLED IN LOCATIONS WHERE THE ROOM BEHIND THE LOUVER IS DESIGNED TO DRAIN WATER PENETRATING INTO THE ROOM AND THE ROOM WILL HOUSE WATER RESISTANT / WATER PROOF EQUIPMENT, COMPONENTS OR SUPPLIES.
- THIS LOUVER SYSTEM IS NON-BEARING AND IS NOT DESIGNED TO WITHSTAND BUILDING DEAD LOADS.
- IT SHALL BE THE RESPONSIBILITY OF PERMIT HOLDER/BUILDING DESIGN ENGINEER OF RECORD TO VERIFY THE STRUCTURAL INTEGRITY OF THE STRUCTURE TO SUPPORT THE LOADS IMPOSED BY THIS LOUVER SYSTEM.
- MAXIMUM SINGLE SECTION SIZE : **87 15/16" WIDE X 144" HIGH OR 120" WIDE X 60" HIGH.**
- MAXIMUM ASSEMBLED LOUVER SIZE : **UNLIMITED WIDE X 144" HIGH** W/SECTION MULLIONS AT **87 7/8"** (TRAPEZOIDS ALLOWED).
- 120" WIDE X UNLIMITED HEIGHT** W/ SECTION MULLIONS AT **60"** HEIGHT
- SECTIONS OR ASSEMBLIES MAY BE STACKED VERTICALLY PROVIDED SUITABLE STRUCTURAL SUPPORT IS DESIGNED AND INSTALLED BY OTHERS TO SUPPORT ALL LOADS TRANSFERRED FROM THE LOUVER.
- ALL CMU BLOCKS MUST BE GROUT FILLED. MIN. PRISM STRENGTH OF 1500 PSI AT TIME OF INSTALLATION. CMU BLOCKS MUST BE MIN. TYPE 1, GRADE N, LIGHT MEDIUM OR NORMAL WEIGHT PER ASTM C90. GROUT AND MORTAR MUST COMPLY WITH FLORIDA BUILDING CODE.
- PART NUMBERS WITH SQUARE BALLOONS ARE "SHIPPED LOOSE PARTS".
- ALL FASTENERS SHALL BE CORROSION RESISTANT.



ASSEMBLY "A" - SINGLE SECTION VIEW
MAX. SHIP SECTION : 120" W X 60" H

2"x1/8" THICK CONT. ALUM FLAT STRAP (ITEM #5)
WELDED TO HEAD/SILL & ALSO AT EACH BLADE BRACE

DRAWING SHEET INDEX:

- SHEET 01 - NOTES, PARTS LIST, DRAWING INDEX, ASSEMBLY "A"
SHEET 02 - ASSEMBLY "A", "B", "C" & "D" - JAMB INSTALL DETAILS (ALL SUBSTRATES)
SHEET 03 - ASSEMBLY "A", "B", "C" & "D" - REVERSE ANGLE INSTALL DETAILS & COUNTERSUNK WALL FASTENER TABLE (ALL SUBSTRATES)
SHEET 04 - ASSEMBLY "B" - BASIC ASSEMBLY
SHEET 05 - ASSEMBLY "C" - BASIC ASSEMBLY
SHEET 06 - ASSEMBLY "B" & "C" - MULLION SUPPORT CONNECTION @ HEAD/SILL (ALL SUBSTRATE)
SHEET 07 - ASSEMBLY "B" & "C" - VISIBLE MULLION CONNECTION FOR 8" DEEP MULLION SUPPORT (WOOD, STEEL & CONCRETE SUBSTRATES)
SHEET 08 - ASSEMBLY "B" & "C" - VISIBLE MULLION CONNECTION FOR 8" DEEP MULLION SUPPORT (CMU SUBSTRATE & UNIVERSAL SLEEVE)
SHEET 09 - ASSEMBLY "B" & "C" - VISIBLE MULLION CONNECTION FOR 6" DEEP MULLION SUPPORT (WOOD, STEEL & CONCRETE SUBSTRATES)
SHEET 10 - ASSEMBLY "B" & "C" - VISIBLE MULLION CONNECTION FOR 6" DEEP MULLION SUPPORT (CMU SUBSTRATE & UNIVERSAL SLEEVE)
SHEET 11 - ASSEMBLY "B" & "C" - VISIBLE MULLION CONNECTION FOR 4" DEEP MULLION SUPPORT (WOOD, STEEL & CONCRETE SUBSTRATES)
SHEET 12 - ASSEMBLY "B" & "C" - VISIBLE MULLION CONNECTION FOR 4" DEEP MULLION SUPPORT (CMU SUBSTRATE & UNIVERSAL SLEEVE)
SHEET 13 - ASSEMBLY "D"
SHEET 14 - ASSEMBLY "E"
SHEET 15 - ASSEMBLY "E" INSTALL
SHEET 16 - ASSEMBLY "E" REVERSE ANGLE INSTALL (ALL SUBSTRATES)
SHEET 17 - ASSEMBLY "F"
SHEET 18 - ASSEMBLY "F" INSTALL & REVERSE ANGLE INSTALL (ALL SUBSTRATES)
SHEET 19 - SUBSTRATE FASTENER TABLE, PARTS (ITEMS 1 THRU 8)
SHEET 20 - PARTS (ITEMS 9 THRU 14)
SHEET 21 - PARTS (ITEMS 15 THRU 30)
SHEET 22 - PARTS (ITEMS 31 THRU 37)
SHEET 23 - PARTS (ITEM 38 & 39)

- REF DETAIL A/02
FOR JAMB CONNECTION DETAIL (WOOD)
REF DETAIL B/02
FOR JAMB CONNECTION DETAIL (STEEL)
REF DETAIL C/02
FOR JAMB CONNECTION DETAIL (CONCRETE)
REF DETAIL D/02
FOR JAMB CONNECTION DETAIL (CMU)
REF DETAIL F/02
FOR JAMB CONNECTION DETAIL (UNIVERSAL SLEEVE)
REF DETAIL G,H,I/J/03
FOR JAMB CONNECTION DETAIL
IN REVERSE DIRECTION
(WOOD,STEEL,CONCRETE)

ABBREVIATIONS:

- CONT. - CONTINUOUS
C-C - CENTER TO CENTER
D - SUBSTRATE DEPTH
DIM. - DIMENSION
FLG. - FLANGE
HDG. - HOT DIPPED GALVANIZED
H.V.B.S. - HIDDEN VERTICLE BLADE
SUPPORT
H.H.B.S. - HIDDEN HORIZONTAL BLADE
SUPPORT
HWH - HEX WASHER HEAD
L.D. - LOUVER DIMENSION
MAX. - MAXIMUM
MIN. - MINIMUM
NOM. - NOMINAL
N.T.E. - NOT TO EXCEED
N.T.S. - NOT TO SCALE
O/C - ON CENTER
OPP. - OPPOSITE
R.O. - ROUGH OPENING
REF. - REFERENCE
S.S. - SHIP SECTION
S.S.D. - SHIP SECTION DIMENSION
S.D.S. - SELF DRILLING SCREW
SIM. - SIMILAR
STL - STEEL
SUB. - SUBSTRATE
TYP. - TYPICAL
U.N.O. - UNLESS NOTED OTHERWISE

PRODUCT REVISED
as complying with the Florida
Building Code
NOA-No. 23-1116.12

Expiration Date 02/14/2029

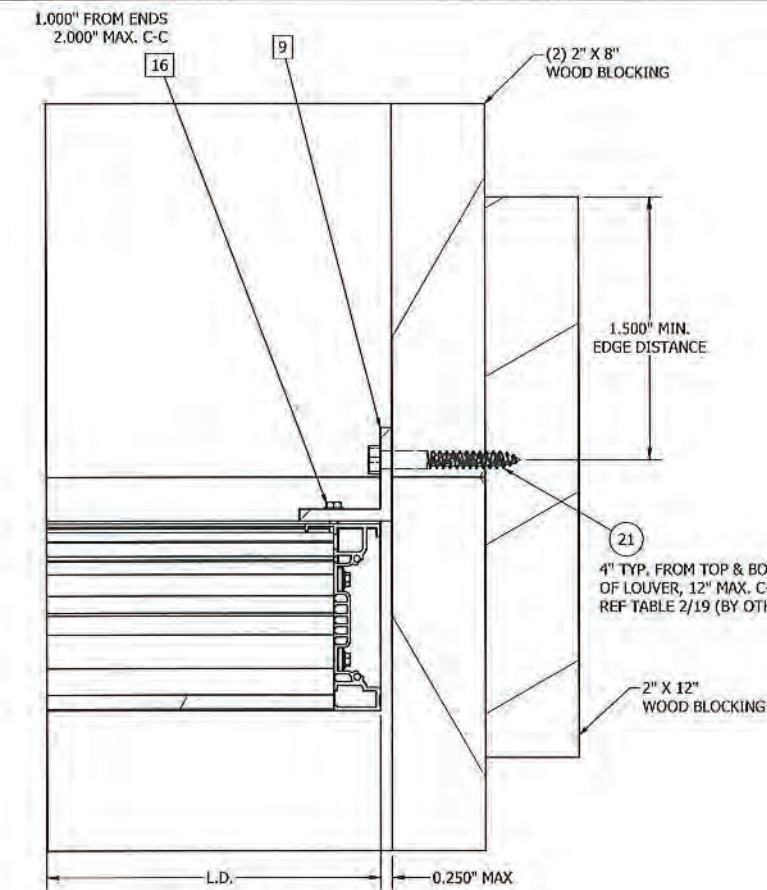
By 
Miami-Dade Product Control



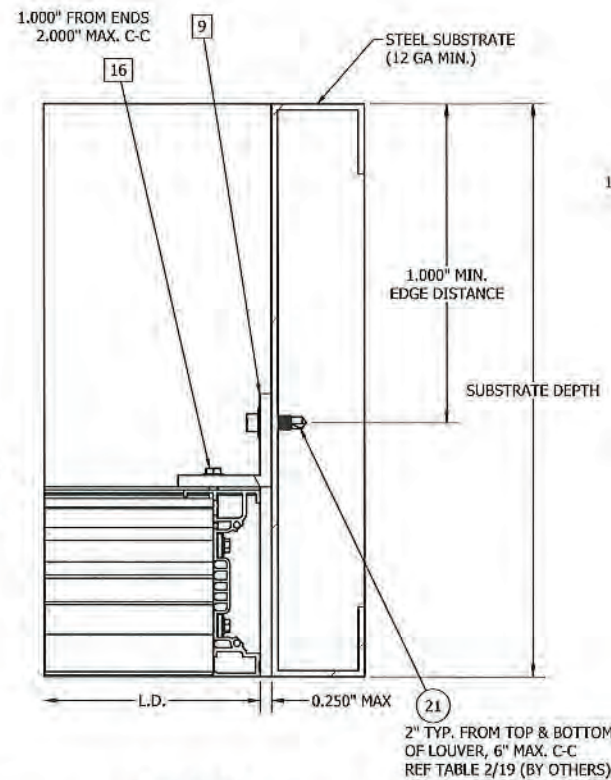
JEFFREY D. SMITH, P.E.
NO. 91182

SECTION B-B

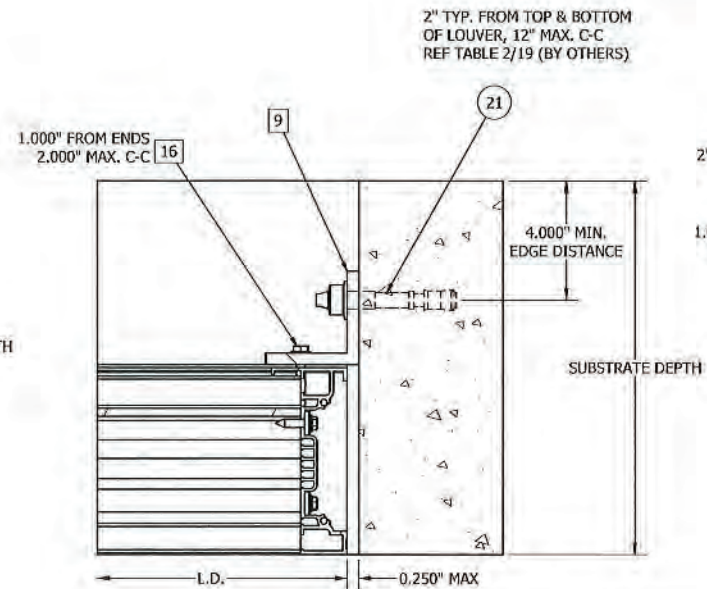
ASSY "A" CHANGED TO 120" X 60", REMOVED HEAD & SILL CONNECTION, MULLION SUPPORT E CHANGED TO TUBE FROM C CHANNEL, REMOVED 104" CIRCULAR LOUVER, REVISED COUNTERSUNK & WALL FASTENER TABLE		VDP	JDS	MA		
REV	DESCRIPTION	DES	CHK	APVD	ECN	DATE
AUTHOR	VDP	5/25/2023				
CHECKED	JDS					
APPROVED	MA					
PART #						
MATERIAL	ALUMINUM					
SIZE	D					
THIRD ANGLE						
DWG NO	60-022285-00D					
REV	E					
SCALE	NTS					
DIMENSIONS ARE IN INCHES						
SHEET 1 OF 23						



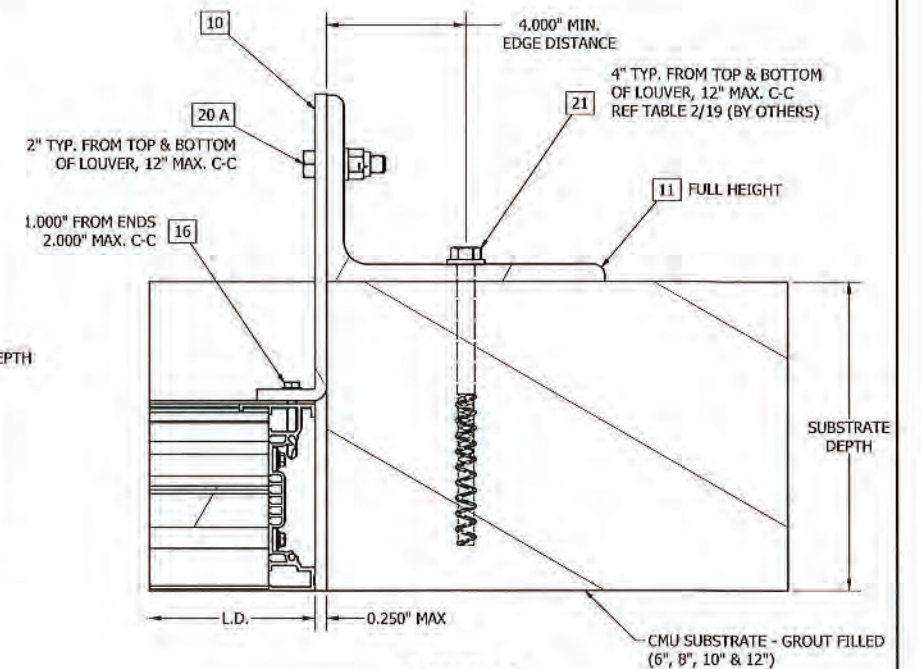
DETAIL A
ASSEMBLY 'A', 'B', 'C' & 'D' - JAMB CONNECTION
(WOOD SUBSTRATE)



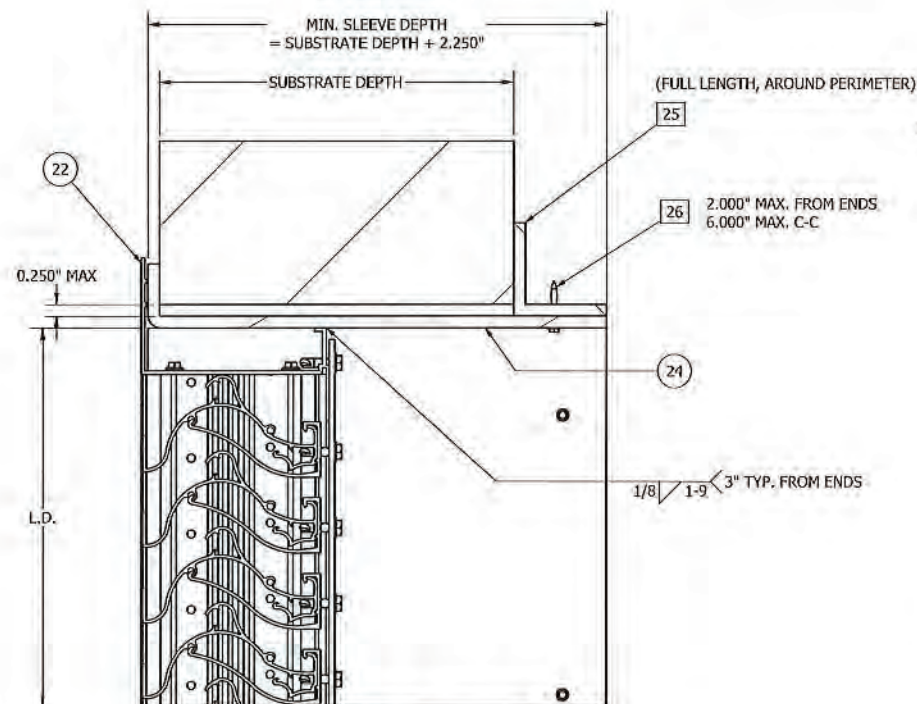
DETAIL B
ASSEMBLY 'A', 'B', 'C' & 'D' - JAMB CONNECTION
(STEEL SUBSTRATE)



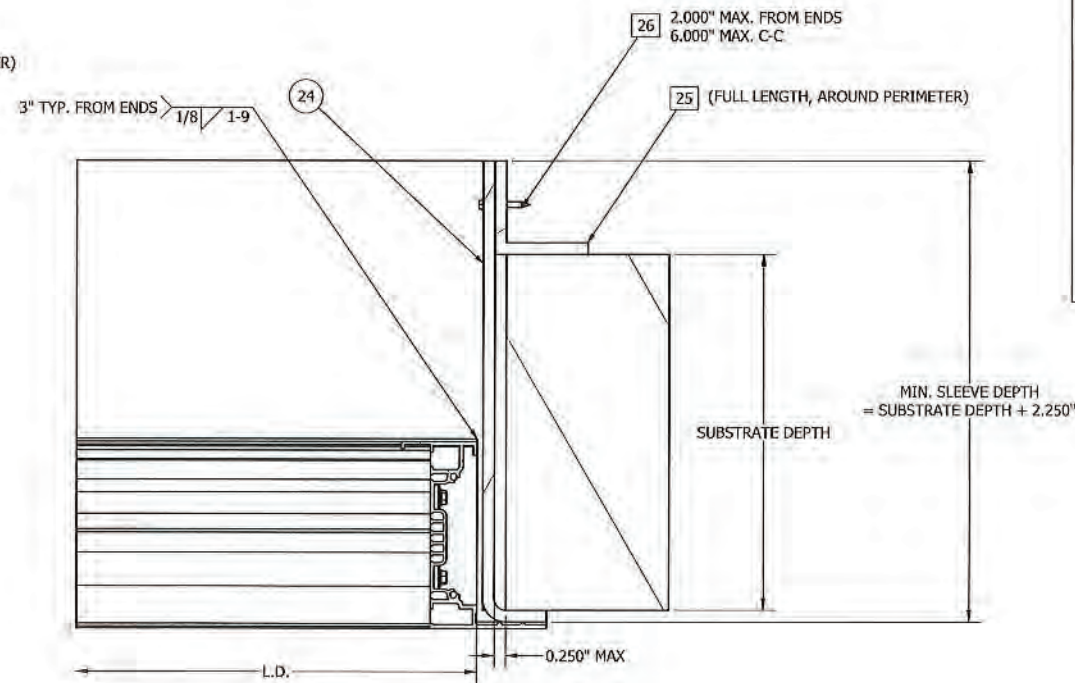
DETAIL C
ASSEMBLY 'A', 'B', 'C' & 'D' - JAMB CONNECTION
(CONCRETE SUBSTRATE)



DETAIL D
ASSEMBLY 'A', 'B', 'C' & 'D' - JAMB CONNECTION
(CMU SUBSTRATE)



DETAIL E
ASSEMBLY 'A', 'B', 'C' & 'D' - HEAD/SILL CONNECTION
(UNIVERSAL SLEEVE)



DETAIL F
ASSEMBLY 'A', 'B', 'C' & 'D' - JAMB CONNECTION
(UNIVERSAL SLEEVE)

PRODUCT REVISED
as complying with the Florida
Building Code
NOA-No. 23-1116.12
Expiration Date 02/14/2029
By *[Signature]*
Miami-Dade Product Control



ASSY "A" CHANGED TO 120" X 60", REMOVED HEAD & SILL CONNECTION, MULLION SUPPORT CHANGED TO TUBE FROM C CHANNEL, REMOVED 104" CIRCULAR LOUVER, REVISED COUNTERSUNK & WALL FASTNER TABLE		VDP	JDS	MA		
REV	DESCRIPTION	DES	CHK	APVD	ECN	DATE
AUTHOR	VDP	5/25/2023				
CHECKED	JDS					
APPROVED	MA					
PART #						
MATERIAL	ALUMINUM					
TITLE	ASSEMBLY "A", "B", "C" & "D" - JAMB INSTALL DETAILS					
SIZE	D					
THIRD ANGLE						
LOGIC NO	60-022285-00D					
REV	E					
SCALE	NTS					
DIMENSIONS ARE IN INCHES						
SHEET 2 OF 23						

TABLE 01 - EME420MD - COUNTERSUNK WALL FASTENER TABLE (N.I.C.)

SUBSTRATE TYPE	MIN. SUBSTRATE REQUIREMENTS	LOCATION	FASTENER TYPE	MIN. EMBEDMENT	MIN. EDGE DISTANCE	SPACING
WOOD	SPECIFIC GRAVITY = 0.42	JAMBS	1/4 -20 GRADE 2 COUNTERSUNK BOLT W/ LOCKNUT AND WASHER	NA	1 1/2"	6" O.C.
STEEL	STEEL - MIN. 10 GA	JAMBS	1/4 -20 GRADE 2 COUNTERSUNK SCREW	NA	1"	6" O.C.
CONCRETE	3000 PSI MIN. COMP. STRENGTH	JAMBS	1/4" DIA. HILTI KWIK HUS EZ SCREW ANCHOR	2-1/2"	4"	12" O.C.

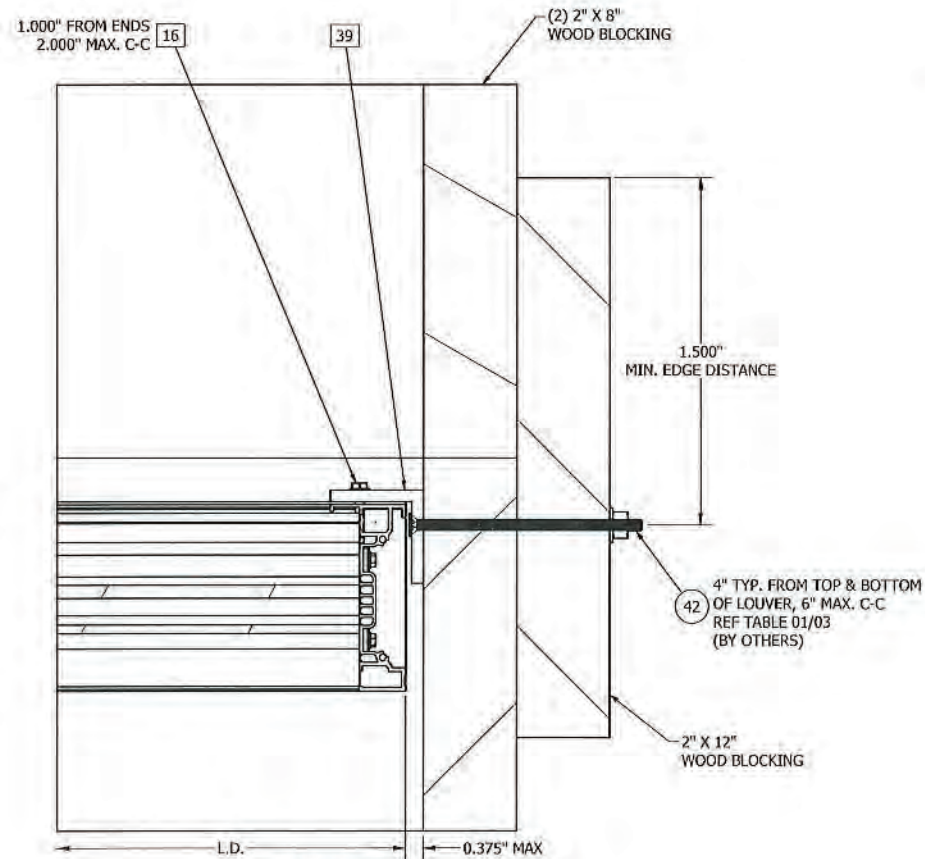
PRODUCT REVISED
as complying with the Florida
Building Code
NOA-No. 23-1116.12

Expiration Date 02/14/2029

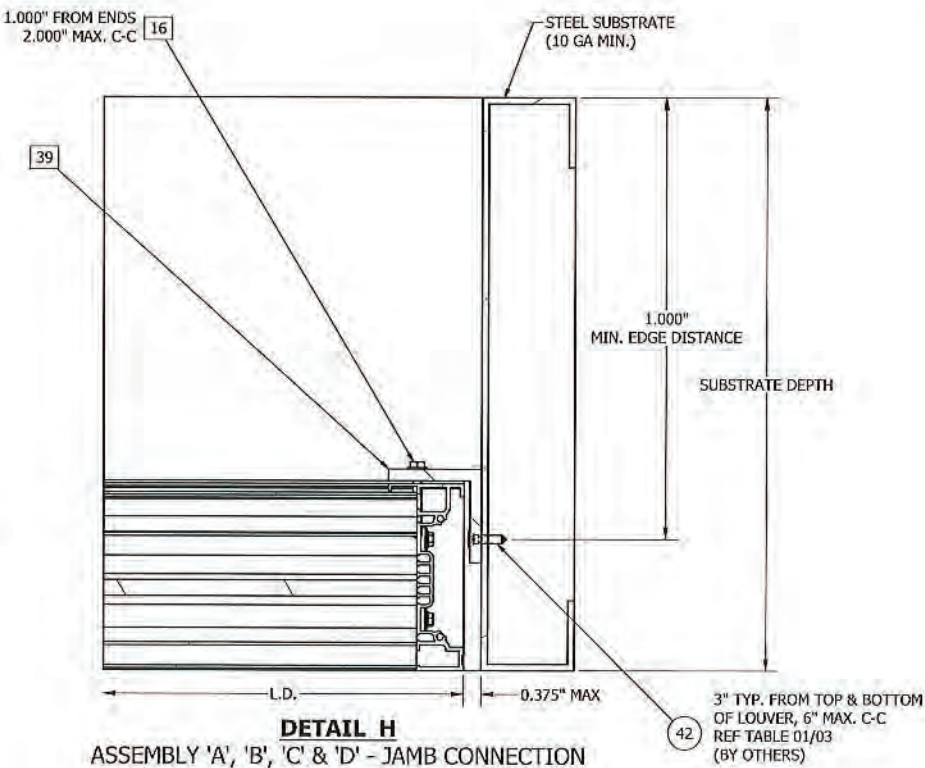
By 
Miami-Dade Product Control



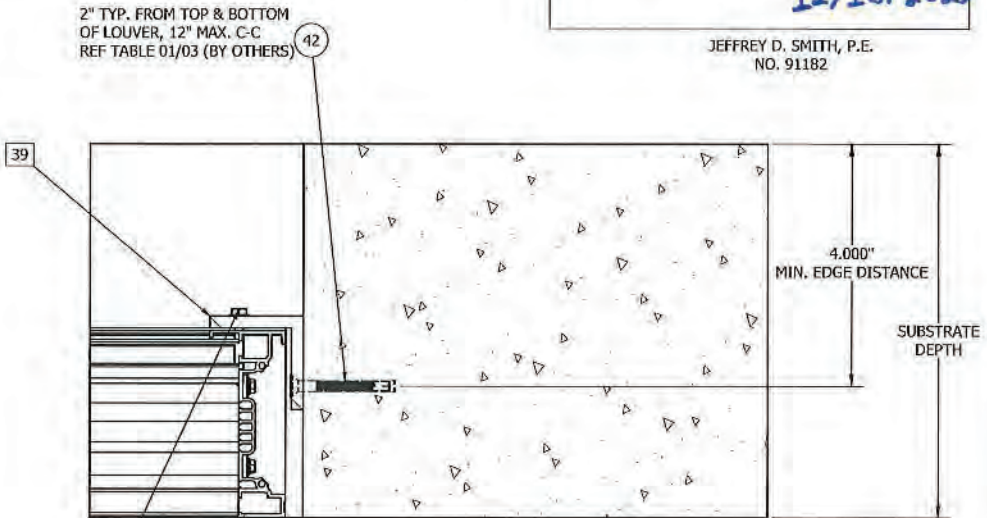
JEFFREY D. SMITH, P.E.
NO. 91182



DETAIL G
ASSEMBLY 'A', 'B', 'C' & 'D' - JAMB CONNECTION
IN REVERSE DIRECTION
(WOOD SUBSTRATE)



DETAIL H
ASSEMBLY 'A', 'B', 'C' & 'D' - JAMB CONNECTION
IN REVERSE DIRECTION
(STEEL SUBSTRATE)



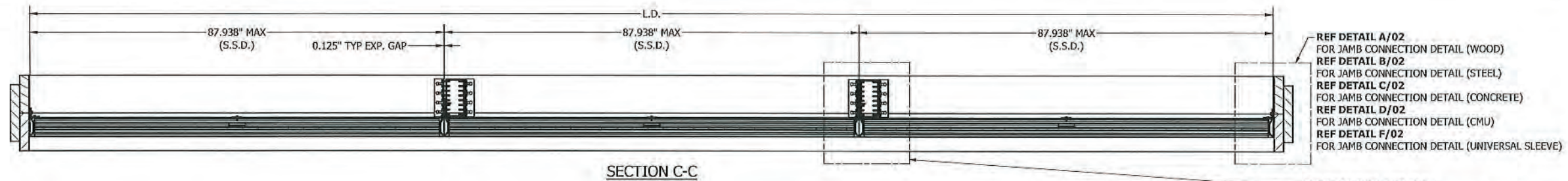
DETAIL J
ASSEMBLY 'A', 'B', 'C' & 'D' - JAMB CONNECTION
IN REVERSE DIRECTION
(CONCRETE SUBSTRATE)

ASSY "A" CHANGED TO 120" X 60", REMOVED HEAD & SILL CONNECTION, MULLION SUPPORT CHANGED TO TUBE FROM C CHANNEL, REMOVED 104" CIRCULAR LOUVER, REVISED COUNTERSUNK & WALL FASTNER TABLE		VDP	JDS	MA		
REV	DESCRIPTION	DES	CHK	APVD	ECN	DATE
AUTHOR	VDP	5/25/2023				
CHECKED	JDS					
APPROVED	MA					
PART #						
MATERIAL	ALUMINUM					
SIZE	D					
THIRD ANGLE						
SCALE	NTS					
ECN						

RUSKIN 3900 DOCTOR GRAVES RD, GRANDVIEW, MD 64030
AUTHORITY IN AIR CONTROL PROPRIETARY AND CONFIDENTIAL

PRODUCT: EME420MD
TITLE: ASSEMBLY 'A', 'B', 'C' & 'D' - REVERSE ANGLE INSTALL DETAILS COUNTERSUNK WALL FASTNER TABLE
DWG NO: 60-022285-00D
REV E

SHEET 3 OF 23




REF DETAIL A/02
FOR JAMB CONNECTION DETAIL (WOOD)
REF DETAIL B/02
FOR JAMB CONNECTION DETAIL (STEEL)
REF DETAIL C/02
FOR JAMB CONNECTION DETAIL (CONCRETE)
REF DETAIL D/02
FOR JAMB CONNECTION DETAIL (CMU)
REF DETAIL F/02
FOR JAMB CONNECTION DETAIL (UNIVERSAL SLEEVE)

REF DETAIL R/07, Y/09, AE/11
FOR VISIBLE MULLION SUPPORT CONNECTION (WOOD/STEEL)
REF DETAIL S/07, Z/09, AF/11
FOR VISIBLE MULLION SUPPORT CONNECTION (CONCRETE)
REF DETAIL T, U/08, AA, AB/10, AG, AH/12
FOR VISIBLE MULLION SUPPORT CONNECTION (CMU)
REF DETAIL V, W/08, AC, AD/10, AJ, AK/12
FOR VISIBLE MULLION SUPPORT CONNECTION (UNIVERSAL SLEEVE)

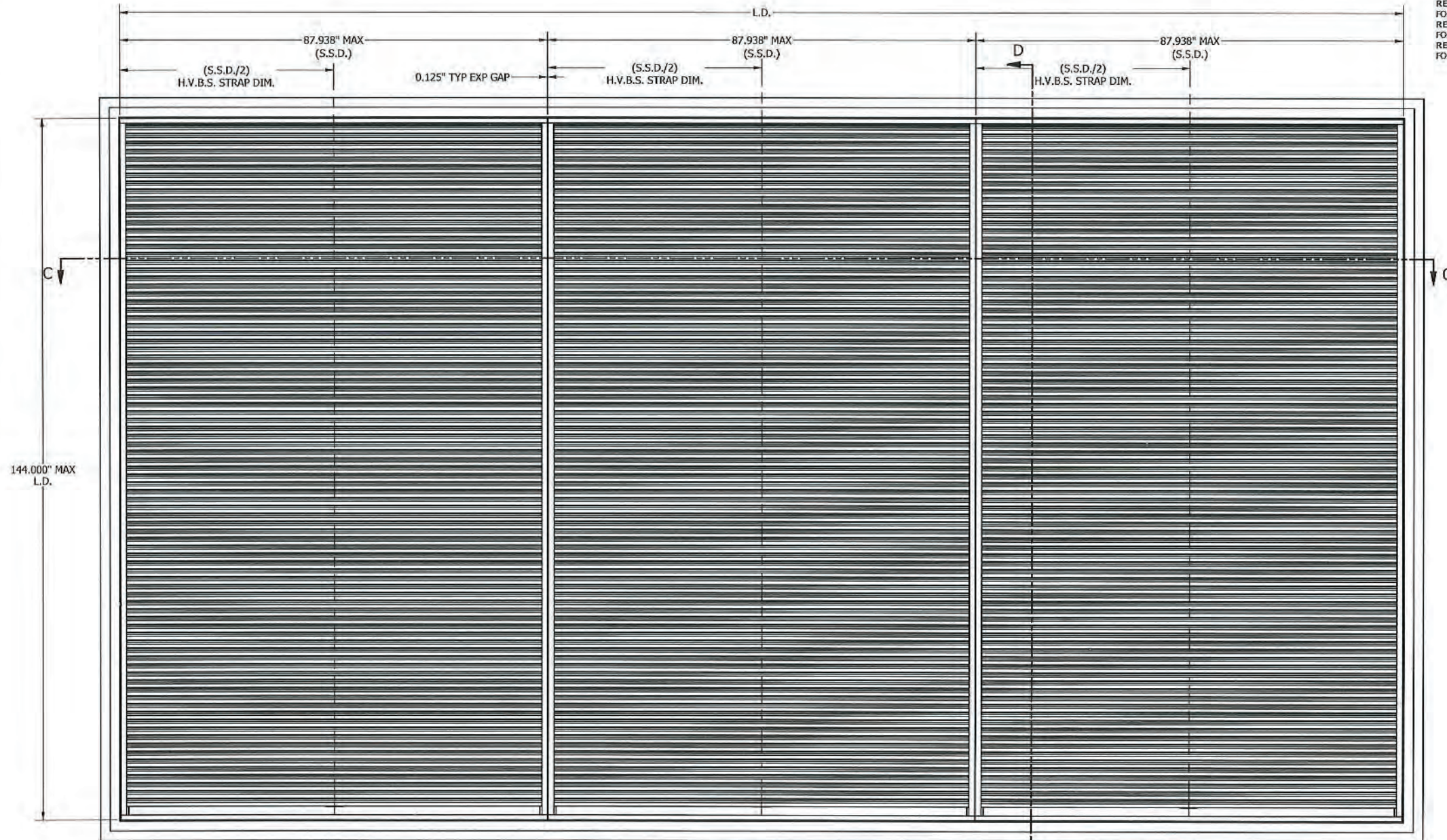
PRODUCT REVISED
as complying with the Florida
Building Code
NOA-No. 23-1116.12

Expiration Date 02/14/2029


By *[Signature]*
Miami-Dade Product Control



JEFFREY D. SMITH, P.E.
NO. 91182




ASSEMBLY "B" - 3X1 MULTI SECTION VIEW
MAX. SHIP SECTION : 87.938" W X 144" H



REF DETAIL K/06
FOR MULLION SUPPORT ATTACHMENT
ANGLE INSTALLATION DETAIL @ SILL(WOOD)
REF DETAIL L/06
FOR MULLION SUPPORT ATTACHMENT
ANGLE INSTALLATION DETAIL @ SILL (STEEL)
REF DETAIL M/06
FOR MULLION SUPPORT ATTACHMENT
ANGLE INSTALLATION DETAIL @ SILL (CONCRETE)
REF DETAIL N/06
FOR MULLION SUPPORT ATTACHMENT
ANGLE INSTALLATION DETAIL @ SILL (CMU)
REF DETAIL P/06
FOR MULLION SUPPORT ATTACHMENT
ANGLE INSTALLATION DETAIL @ SILL (UNIVERSAL SLEEVE)

ASSY "A" CHANED TO 120" X 60", REMOVED HEAD & SILL CONNECTION, MULLION SUPPORT CHANGED TO TUBE FROM C CHANNEL, REMOVED 104" CIRCULAR LOUVER, REVISED COUNTERSUNK & WALL FASTNER TABLE		VDP	JDS	MA		
REV	DESCRIPTION	DES	CHK	APVD	ECN	DATE
AUTHOR	VDP	5/25/2023				
CHECKED	JDS					
APPROVED	MA					
PART #	EM420MD					
MATERIAL	ALUMINUM	TITLE				
		EM420MD ASSEMBLY "B"				
SIZE	D	THIRD ANGLE	DRG NO	60-022285-00D	REV	E
ECN		SCALE	NTS	DIMENSIONS ARE IN INCHES		SHEET 4 OF 23

RUSKIN
3900 DOCTOR GREAVES RD,
GRANDVIEW, MO 64030
AUTHORITY IN AIR CONTROL
PROPRIETARY AND
CONFIDENTIAL



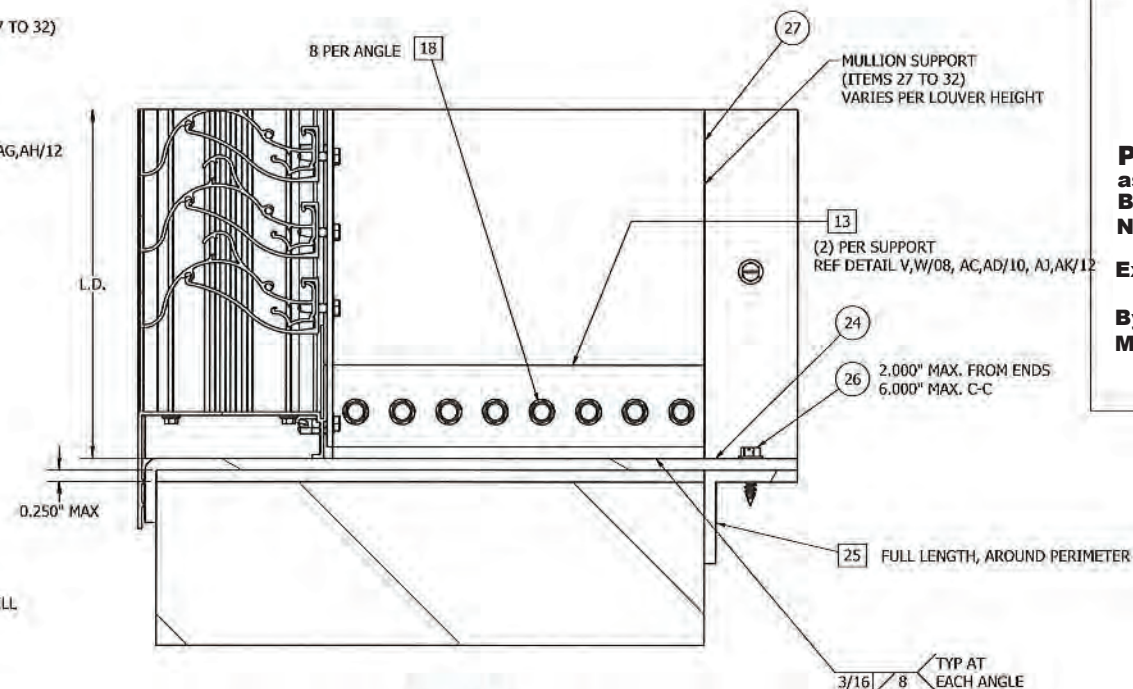
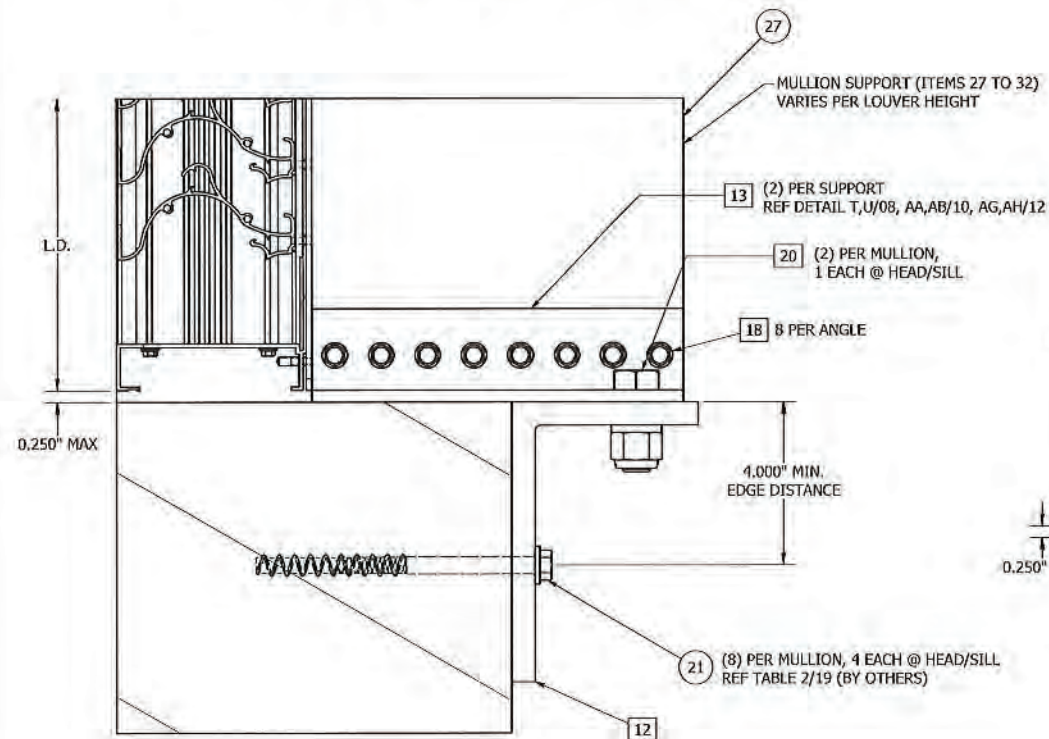
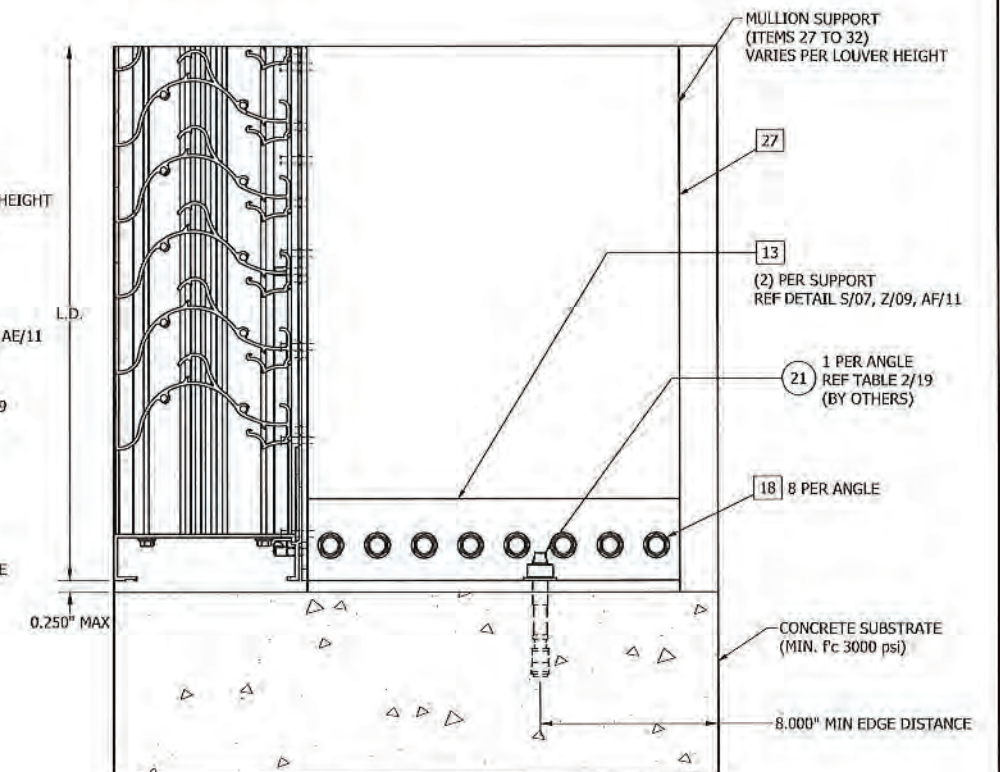
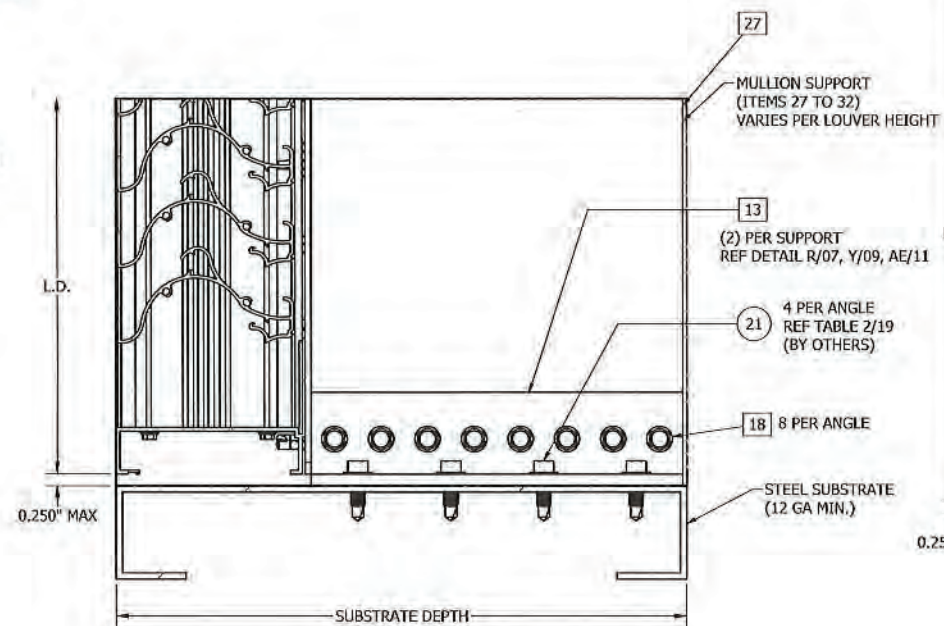
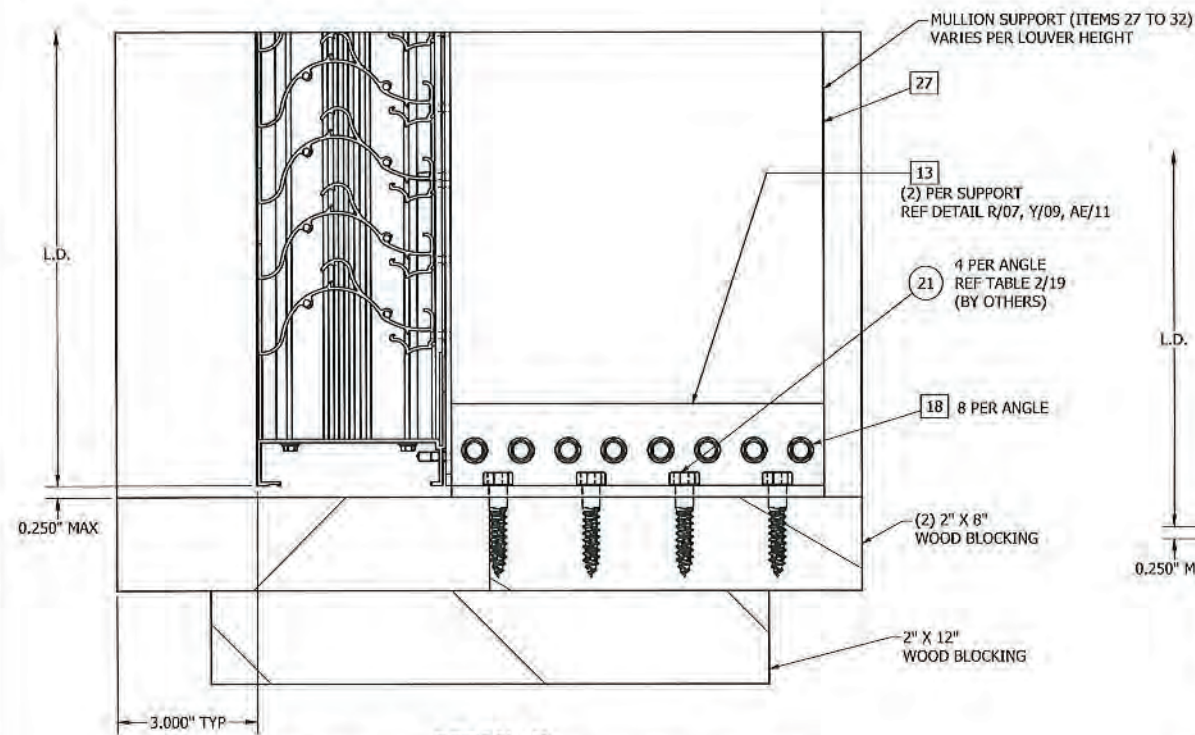
ASSEMBLY "C" - 3X1 MULTI SECTION VIEW
MAX. SHIP SECTION : 87.938" W X 144" H


PRODUCT REVISED
as complying with the Florida
Building Code
NOA-No. 23-1116.12
Expiration Date 02/14/2029
By *[Signature]*
Miami-Dade Product Control



JEFFREY D. SMITH, P.E.
NO. 91182

ASSY "A" CHANED TO 120" X 60", REMOVED HEAD & SILL CONNECTION, MULLION SUPPORT CHANGED TO TUBE FROM C CHANNEL, REMOVED 104" CIRCULAR LOUVER, REVISED COUNTERSUNK & WALL FASTNER TABLE		VDP	JDS	MA		
REV	DESCRIPTION	DES	CHK	APVD	ECN	DATE
AUTHOR	VDP	5/25/2023				
CHECKED	JDS					
APPROVED	MA					
PART #						
MATERIAL	ALUMINUM					
TITLE		EME420MD ASSEMBLY "C"				
SIZE	D	THIRD ANGLE	DRWG NO	60-022285-00D	REV	E
ECTN		SCALE	NTS	DIMENSIONS ARE IN INCHES		SHEET 5 OF 23

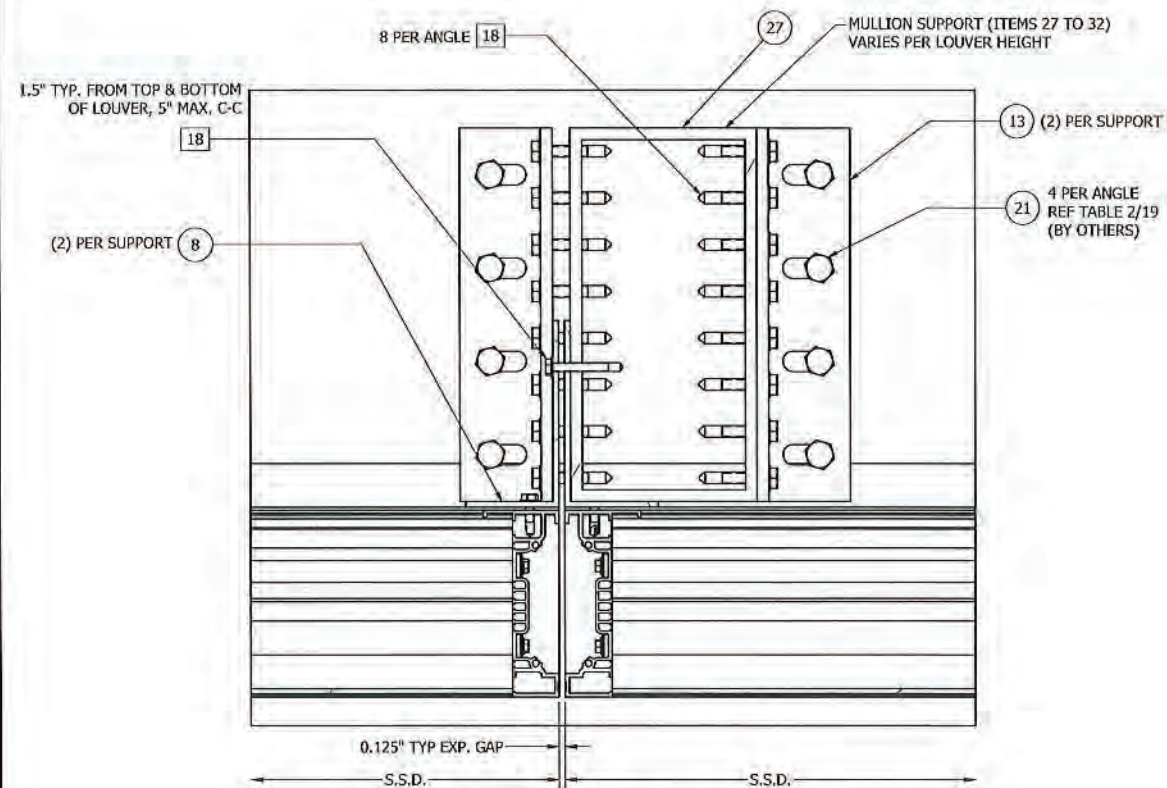


PRODUCT REVISED
as complying with the Florida
Building Code
NOA-No. 23-1116.12
Expiration Date 02/14/2029
By 
Miami-Dade Product Control

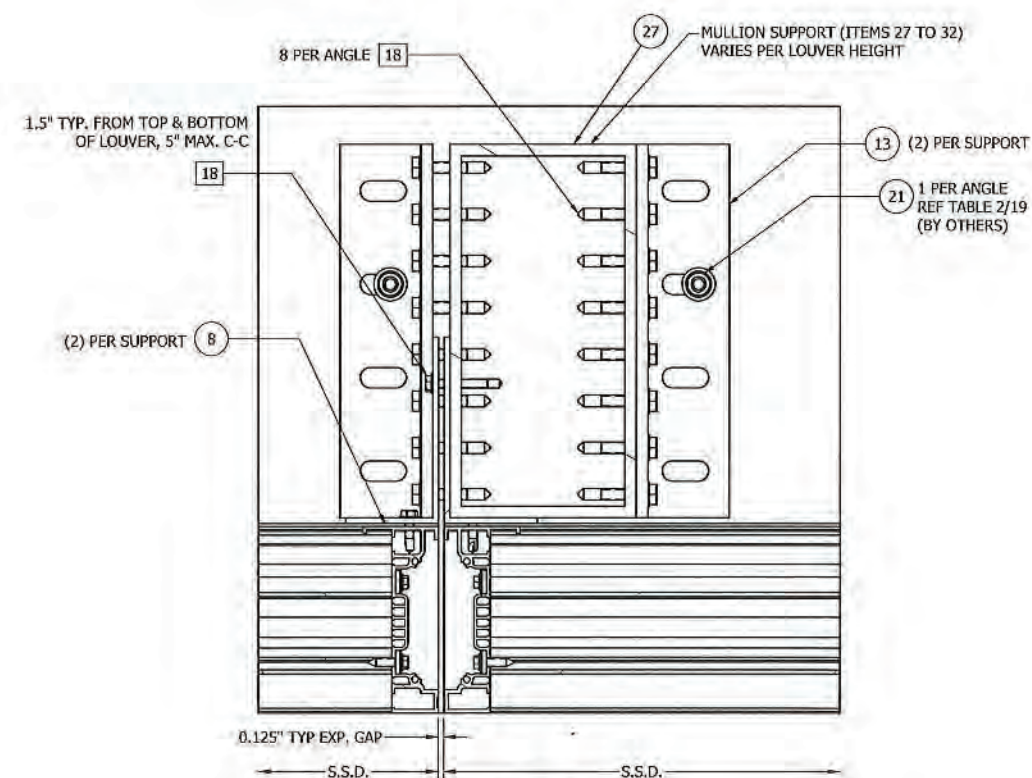


JEFFREY D. SMITH, P.E.
NO. 91182

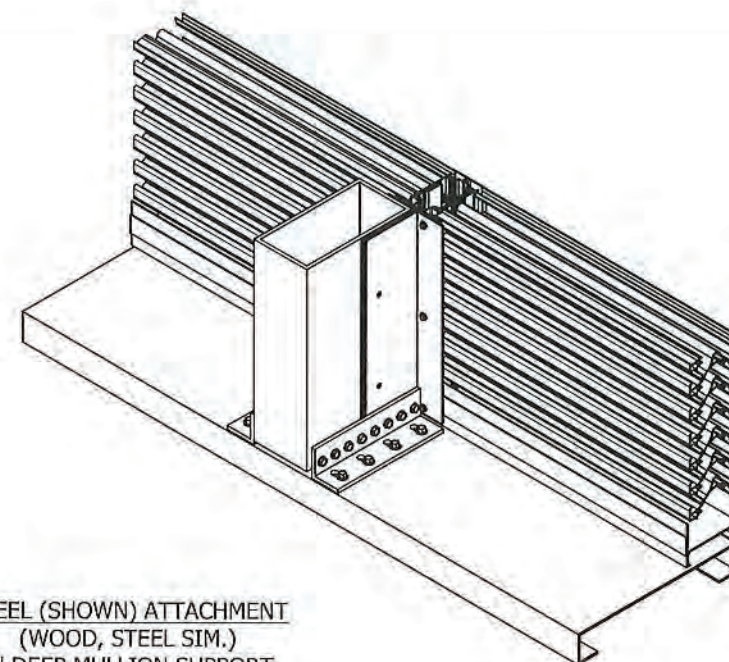
E	ASSY "A" CHANGED TO 120" X 60", REMOVED HEAD & SILL CONNECTION, MULLION SUPPORT CHANGED TO TUBE FROM C CHANNEL, REMOVED 104" CIRCULAR LOUVER, REVISED COUNTERSUNK & WALL FASTNER TABLE				VDP	JDS	MA			
	REV	DESCRIPTION				DES	CHK	APVD	ECN	DATE
	AUTHOR	VDP				5/25/2023				
	CHECKED	JDS				 3900 GRANDVIEW RD, DOCTOR GREAVES RD, HADDONFIELD, NJ 08030 AUTHORITY IN AIR CONTROL PROPRIETARY AND CONFIDENTIAL				
	APPROVED	MA				PRODUCT: EME420MD				
TYPICAL		ALUMINUM		TITLE: ASSEMBLY "B" & "C" - MULLION SUPPORT CONNECTION @ HEAD/SILL DETAILS						
				SIZE D	THIRD ANGLE	DWG NO		60-022285-00D	REV E	
LEN		WID	HT	NTS	DIMENSIONS ARE IN INCHES				SHEET 6 OF 23	



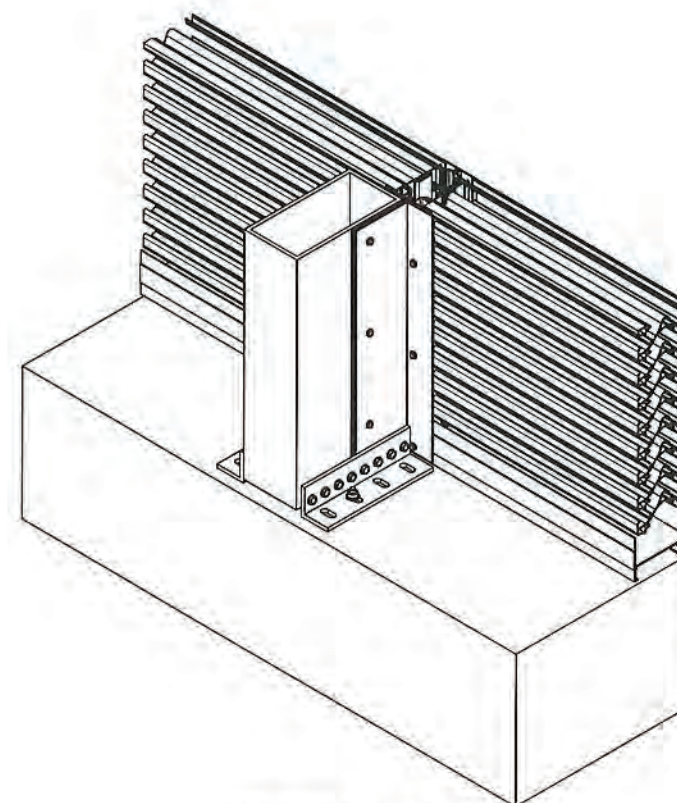
DETAIL R
 ASSEMBLY 'B' & 'C' - VISIBLE MULLION SUPPORT CONNECTION DETAIL
 8" DEEP MULLION SUPPORT
 (WOOD & STEEL SUBSTRATE ONLY)



DETAIL S
 ASSEMBLY 'B' & 'C' - VISIBLE MULLION SUPPORT CONNECTION DETAIL
 8" DEEP MULLION SUPPORT
 (CONCRETE SUBSTRATE ONLY)




STEEL (SHOWN) ATTACHMENT
 (WOOD, STEEL SIM.)
 8" DEEP MULLION SUPPORT
 (REF DETAIL R/07)



CONCRETE ATTACHMENT
 8" DEEP MULLION SUPPORT
 (REF DETAIL S/07)

PRODUCT REVISED
 as complying with the Florida
 Building Code
 NOA-No. 23-1116.12
 Expiration Date 02/14/2029
 By *[Signature]*
 Miami-Dade Product Control

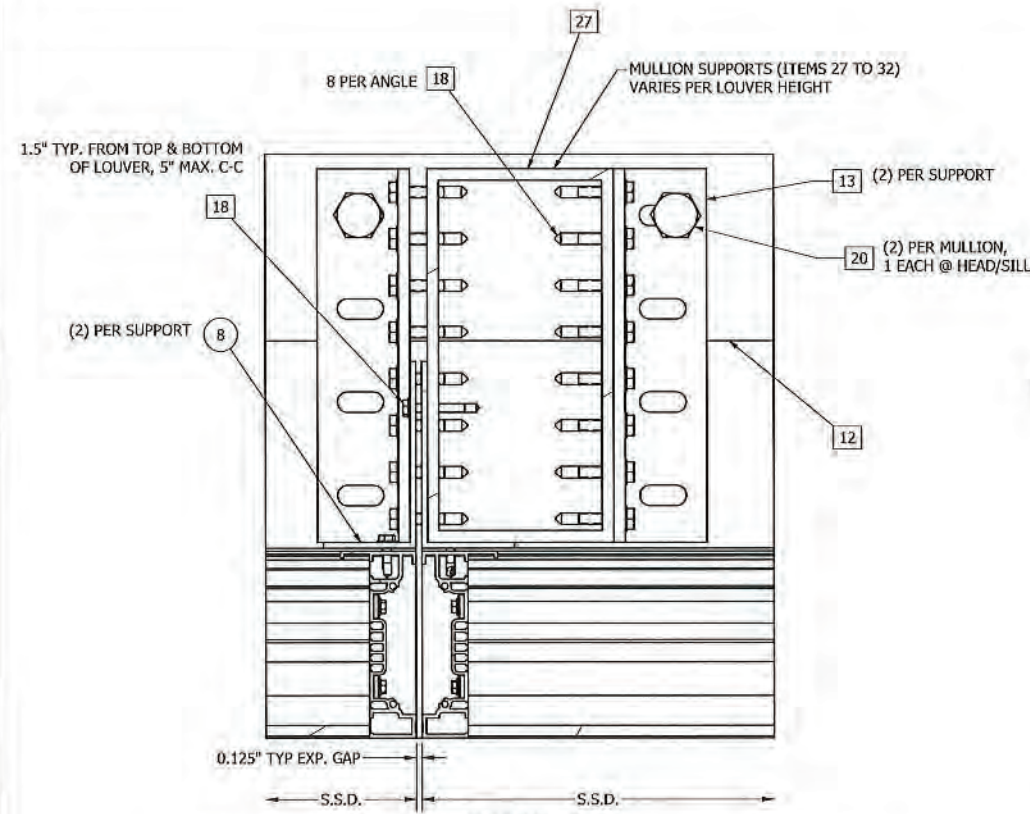


JEFFREY D. SMITH, P.E.
 NO. 91182

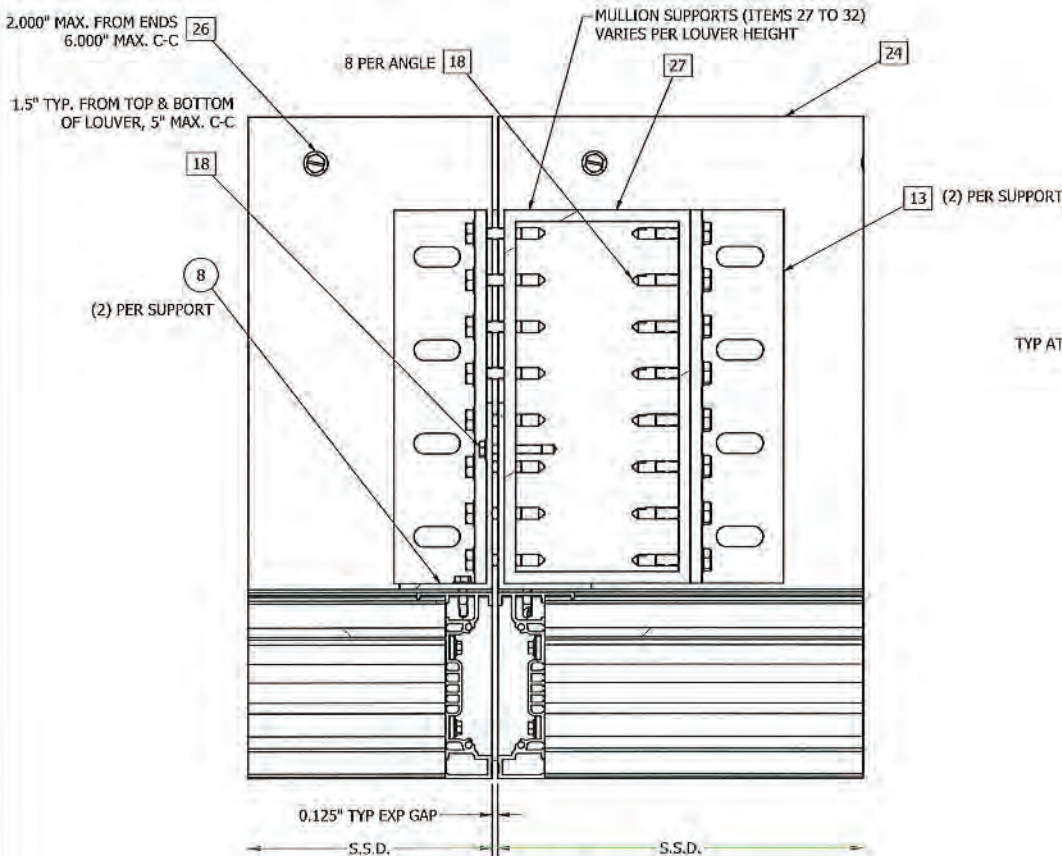
ASSY "A" CHANGED TO 120" X 60", REMOVED HEAD & SILL CONNECTION, MULLION SUPPORT CHANGED TO TUBE FROM C CHANNEL, REMOVED 104" CIRCULAR LOUVER, REVISED COUNTERSUNK & WALL FASTNER TABLE		VDP	JDS	MA		
REV	DESCRIPTION	DES	CHK	APVD	ECN	DATE
AUTHOR	VDP	5/25/2023				
CHECKED	JDS					
APPROVED	MA					
PART #						
MATERIAL ALUMINUM		PRODUCT EME420MD				
TITLE		ASSEMBLY "B" & "C" - 8" MULLION SUPPORT CONNECTION @ HEAD/SILL DETAILS (WOOD, STEEL & CONCRETE)				
SIZE	D	THIRD ANGLE	5/16" DIA	60-022285-00D	REV	E
SCALE	NTS	DIMENSIONS ARE IN INCHES				SHEET 7 OF 23

RUSKIN
 AUTHORITY IN AIR CONTROL

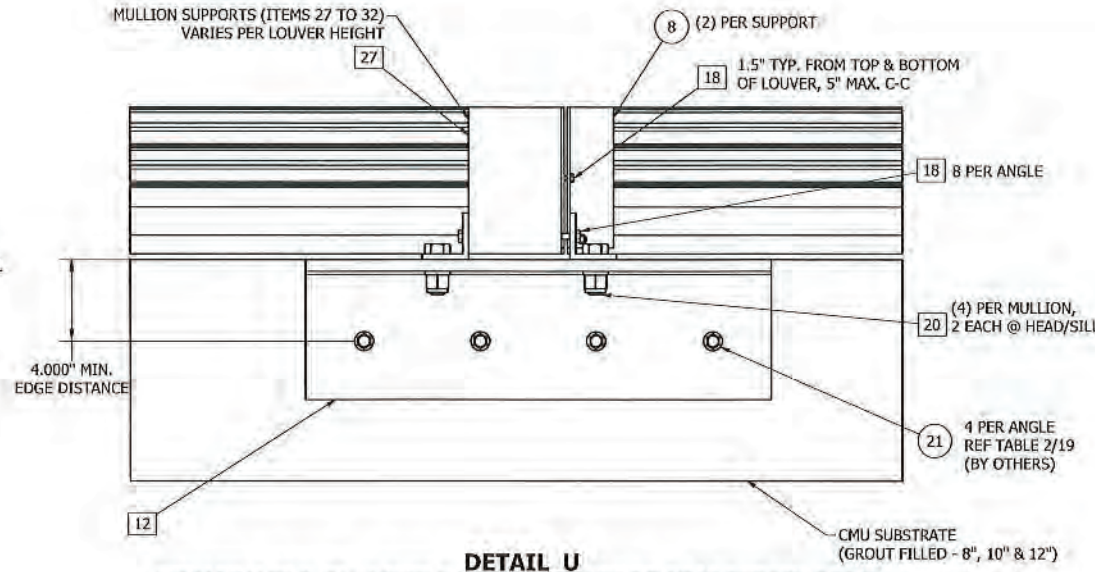
3900 DOCTOR GREAVES RD,
 GRANDVIEW, MO 64030
 PROPRIETARY AND
 CONFIDENTIAL



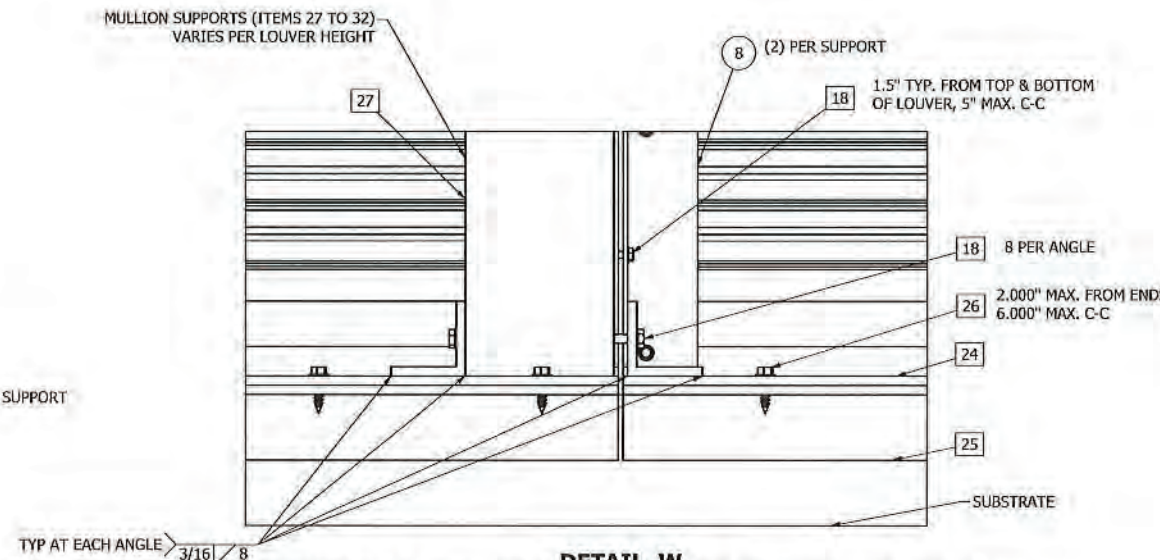
DETAIL T
ASSEMBLY 'B' & 'C' - VISIBLE MULLION SUPPORT CONNECTION DETAIL
8" DEEP MULLION SUPPORT
(CMU SUBSTRATE ONLY)



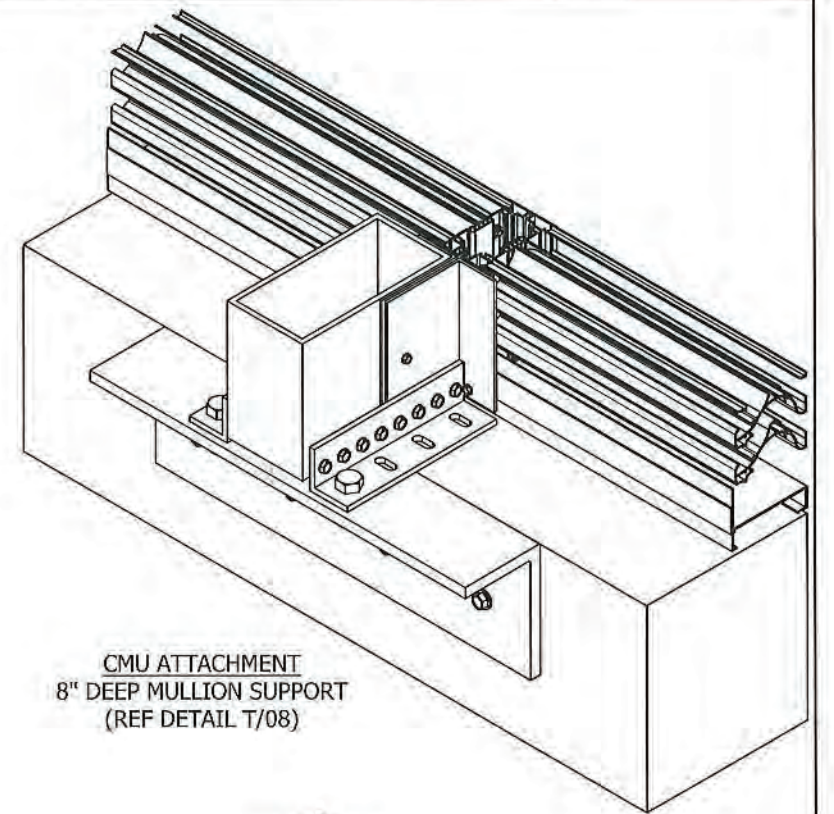
DETAIL V
ASSEMBLY 'B' & 'C' - VISIBLE MULLION SUPPORT CONNECTION DETAIL
8" DEEP MULLION SUPPORT (UNIVERSAL SLEEVE ONLY)



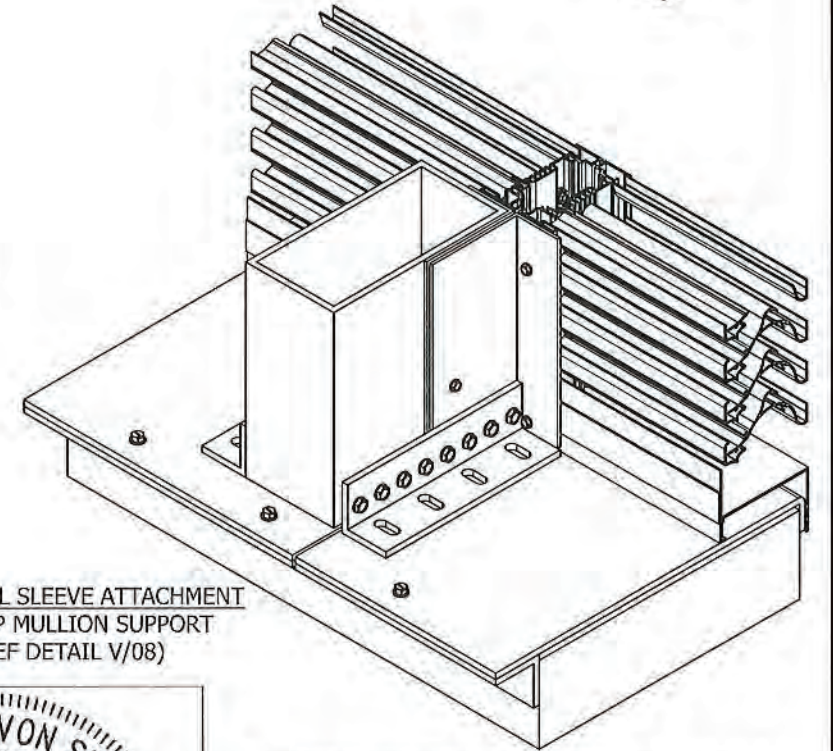
DETAIL U
ASSEMBLY 'B' & 'C' - VISIBLE MULLION SUPPORT CONNECTION DETAIL
8" DEEP MULLION SUPPORT
(CMU SUBSTRATE ONLY)



DETAIL W
ASSEMBLY 'B' & 'C' - VISIBLE MULLION SUPPORT CONNECTION DETAIL
8" DEEP MULLION SUPPORT (UNIVERSAL SLEEVE ONLY)




CMU ATTACHMENT
8" DEEP MULLION SUPPORT
(REF DETAIL T/08)

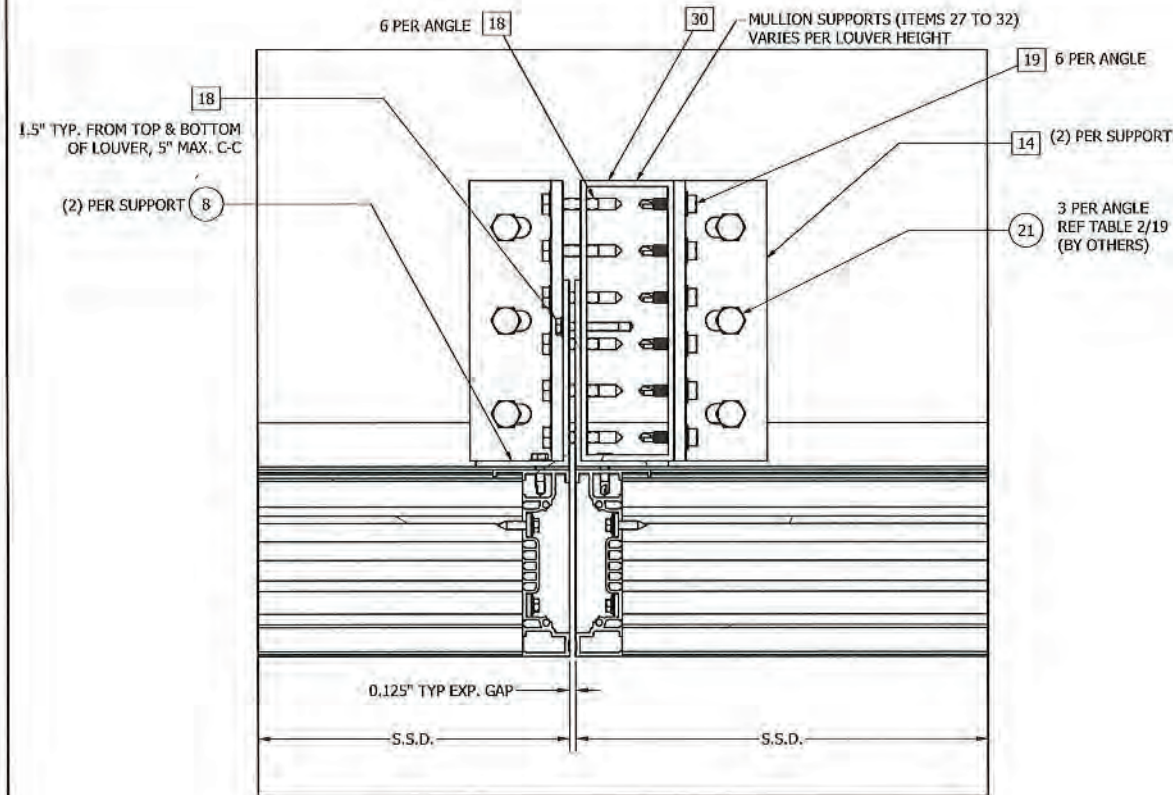


UNIVERSAL SLEEVE ATTACHMENT
8" DEEP MULLION SUPPORT
(REF DETAIL V/08)

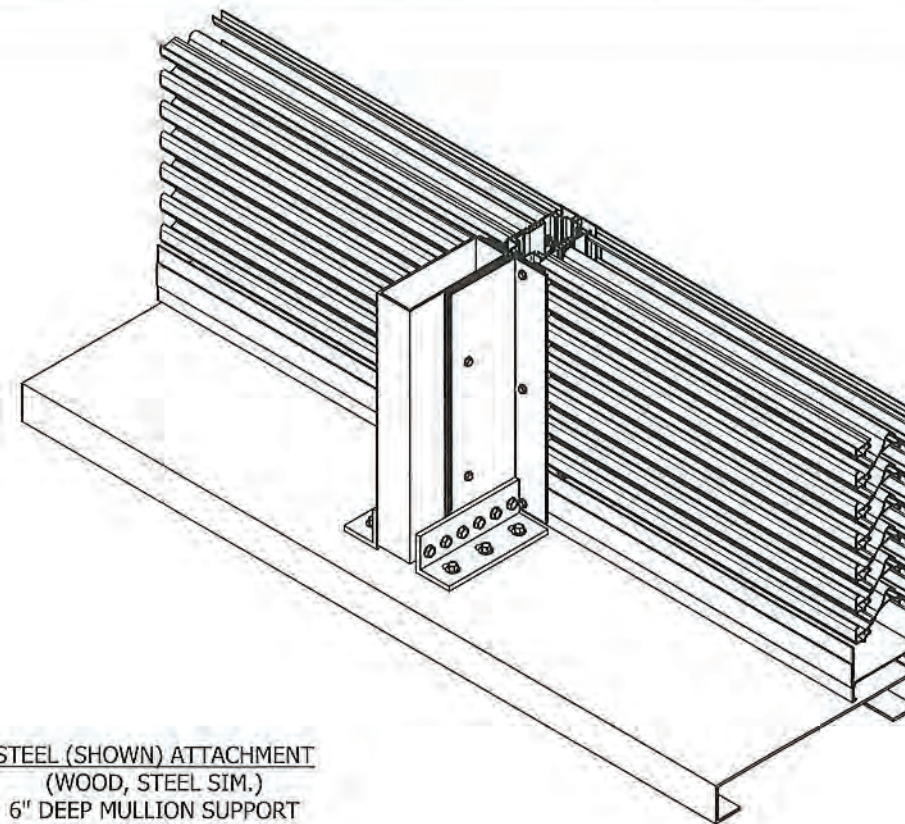
PRODUCT REVISED
as complying with the Florida
Building Code
NOA-No. 23-1116.12
Expiration Date 02/14/2029
By *[Signature]*
Miami-Dade Product Control



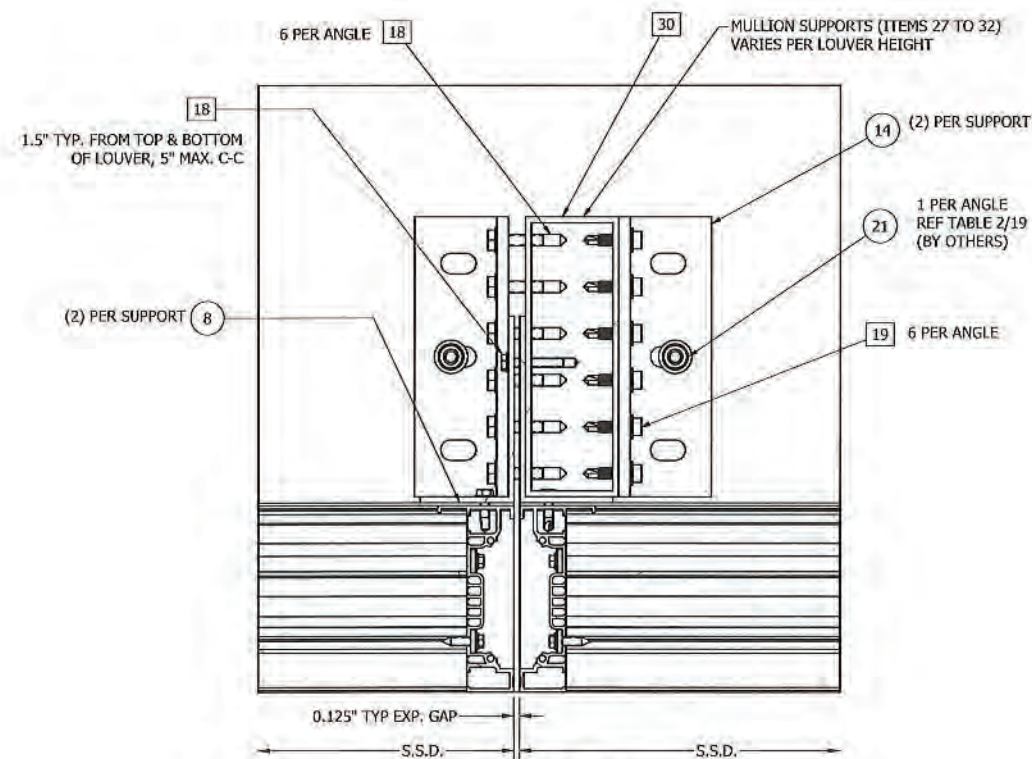
ASSY "A" CHANGED TO 120" X 60", REMOVED HEAD & SILL CONNECTION, MULLION SUPPORT CHANGED TO TUBE FROM C CHANNEL, REMOVED 104" CIRCULAR LOUVER, REVISED COUNTERSUNK & WALL FASTNER TABLE		VDP	JDS	MA		
REV	DESCRIPTION	DES	CHK	APVD	ECN	DATE
0						
1	ASSY "A" CHANGED TO 120" X 60", REMOVED HEAD & SILL CONNECTION, MULLION SUPPORT CHANGED TO TUBE FROM C CHANNEL, REMOVED 104" CIRCULAR LOUVER, REVISED COUNTERSUNK & WALL FASTNER TABLE					
AUTHOR VDP 5/25/2023		3900 DOCTOR GREAVES RD, GRANDVIEW, MO 64030 PROPRIETARY AND CONFIDENTIAL				
CHECKED JDS						
APPROVED MA						
PART #		EHE420MD				
MATERIAL ALUMINUM		TITLE ASSEMBLY 'B' & 'C' - 8" MULLION SUPPORT CONNECTION @ HEAD/SILL DETAILS (CMU SUBSTRATE & UNIVERSAL SLEEVE)				
SIZE D		THIRD ANGLE 10/16/2019 60-022285-00D				
PUN		SCALE NTS DIMENSIONS ARE IN INCHES				
		SHEET 8 OF 23				



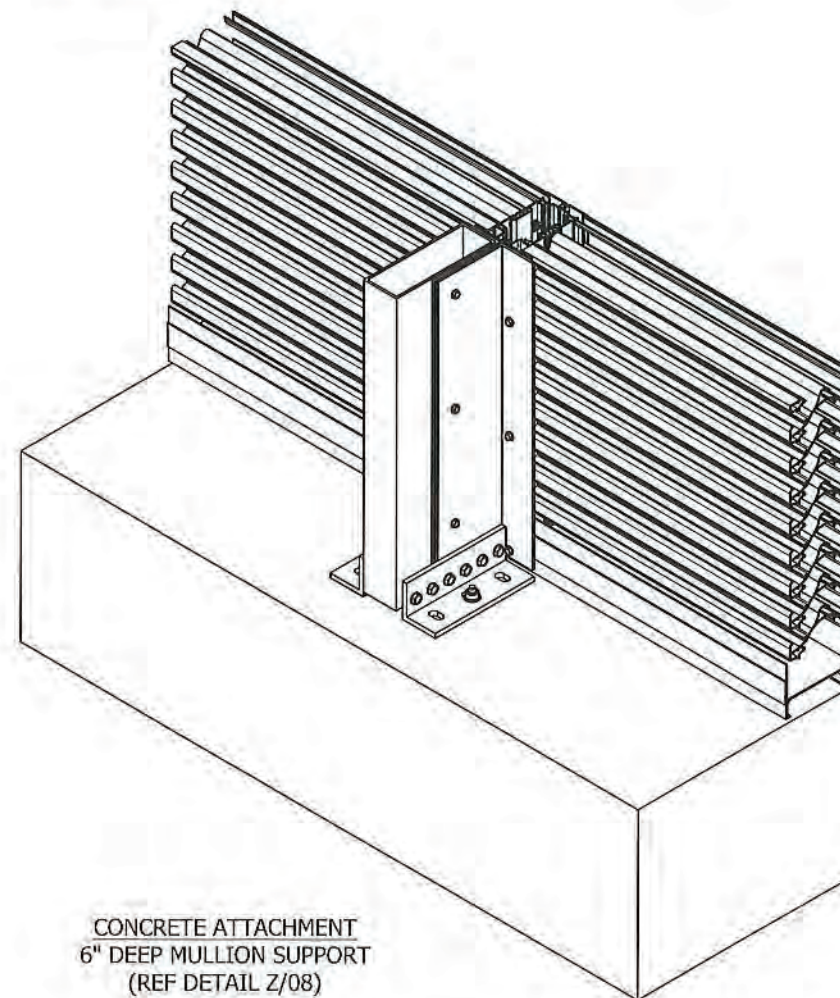
DETAIL Y
ASSEMBLY 'B' & 'C' - VISIBLE MULLION SUPPORT CONNECTION DETAIL
6" DEEP MULLION SUPPORT
(WOOD & STEEL SUBSTRATE ONLY)




STEEL (SHOWN) ATTACHMENT
(WOOD, STEEL SIM.)
6" DEEP MULLION SUPPORT
(REF DETAIL Y/08)



DETAIL Z
ASSEMBLY 'B' & 'C' - VISIBLE MULLION SUPPORT CONNECTION DETAIL
6" DEEP MULLION SUPPORT
(CONCRETE SUBSTRATE ONLY)



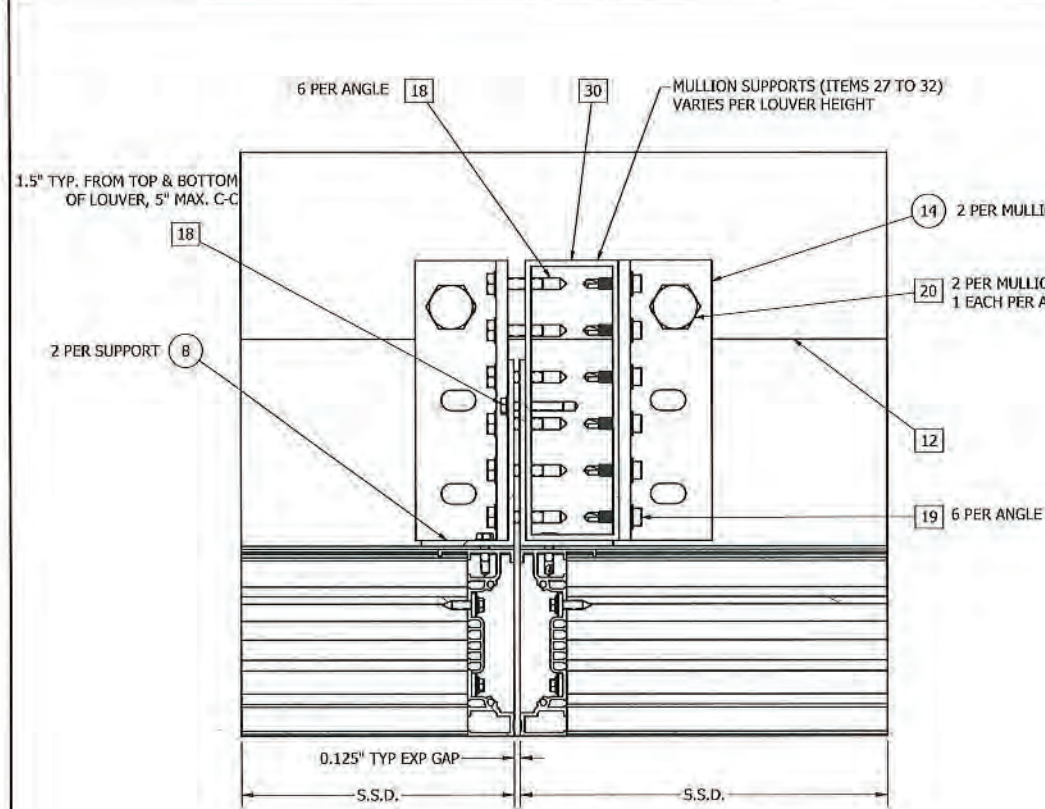
CONCRETE ATTACHMENT
6" DEEP MULLION SUPPORT
(REF DETAIL Z/08)

PRODUCT REVISED
as complying with the Florida
Building Code
NOA-No. 23-1116.12
Expiration Date 02/14/2029
By 
Miami-Dade Product Control

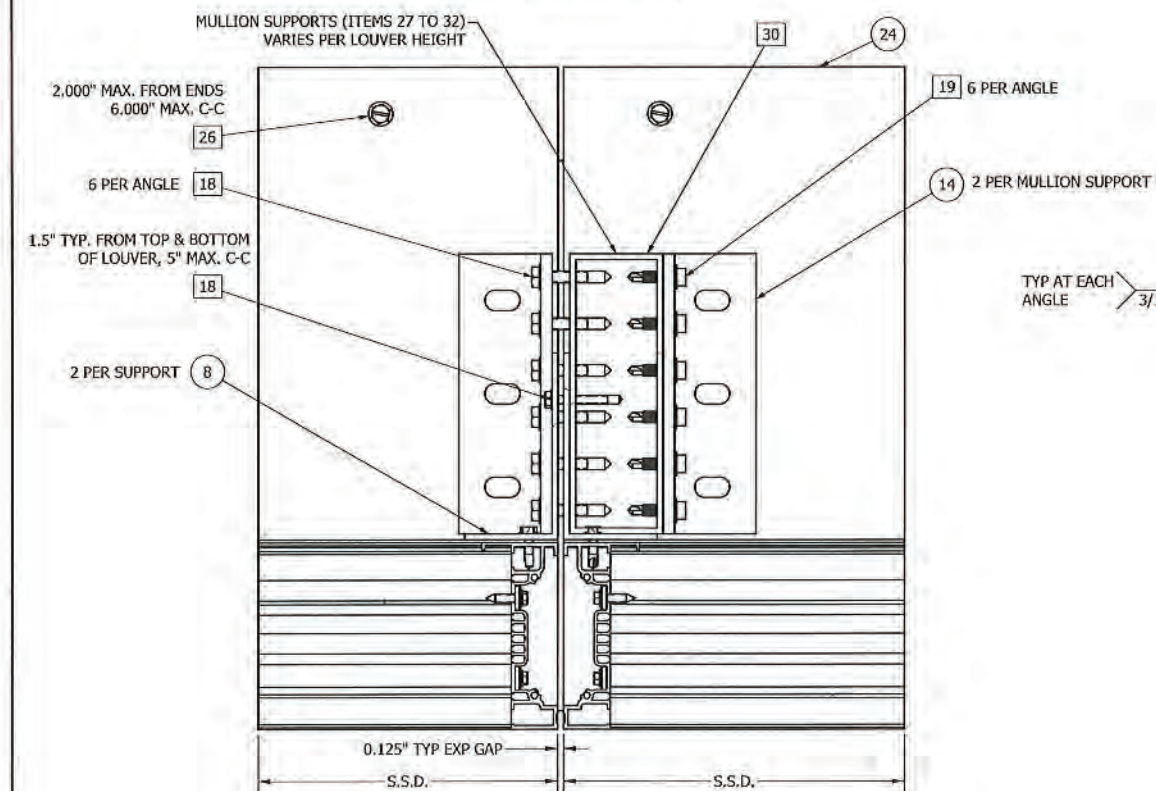


JEFFREY D. SMITH, P.E.
NO. 91182

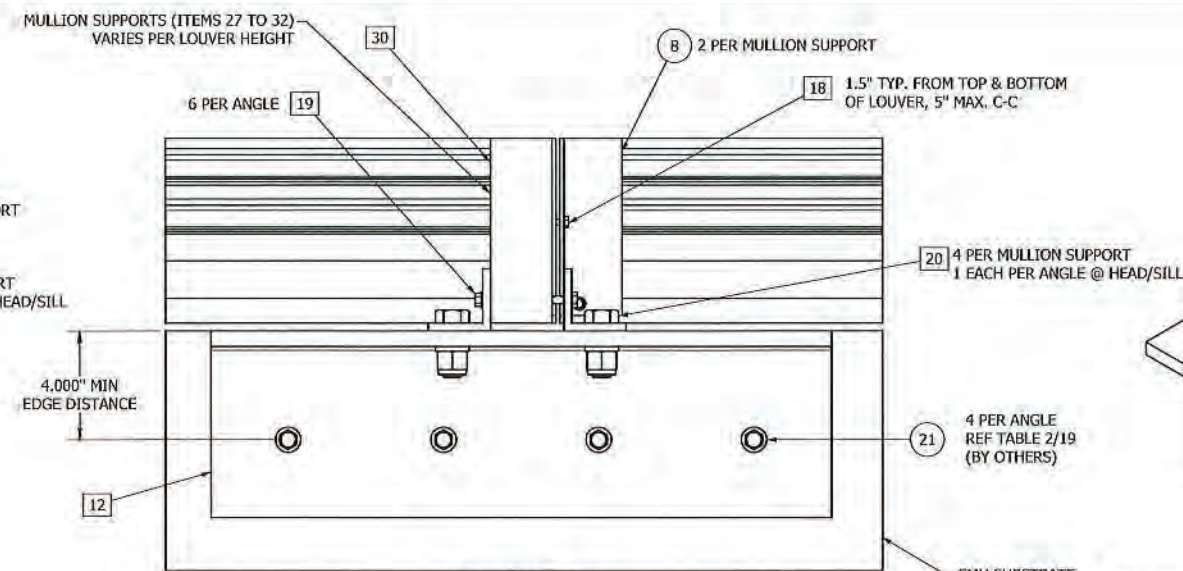
ASSY "A" CHANGED TO 120" X 60", REMOVED HEAD & SILL CONNECTION, MULLION SUPPORT CHANGED TO TUBE FROM C CHANNEL, REMOVED 104" CIRCULAR LOUVER, REVISED COUNTERSUNK & WALL FASTNER TABLE		VDP	JDS	MA		
REV	DESCRIPTION	DES	CHK	APVD	ECN	DATE
AUTHOR	VDP	5/25/2023				
CHECKED	JDS					
APPROVED	MA					
PART #						
TITLE	RUSKIN 3900 DOCTOR GREAVES RD, GRANDVIEW, MD 64030 PROPRIETARY AND CONFIDENTIAL					
MATERIAL	ALUMINUM	TITLE				
SIZE	D	THIRD ANGLE	DWG NO.	60-022285-00D	REV	E
ECN		SCALE	NTS	DIMENSIONS ARE IN INCHES	SHEET 9 OF 23	



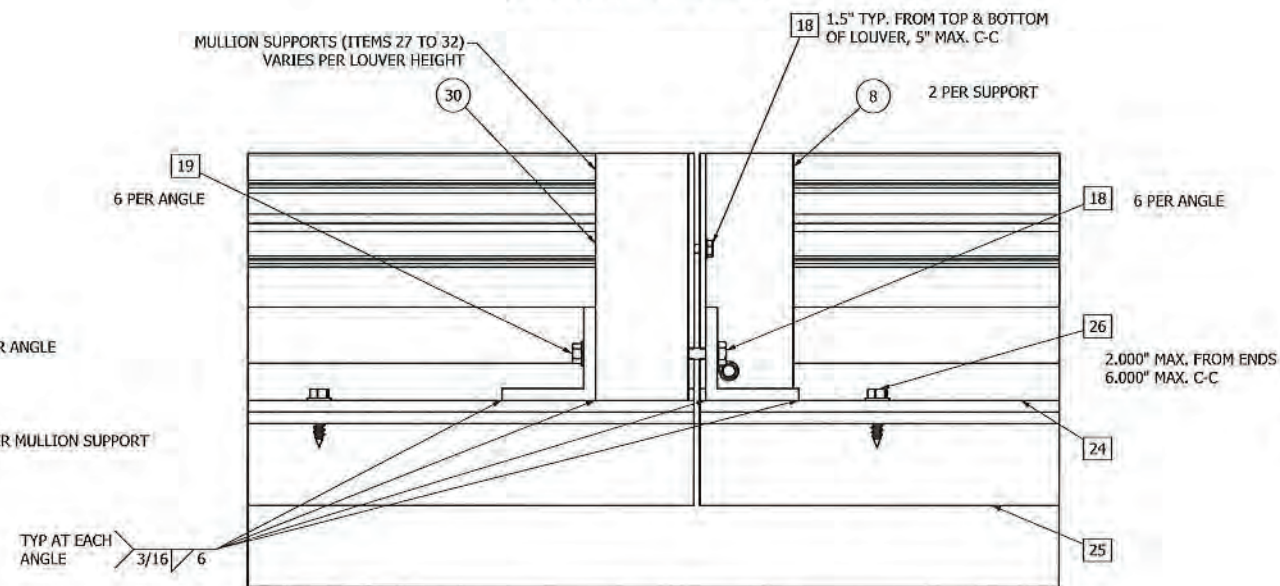
DETAIL AA
ASSEMBLY 'B' & 'C' - VISIBLE MULLION SUPPORT CONNECTION DETAIL
6" DEEP MULLION SUPPORT
(CMU SUBSTRATE ONLY)



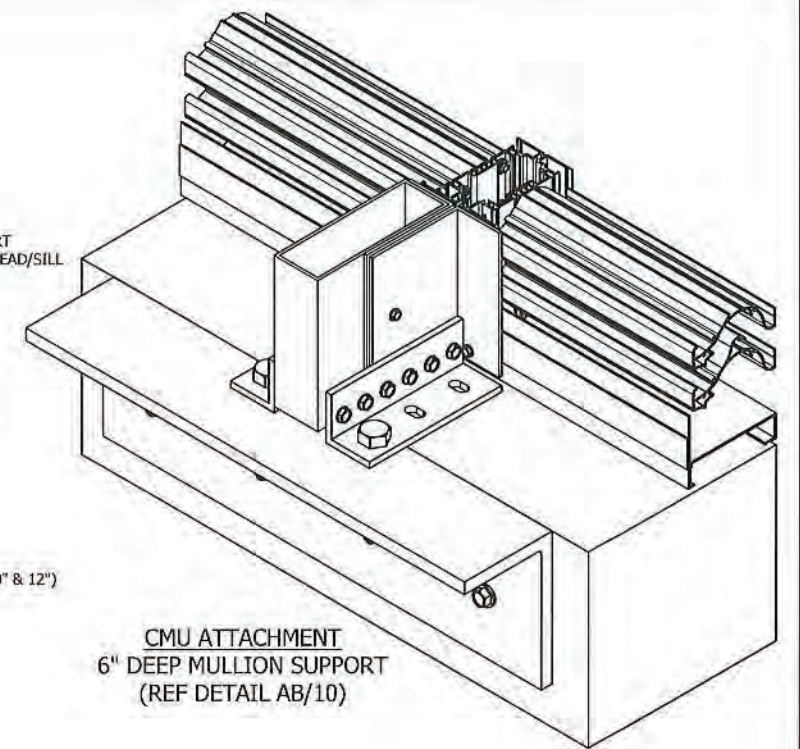
DETAIL AC
ASSEMBLY 'B' & 'C' - VISIBLE MULLION SUPPORT CONNECTION DETAIL
6" DEEP MULLION SUPPORT
(UNIVERSAL SLEEVE ONLY)



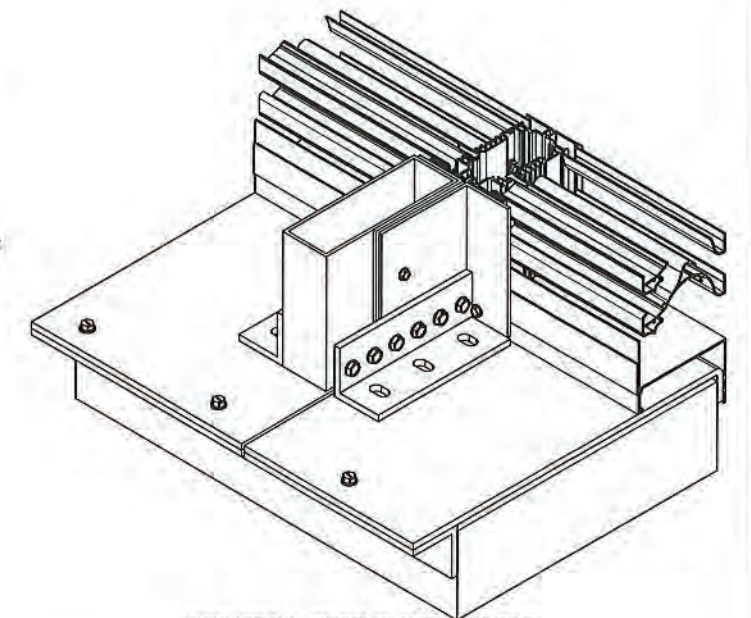
DETAIL AB
ASSEMBLY 'B' & 'C' - VISIBLE MULLION SUPPORT CONNECTION DETAIL
6" DEEP MULLION SUPPORT
(CMU SUBSTRATE ONLY)



DETAIL AD
ASSEMBLY 'B' & 'C' - VISIBLE MULLION SUPPORT CONNECTION DETAIL
6" DEEP MULLION SUPPORT
(UNIVERSAL SLEEVE ONLY)



CMU ATTACHMENT
6" DEEP MULLION SUPPORT
(REF DETAIL AB/10)




UNIVERSAL SLEEVE ATTACHMENT
6" DEEP MULLION SUPPORT
(REF DETAIL AD/10)

PRODUCT REVISED
as complying with the Florida
Building Code
NOA-No. 23-1116.12

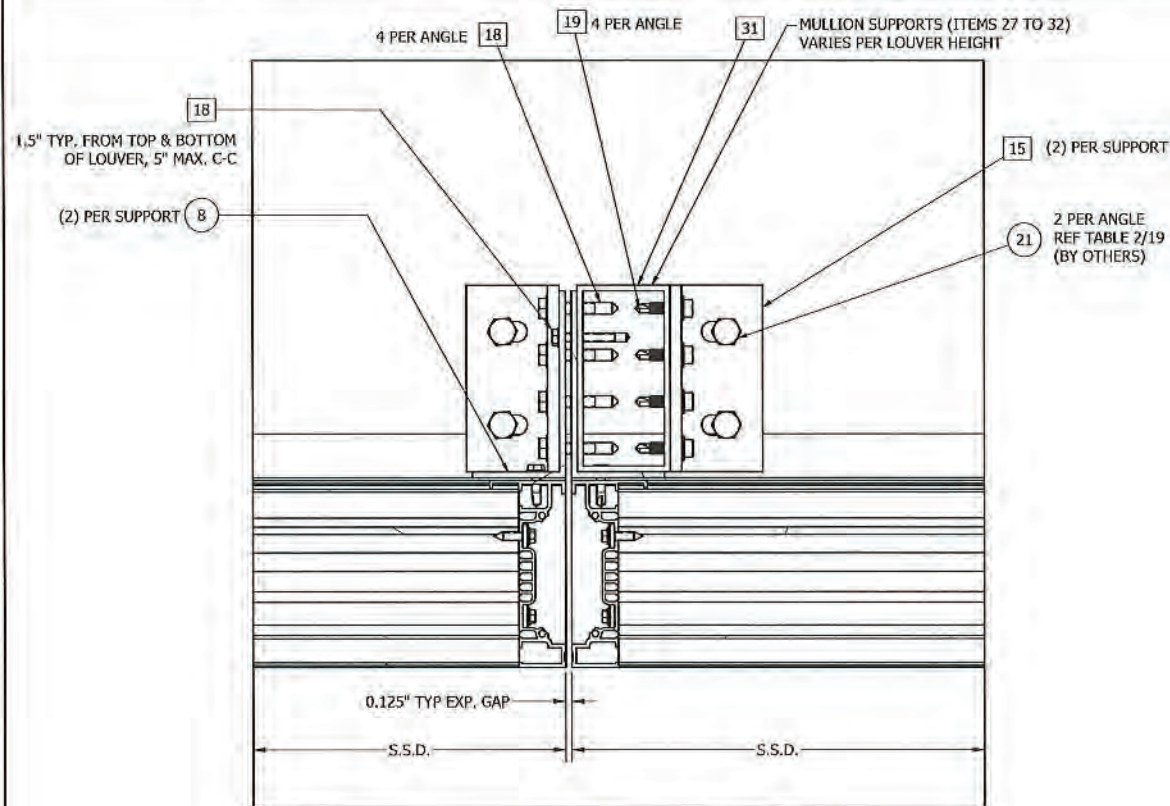
Expiration Date 02/14/2029

By *[Signature]*
Miami-Dade Product Control

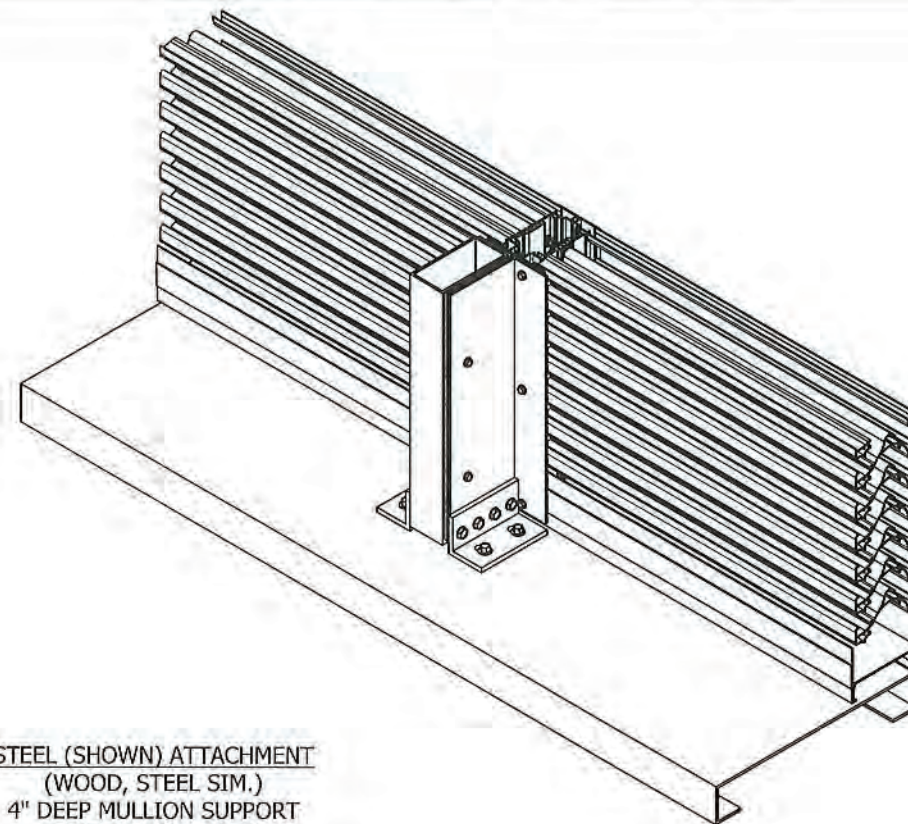


JEFFREY D. SMITH, P.E.
NO. 91182

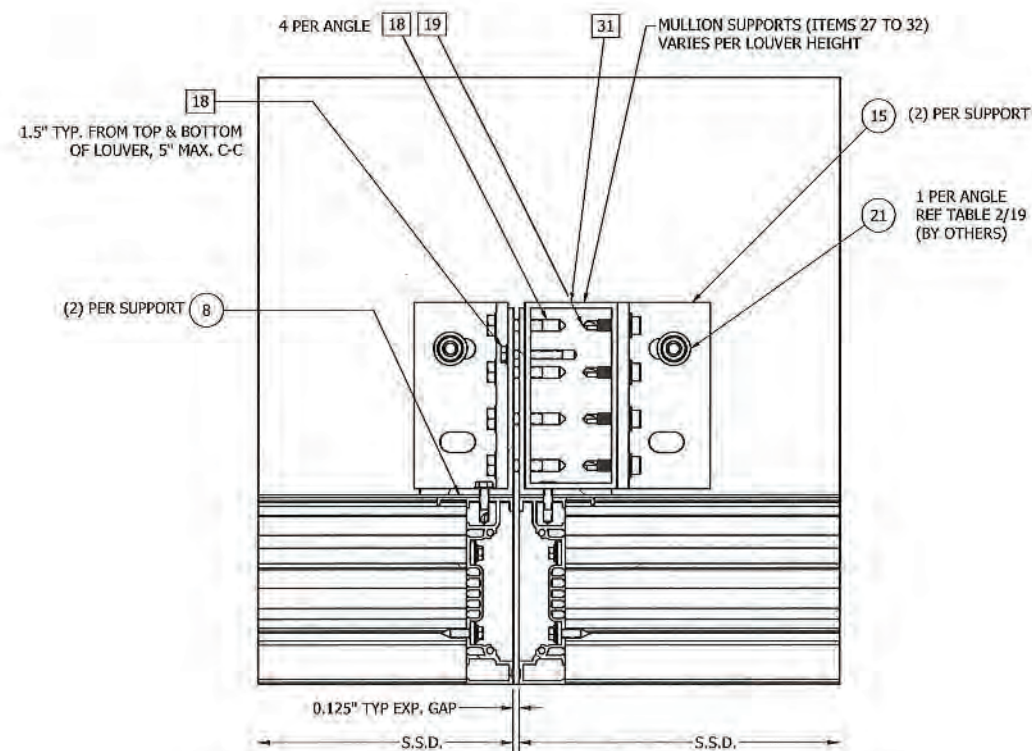
ASSY "A" CHANGED TO 120" X 60", REMOVED HEAD & SILL CONNECTION, MULLION SUPPORT CHANGED TO TUBE FROM C CHANNEL, REMOVED 104" CIRCULAR LOUVER, REVISED COUNTERSUNK & WALL FASTNER TABLE		VDP	JDS	MA		
REV	DESCRIPTION	DES	CHK	APVD	ECN	DATE
AUTHOR	VDP	5/25/2023				
CHECKED	JDS					
APPROVED	MA					
PART #						
MATERIAL	ALUMINUM					
SIZE	D					
THIRD ANGLE						
SCALE	NTS					
DATE	12/18/2023					
DIMENSIONS ARE IN INCHES		SHEET 10 OF 23				



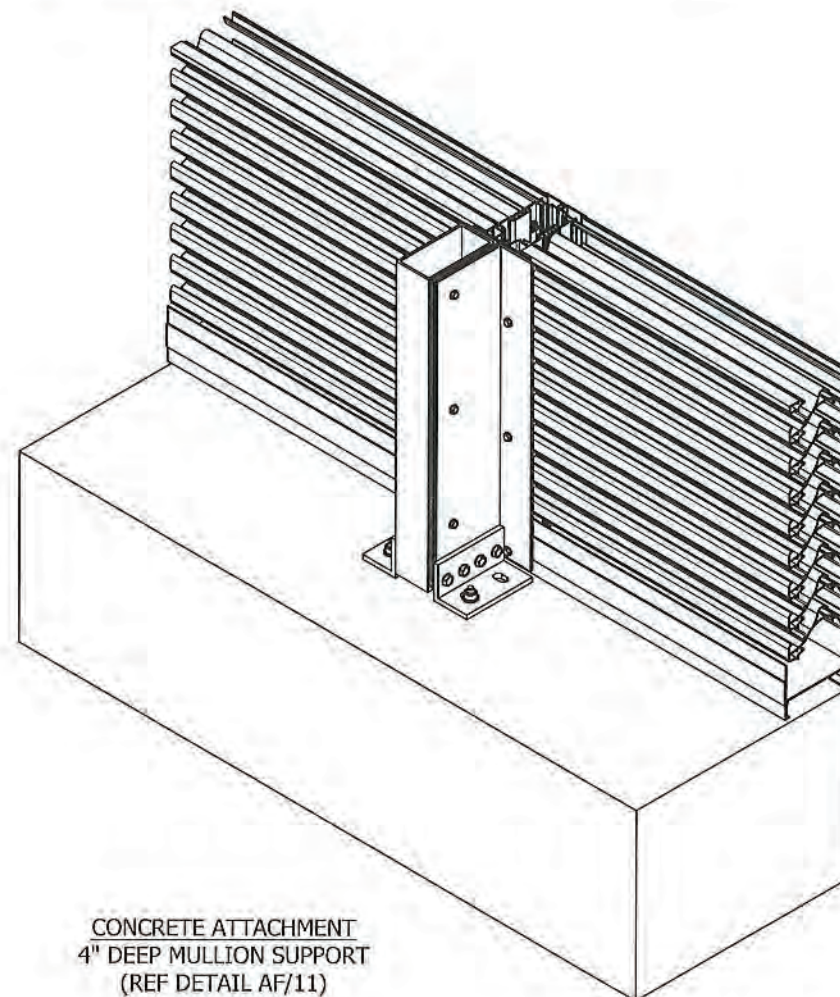
DETAIL AE
ASSEMBLY 'B' & 'C' - VISIBLE MULLION SUPPORT CONNECTION DETAIL
4" DEEP MULLION SUPPORT
(WOOD & STEEL SUBSTRATE ONLY)



STEEL (SHOWN) ATTACHMENT
(WOOD, STEEL SIM.)
4" DEEP MULLION SUPPORT
(REF DETAIL AE/11)



DETAIL AF
ASSEMBLY 'B' & 'C' - VISIBLE MULLION SUPPORT CONNECTION DETAIL
4" DEEP MULLION SUPPORT
(CONCRETE SUBSTRATE ONLY)



CONCRETE ATTACHMENT
4" DEEP MULLION SUPPORT
(REF DETAIL AF/11)

PRODUCT REVISED
as complying with the Florida
Building Code
NOA-No. 23-1116.12

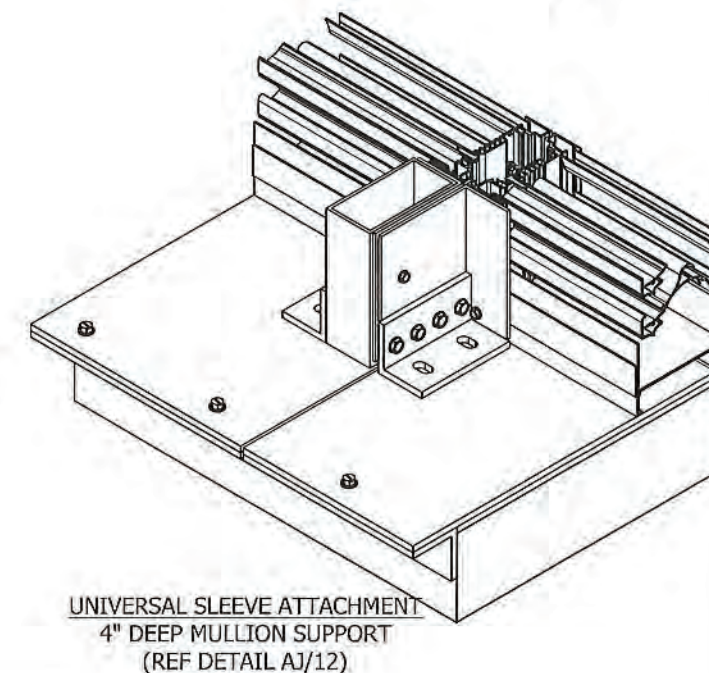
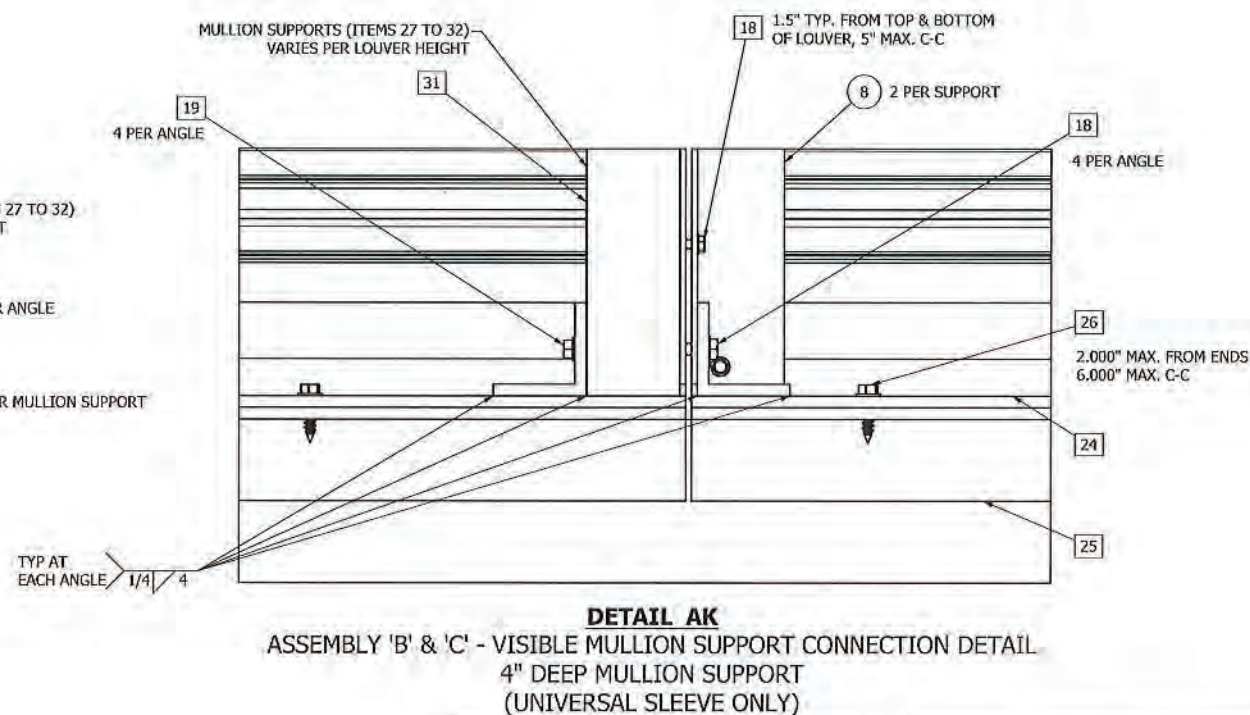
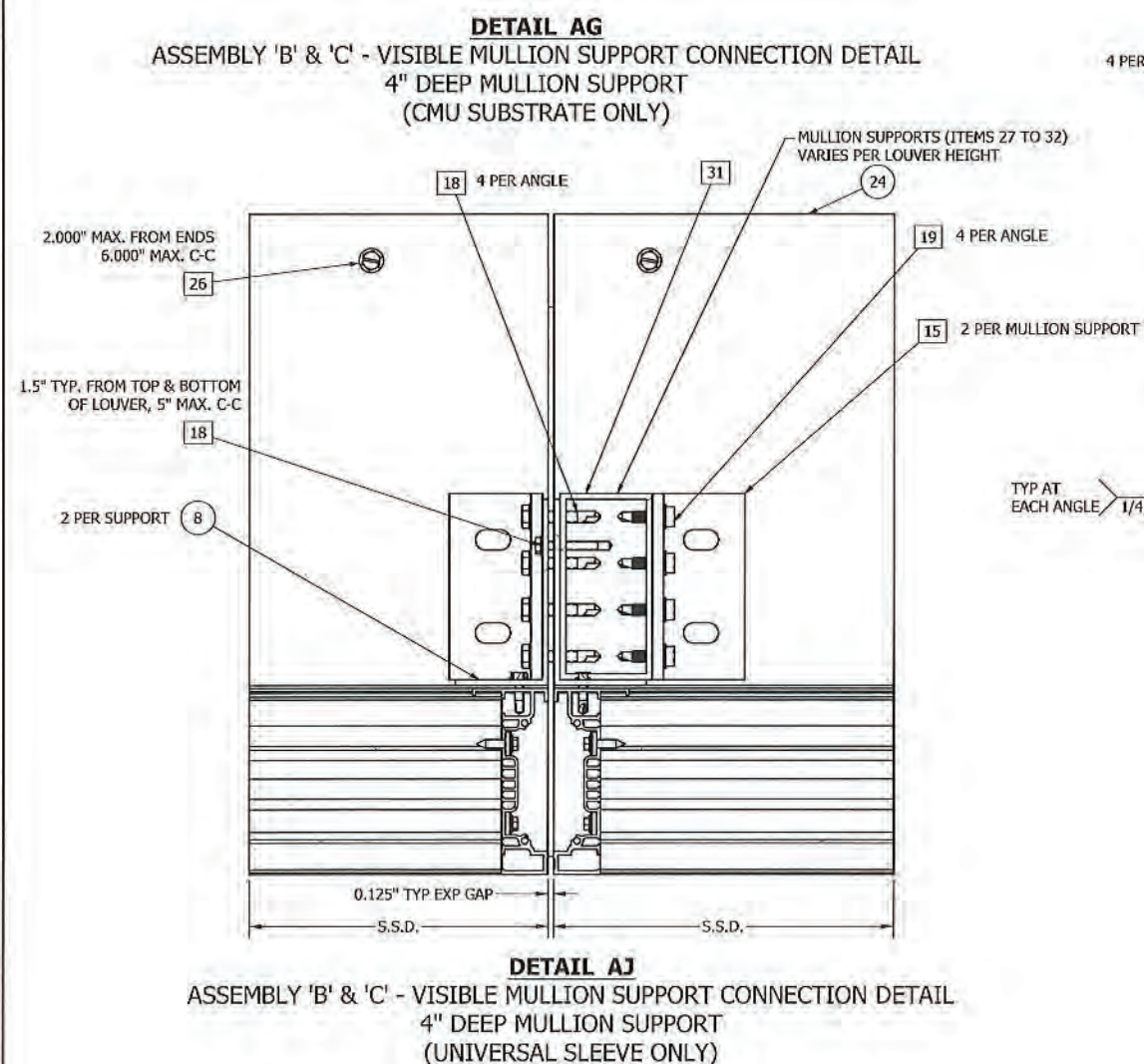
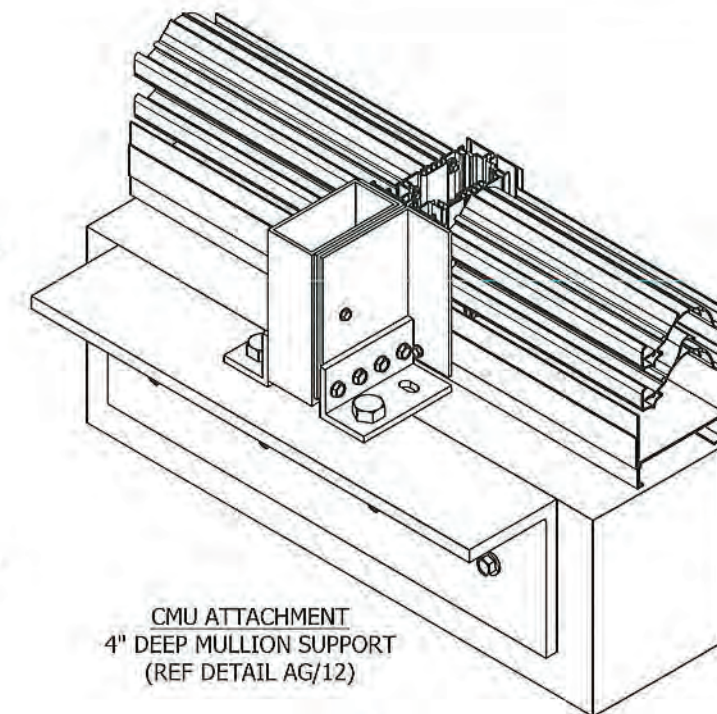
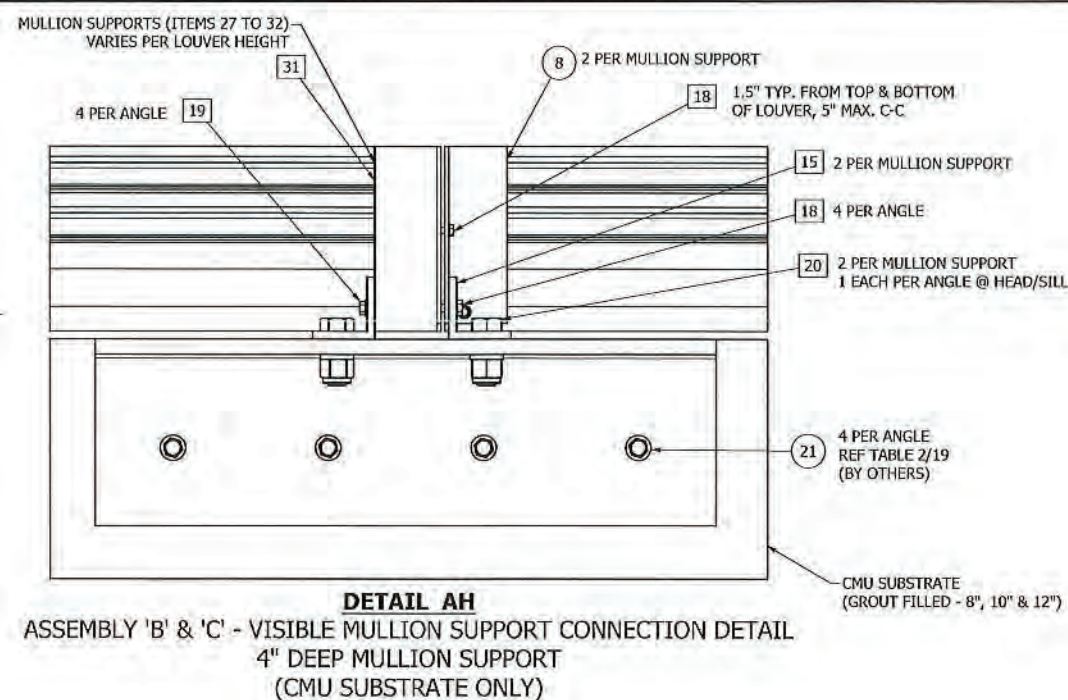
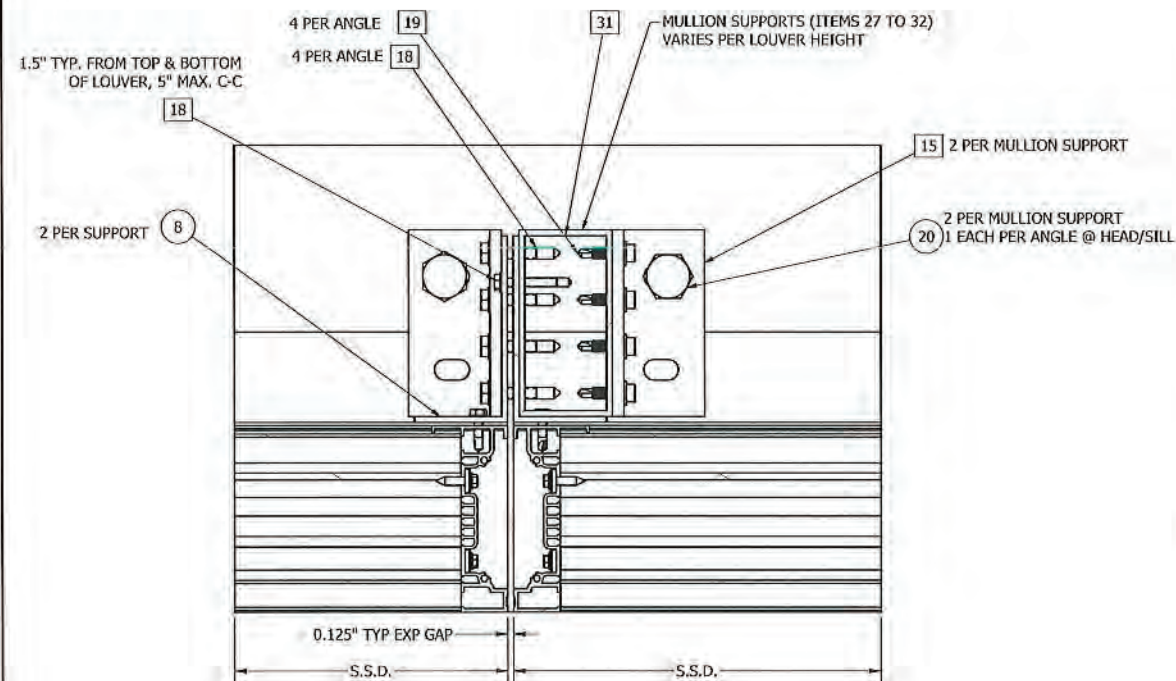
Expiration Date 02/14/2029

By 
Miami-Dade Product Control



JEFFREY D. SMITH, P.E.
NO. 91182


ASSY "A" CHANGED TO 120" X 60", REMOVED HEAD & SILL CONNECTION, MULLION SUPPORT CHANGED TO TUBE FROM C CHANNEL, REMOVED 104" CIRCULAR LOUVER, REVISED COUNTERSUNK & WALL FASTNER TABLE		VDP	JDS	MA		
REV	DESCRIPTION	DES	CHK	APVD	ECN	DATE
AUTHOR	VDP	5/25/2023				
CHECKED	JDS					
APPROVED	MA					
PART #						
PATERIAL	ALUMINUM					
TITLE		3900 DOCTOR GREAVES RD, GRANDVIEW, MO 64030 PROPRIETARY AND CONFIDENTIAL				
PRODUCT		EHE420(MD)				
TITLE		ASSEMBLY "B" & "C" - 4" MULLION SUPPORT (WOOD, STEEL & CONCRETE) CONNECTION @ HEAD/SILL DETAILS				
SIZE	THIRD ANGLE	DRWG NO				
D		60-022285-00D				
ECN	SCALE	DIMENSIONS ARE IN INCHES				
	NTS					SHEET 11 OF 23





PRODUCT REVISED
as complying with the Florida
Building Code
NOA-No. 23-1116.12

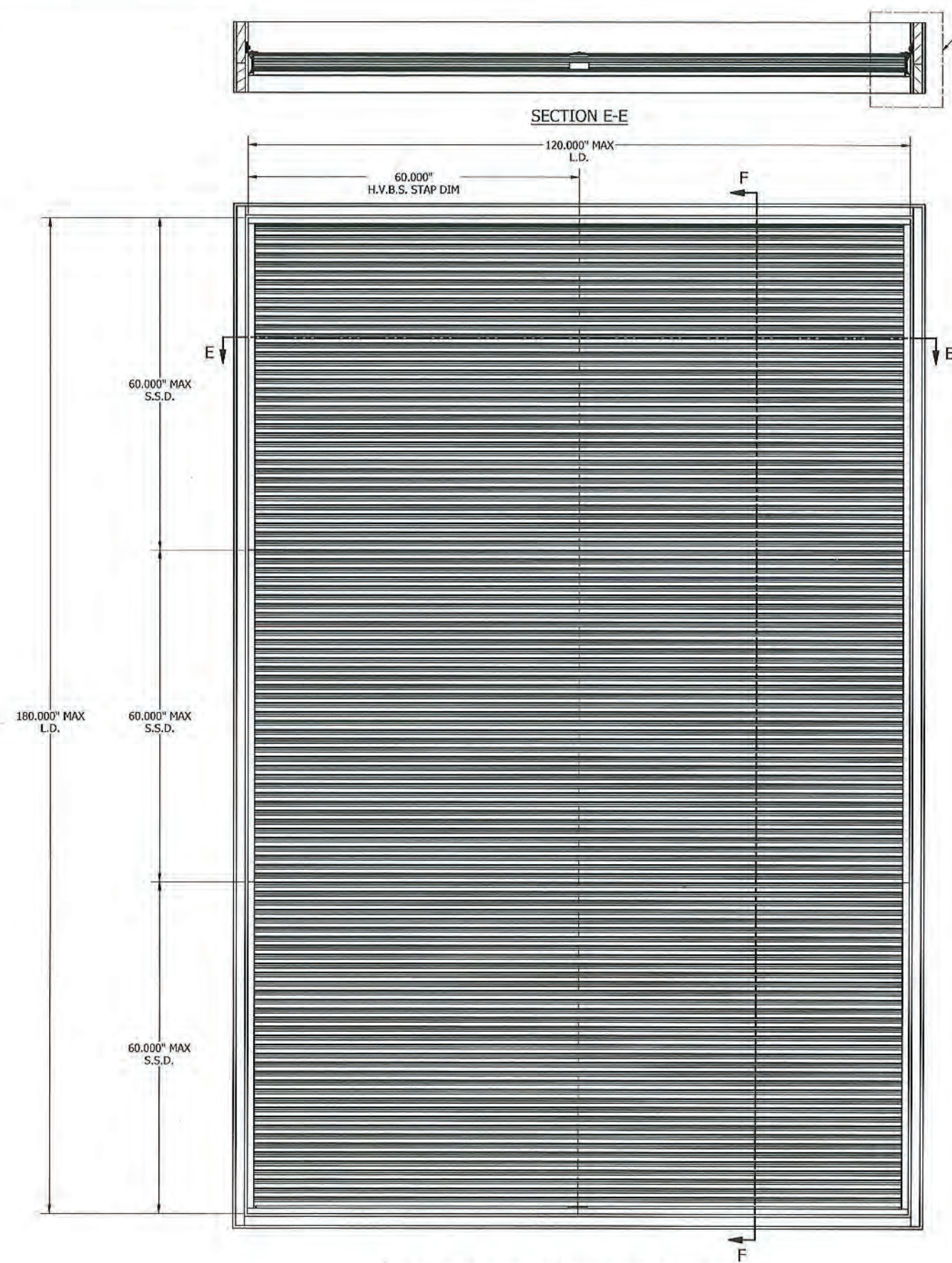
Expiration Date 02/14/2029

By
Miami-Dade Product Control




JEFFREY D. SMITH, P.E.
NO. 91182

E	ASSY "A" CHANGED TO 120" X 60", REMOVED HEAD & SILL CONNECTION, MULLION SUPPORT CHANGED TO TUBE FROM C CHANNEL, REMOVED 104" CIRCULAR LOUVER, REVISED COUNTERSUNK & WALL FASTNER TABLE				VDP	JDS	MA		
REV	DESCRIPTION				DES	CHK	APVD	ECN	DATE
AUTHOR	VDP	5/25/2023				3900 DOCTOR GREAVES RD GRANDVIEW, MO 64030 PROPRIETARY AND CONFIDENTIAL			
CHECKED	JDS								
APPROVED	MA								
PART #					PRODUCT	EME420MD			
MATERIAL	ALUMINUM				TITLE ASSEMBLY "B" & "C" - "A" MULLION SUPPORT CONNECTION @ HEAD/SILL DETAIL (CHU SUBSTRATE & UNIVERSAL SLEEVE)				
ECR	SCALE		N.T.S		SIZE D	THIRD ANGLE 	DTWG NO	60-022285-00D	
					DIMENSIONS ARE IN INCHES				SHEET 12 OF 12




REF DETAIL A/02
 FOR JAMB CONNECTION DETAIL (WOOD)
REF DETAIL B/02
 FOR JAMB CONNECTION DETAIL (STEEL)
REF DETAIL C/02
 FOR JAMB CONNECTION DETAIL (CONCRETE)
REF DETAIL D/02
 FOR JAMB CONNECTION DETAIL (CMU)
REF DETAIL F/02
 FOR JAMB CONNECTION DETAIL (UNIVERSAL SLEEVE)
REF DETAIL G,H,I/03
 FOR JAMB CONNECTION DETAIL
 IN REVERSE DIRECTION
 (WOOD,STEEL,CONCRETE)



ASSEMBLY "D" - 1X3 MULTI SECTION VIEW
 MAX. SHIP SECTION : 120" W X 60" H

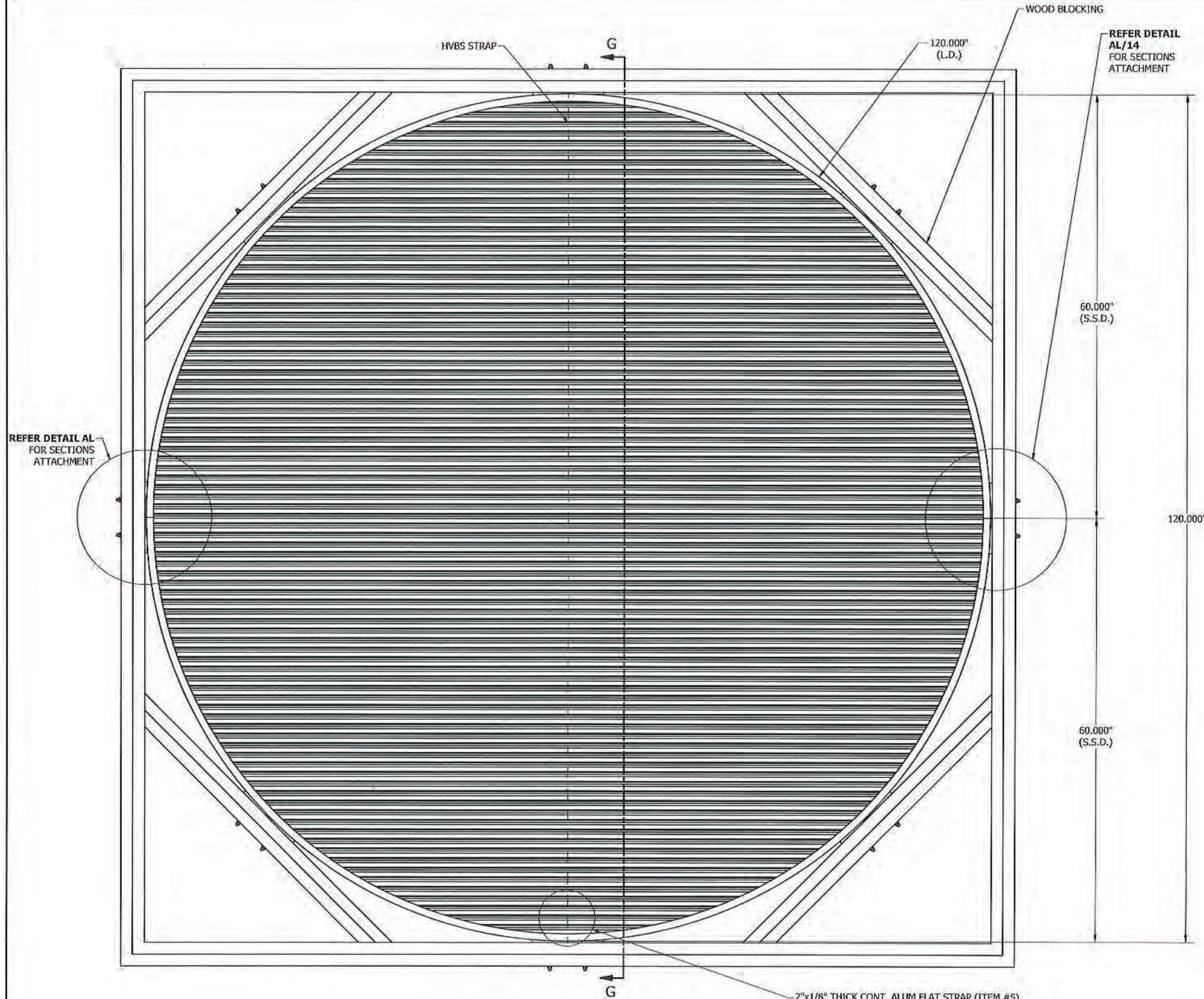
PRODUCT REVISED
 as complying with the Florida
 Building Code
 NOA-No. 23-1116.12
 Expiration Date 02/14/2029
 By *[Signature]*
 Miami-Dade Product Control



JEFFREY D. SMITH, P.E.
 NO. 91182

ASSY "A" CHANED TO 120" X 60", REMOVED HEAD & SILL CONNECTION, MULLION SUPPORT CHANGED TO TUBE FROM C. CHANNEL, REMOVED 104" CIRCULAR LOUVER, REVISED COUNTERSUNK & WALL FASTNER TABLE		VDP	JDS	MA		
REV	DESCRIPTION	DES	CHK	APVD	ECN	DATE
AUTHOR	VDP	5/25/2023				
CHECKED	JDS					
APPROVED	MA					
PART #						
MATERIAL	ALUMINUM					
TITLE EME420MD ASSEMBLY "D"		PRODUCT ENE420MD				
SIZE	D	THIRD ANGLE				
ECN		SCALE	NTS	DIMENSIONS ARE IN INCHES		SHEET 13 OF 23

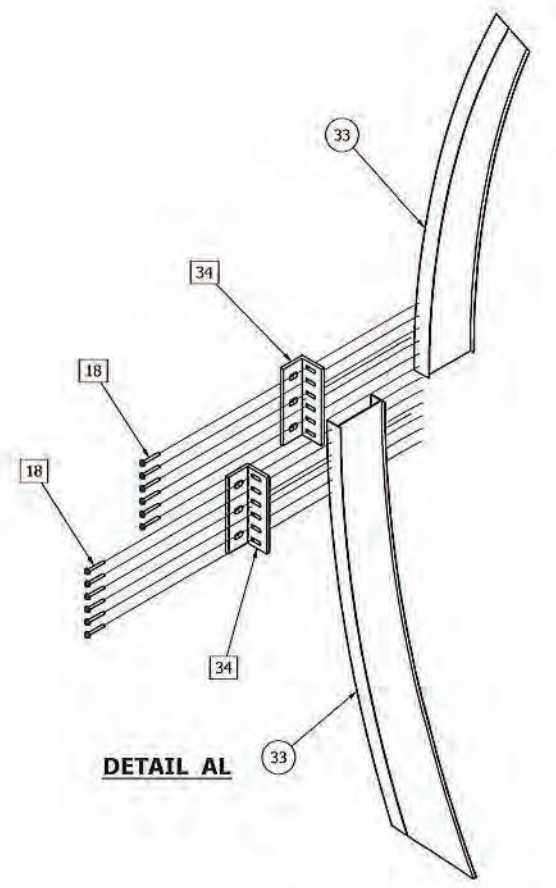
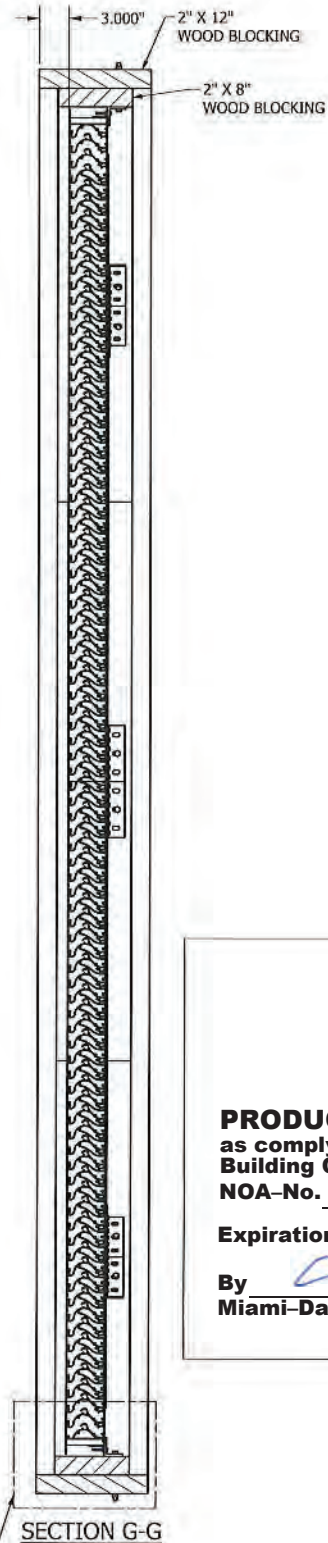
RUSKIN
 AUTHORITY IN AIR CONTROL
 3900 DOCTOR GREAVES RD,
 GRANDVIEW, MO 64030
 PROPRIETARY AND
 CONFIDENTIAL



ASSEMBLY "E" - 1X2 MULTI SECTION VIEW
MAX. SHIP SECTION : 120" W X 60" H

2"x1/8" THICK CONT. ALUM FLAT STRAP (ITEM #5)
WELDED TO HEAD/SILL & ALSO AT EACH BLADE BRACE

REFER DETAIL AM/15
FOR CONNECTION DETAIL (WOOD)
REFER DETAIL AN/15
FOR CONNECTION DETAIL (STEEL)
REFER DETAIL AP/15
FOR CONNECTION DETAIL (CONCRETE)
REFER DETAIL AS,AT,AU/16
FOR CONNECTION DETAIL
IN REVERSE DIRECTION
(WOOD,STEEL,CONCRETE)

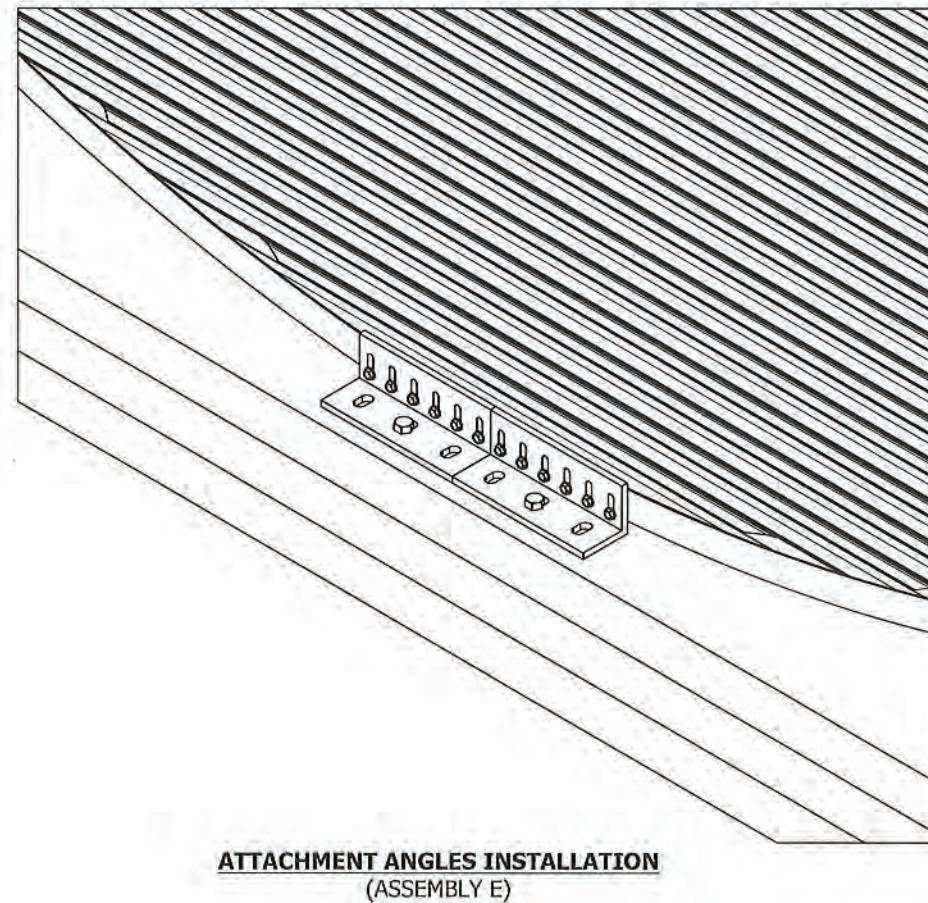
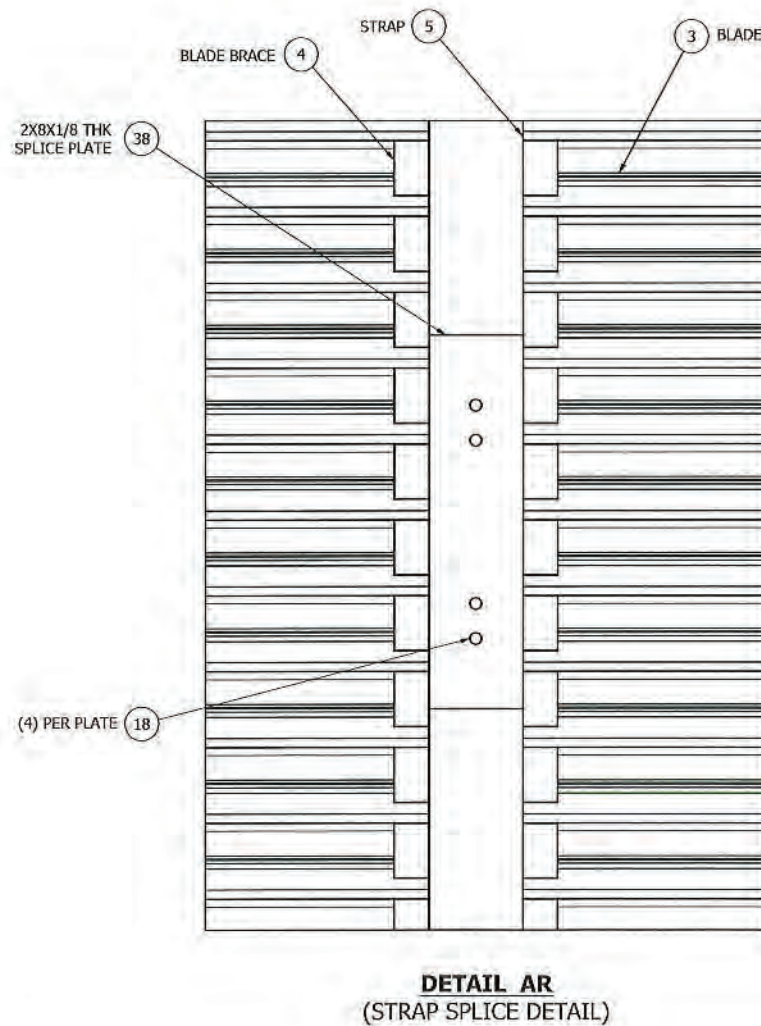
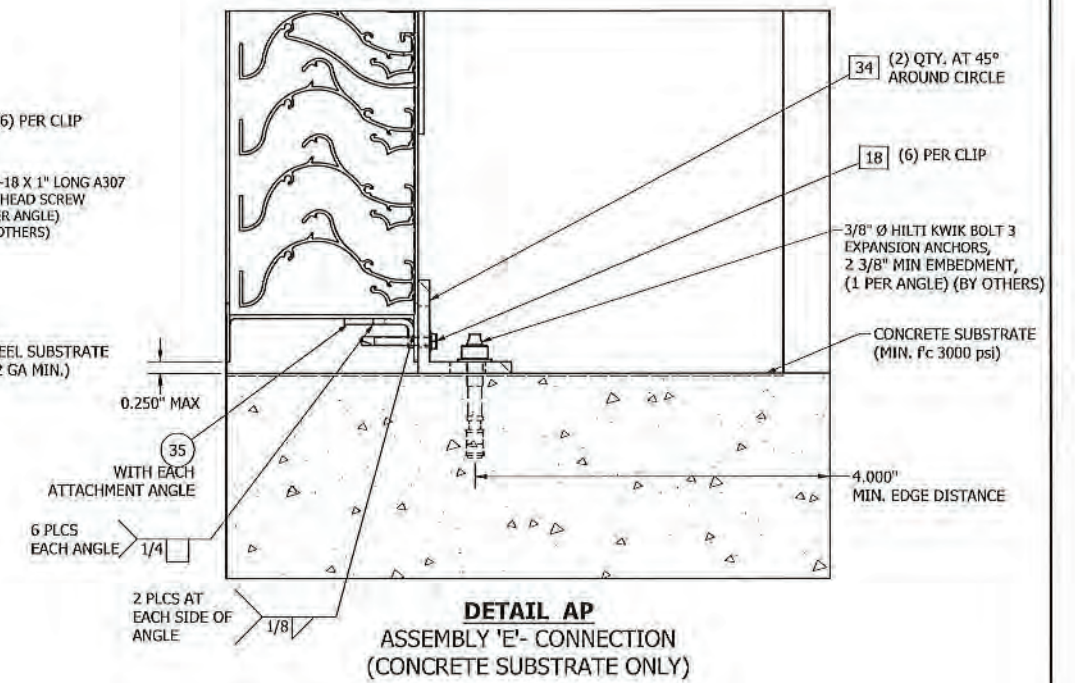
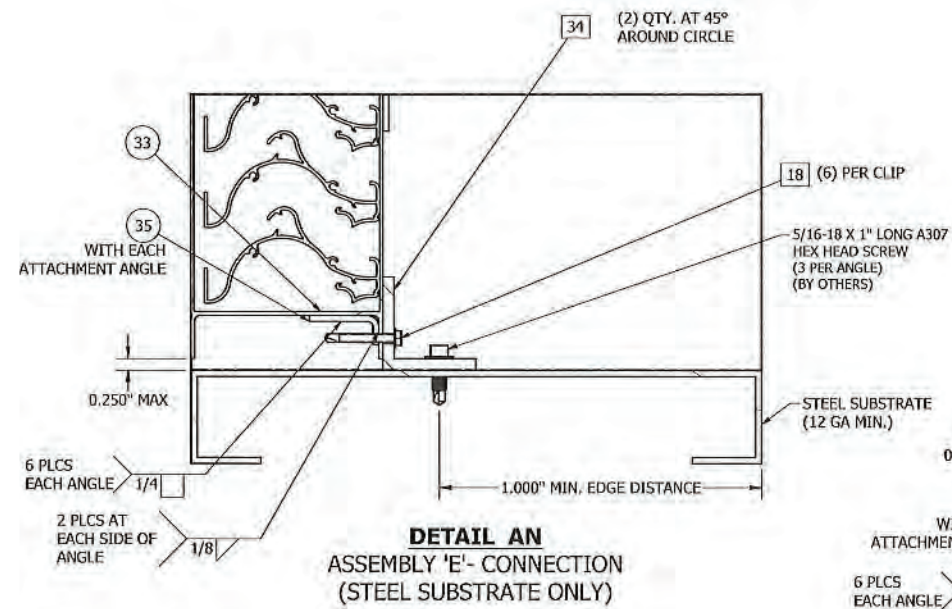
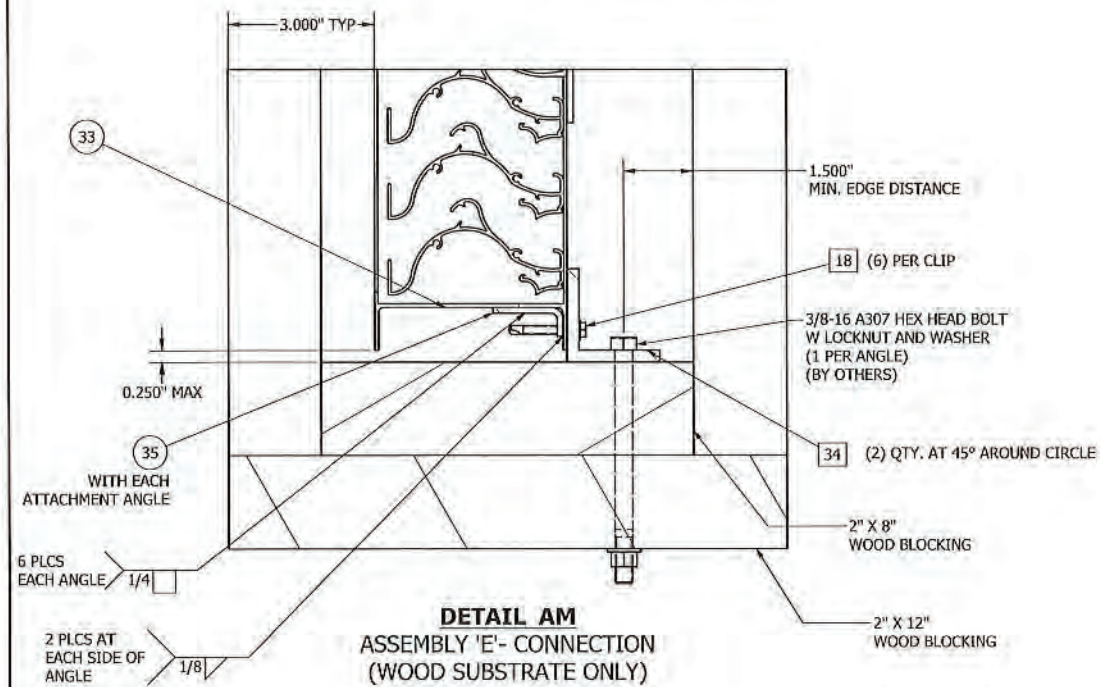


PRODUCT REVISED
as complying with the Florida
Building Code
NOA-No. 23-1116.12
Expiration Date 02/14/2029
By *[Signature]*
Miami-Dade Product Control




JEFFREY D. SMITH, P.E.
NO. 91182

ASSY "A" CHANGED TO 120" X 60", REMOVED HEAD & SILL CONNECTION, MULLION SUPPORT CHANGED TO TUBE FROM C CHANNEL, REMOVED 104" CIRCULAR LOUVER, REVISED COUNTERSUNK & WALL FASTNER TABLE		VDP	JDS	MA		
REV	DESCRIPTION	DES	CHK	APVD	ECN	DATE
AUTHOR	VDP	5/25/2023				
CHECKED	JDS					
APPROVED	MA					
PART #						
MATERIAL	ALUMINUM					
TITLE	ENE420MD ASSEMBLY "E"					
SIZE	D					
THIRD ANGLE						
DWG NO.	60-022285-00D					
REV	E					
DATE						
NTS						
DIMENSIONS ARE IN INCHES						SHEET 14 OF 23

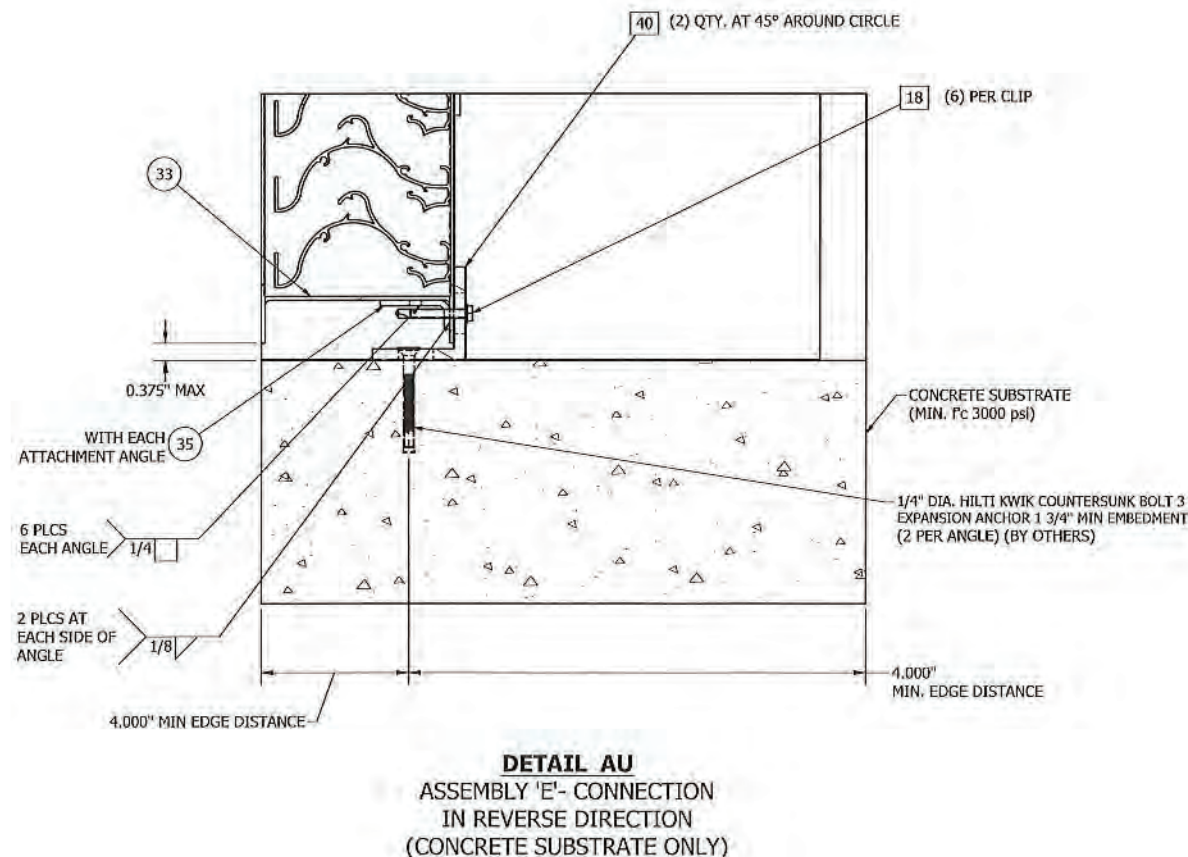
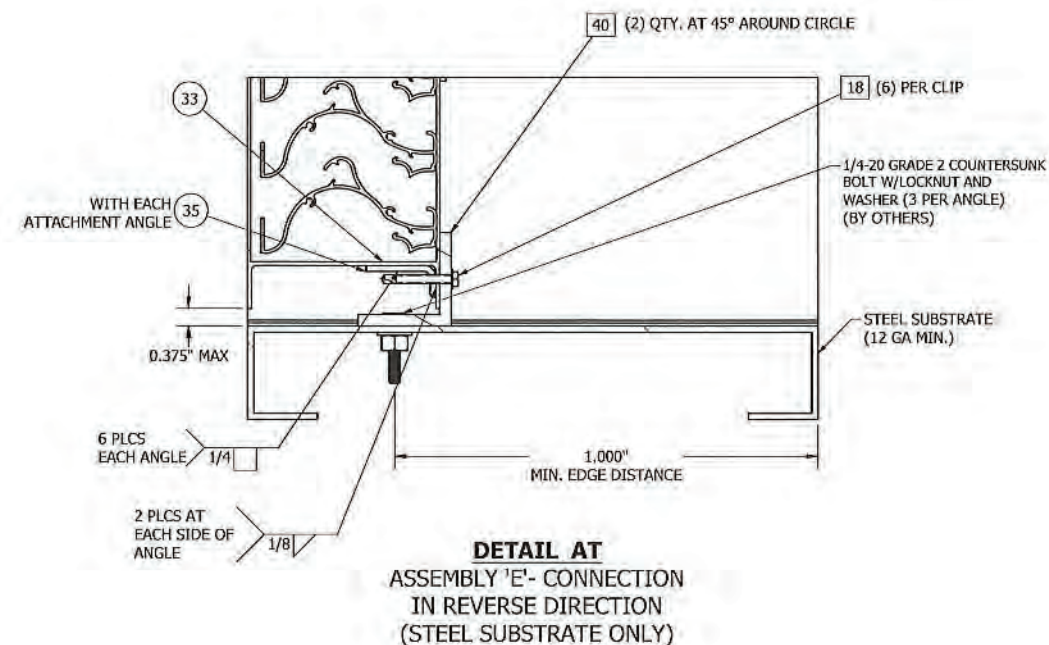
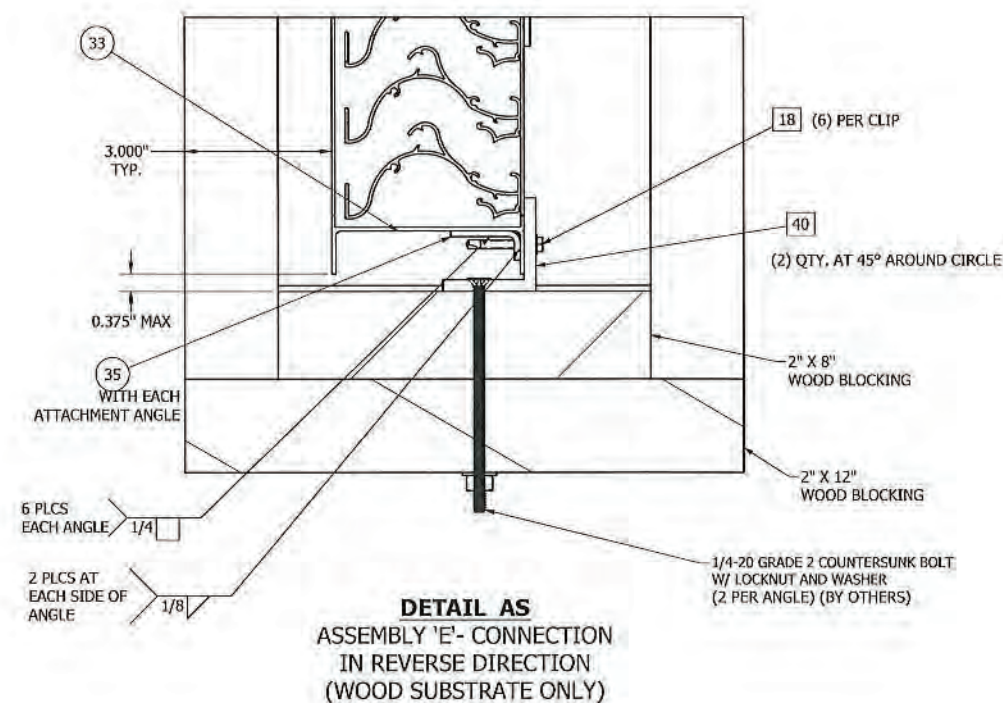


PRODUCT REVISED
as complying with the Florida
Building Code
NOA-No. 23-1116.12
Expiration Date 02/14/2029
By *[Signature]*
Miami-Dade Product Control




JEFFREY D. SMITH, P.E.
NO. 91182

ASSY "A" CHANGED TO 120" X 60", REMOVED HEAD & SILL CONNECTION, MULLION SUPPORT CHANGED TO TUBE FROM C CHANNEL, REMOVED 104" CIRCULAR LOUVER, REVISED COUNTERSUNK & WALL FASTNER TABLE		VDP	JDS	MA		
REV	DESCRIPTION	DES	CHK	APVD	ECN	DATE
AUTHOR	VDP	5/25/2023				
CHECKED	JDS					
APPROVED	MA					
PART #						
MATERIAL	ALUMINUM					
TITLE	ASSEMBLY "E" INSTALL DETAILS					
SIZE	D	THIRD ANGLE		DWG NO.	60-022285-00D	REV E
SCALE	NTS	DIMENSIONS ARE IN INCHES				SHEET 15 OF 23

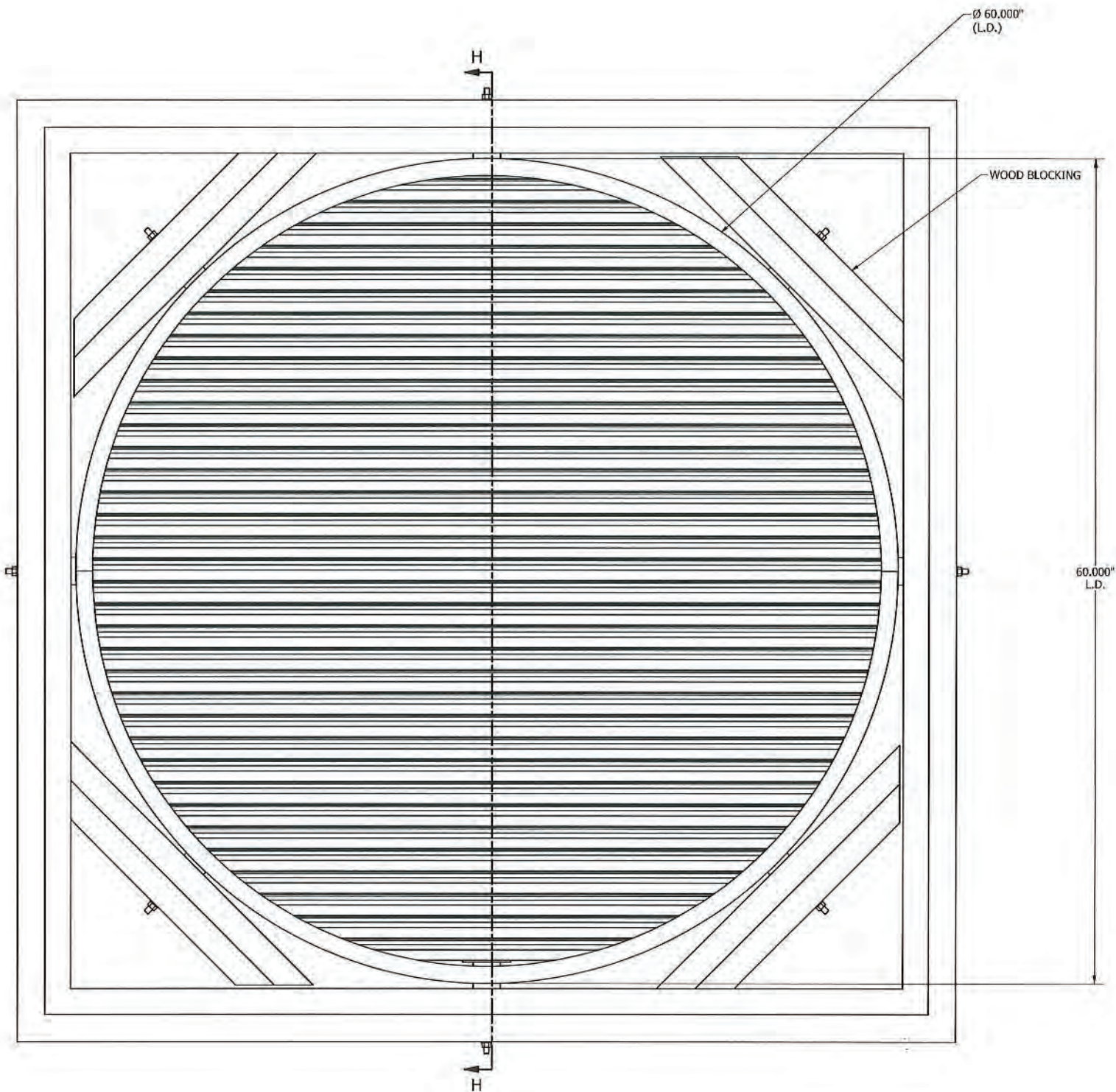


PRODUCT REVISED
as complying with the Florida
Building Code
NOA-No. 23-1116.12
Expiration Date 02/14/2029
By *[Signature]*
Miami-Dade Product Control

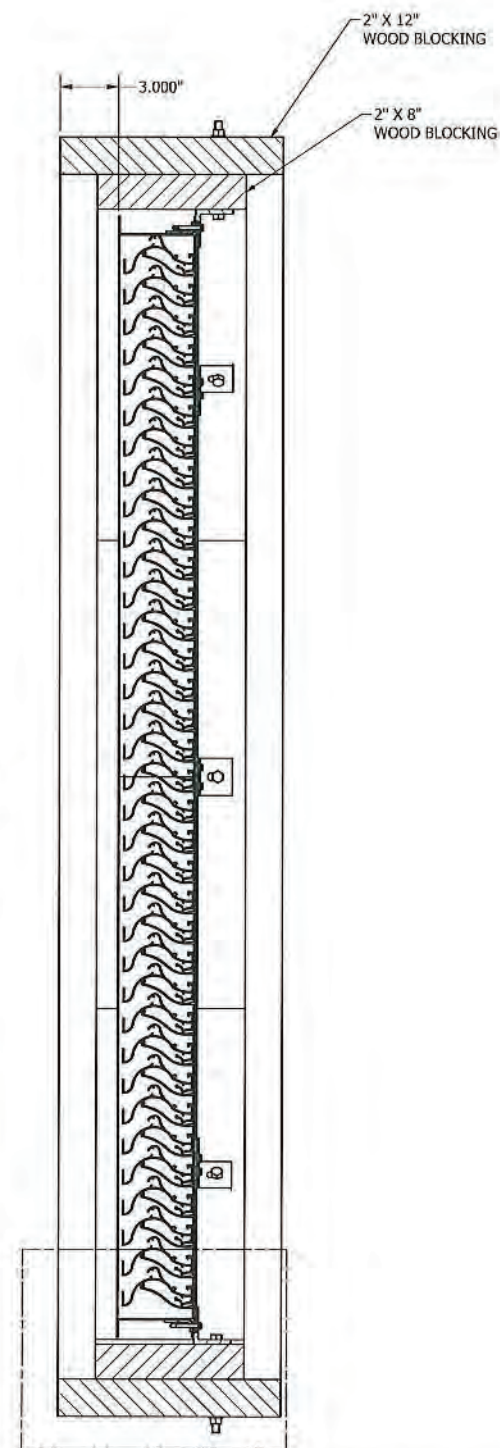


JEFFREY D. SMITH, P.E.
NO. 91182

ASSY "A" CHANGED TO 120" X 60", REMOVED HEAD & SILL CONNECTION, MULLION SUPPORT CHANGED TO TUBE FROM C CHANNEL, REMOVED 104" CIRCULAR LOUVER, REVISED COUNTERSUNK & WALL FASTNER TABLE		VDP	JDS	MA		
REV	DESCRIPTION	DES	CHK	APVD	ECN	DATE
AUTHOR	VDP	5/25/2023				
CHECKED	JDS					
APPROVED	MA					
PART #						
MATERIAL	ALUMINUM					
SIZE	D					
THIRD ANGLE						
DWG NO	60-022285-00D					
REV	E					
SCALE	NTS					
DIMENSIONS ARE IN INCHES						
SHEET 16 OF 23						



ASSEMBLY "F" - SINGLE SECTION VIEW
SIZE - 60" DIAMETER



SECTION H-H

REFER DETAIL AV/18
FOR CONNECTION DETAIL (WOOD)
REFER DETAIL AW/18
FOR CONNECTION DETAIL (STEEL)
REFER DETAIL AY/18
FOR CONNECTION DETAIL (CONCRETE)
REFER DETAIL AZ,BA,BB/18
FOR CONNECTION DETAIL
IN REVERSE DIRECTION
(WOOD,STEEL,CONCRETE)

PRODUCT REVISED
as complying with the Florida
Building Code
NOA-No. 23-1116.12

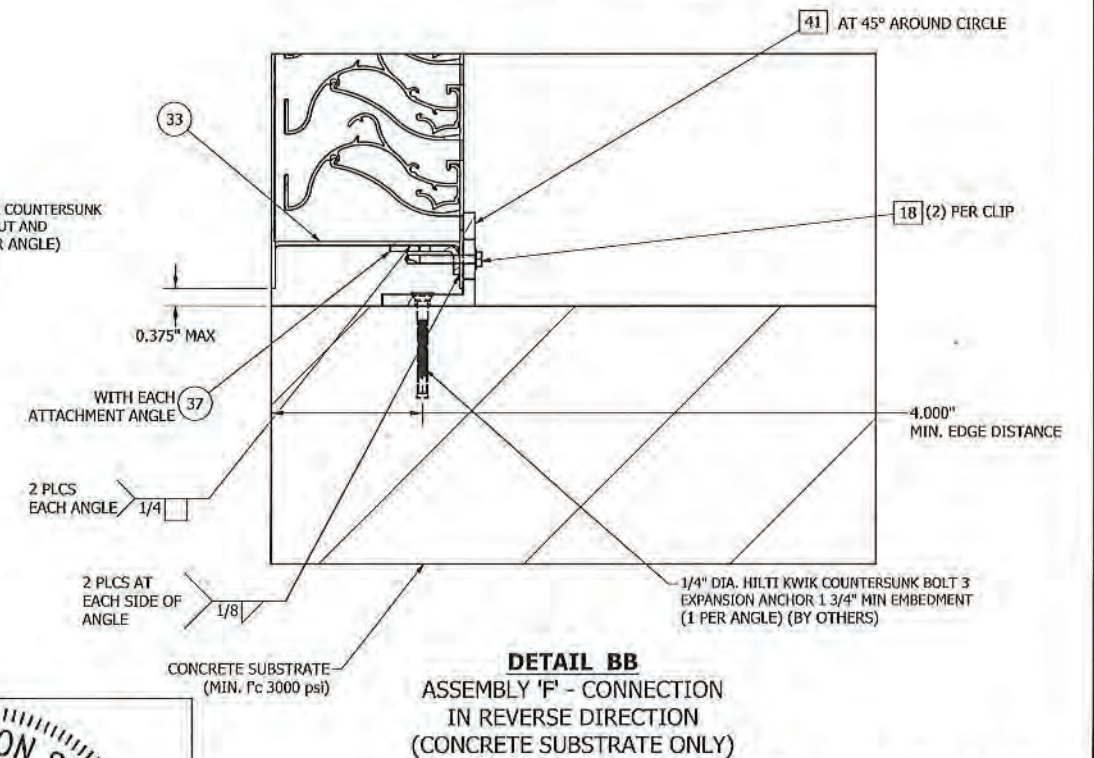
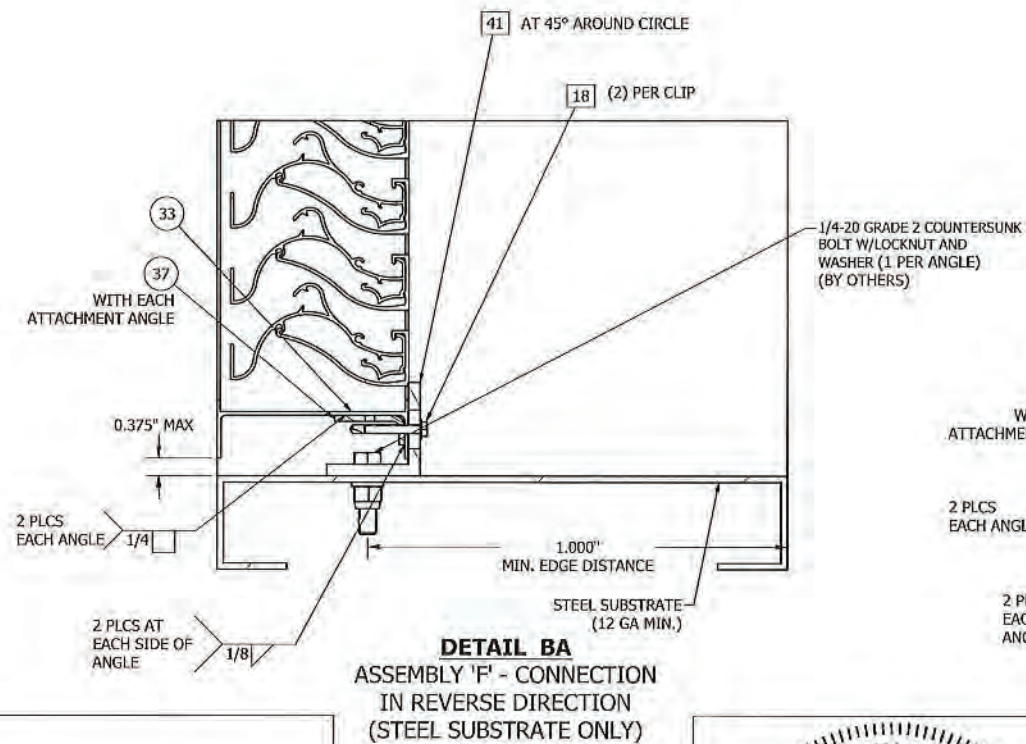
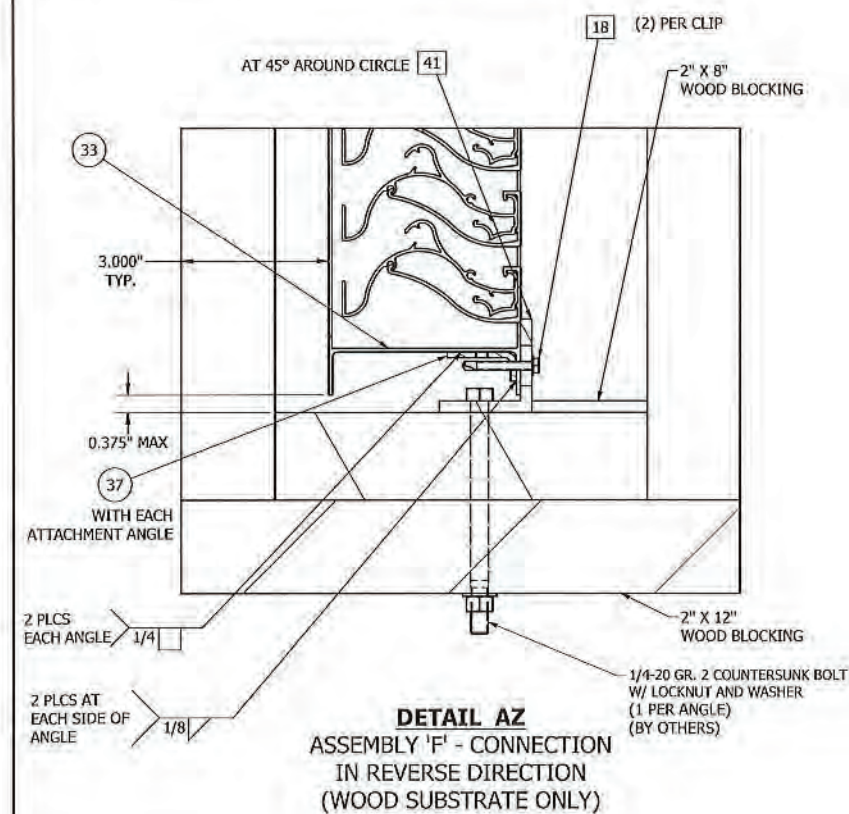
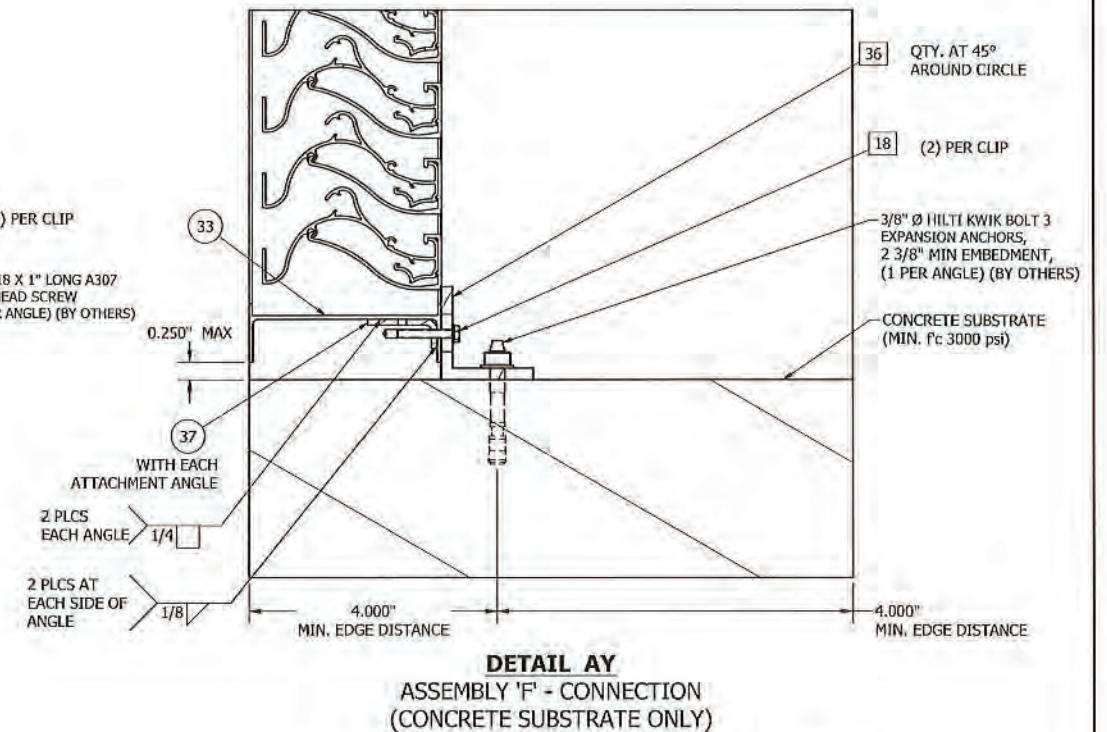
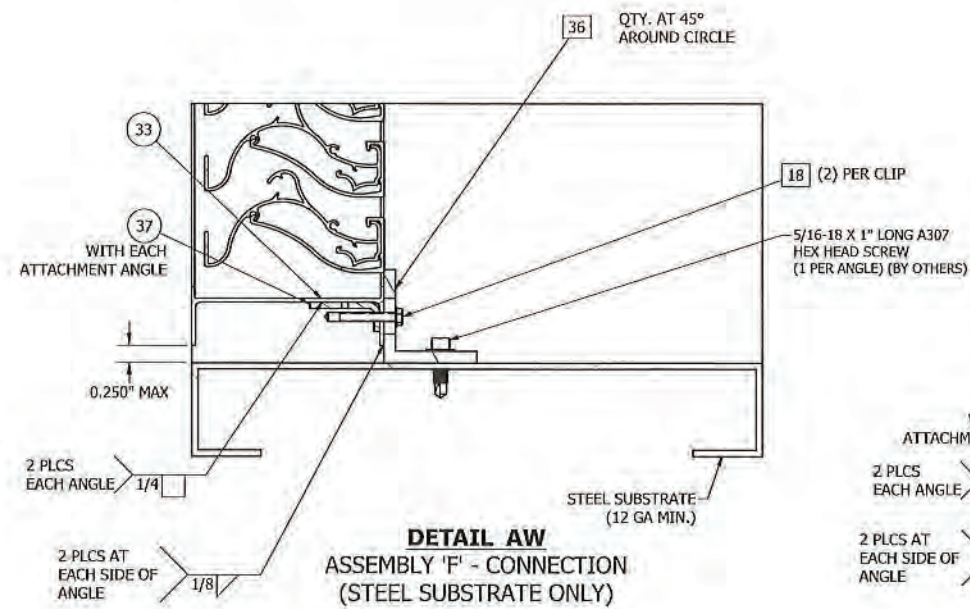
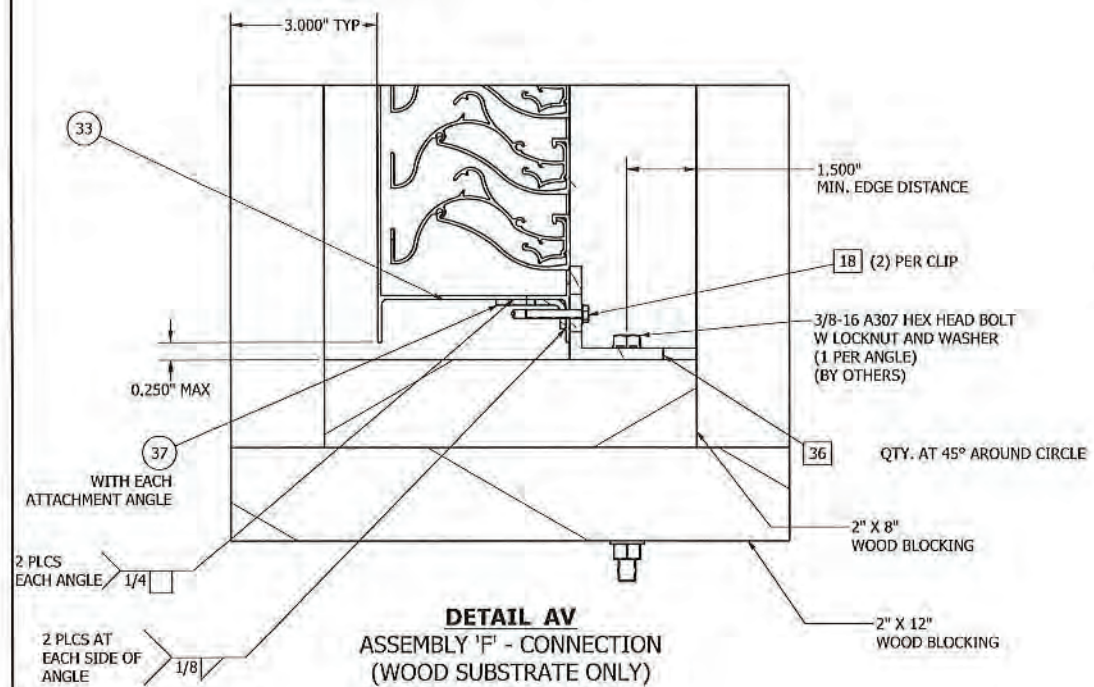
Expiration Date 02/14/2029

By *[Signature]*
Miami-Dade Product Control



JEFFREY D. SMITH, P.E.
NO. 91182



ASSY "A" CHANED TO 120" X 60", REMOVED HEAD & SILL CONNECTION, MULLION SUPPORT CHANGED TO TUBE FROM C CHANNEL, REMOVED 104" CIRCULAR LOUVER, REVISED COUNTERSUNK & WALL FASTNER TABLE		VDP	JDS	MA		
REV	DESCRIPTION	DES	CHK	APVD	ECN	DATE
AUTHOR	VDP	5/25/2023				
CHECKED	JDS					
APPROVED	MA					
PART #						
MATERIAL	ALUMINUM					
TITLE		60-022285-00D				
SIZE	D	THIRD ANGLE	PROJ	DATE	REV	E
ECN	SCALE	NTS	DIMENSIONS ARE IN INCHES			SHEET 17 OF 23



PRODUCT REVISED
as complying with the Florida
Building Code
NOA-No. 23-1116.12
Expiration Date 02/14/2029
By *CS*
Miami-Dade Product Control



JEFFREY D. SMITH, P.E.
NO. 91182

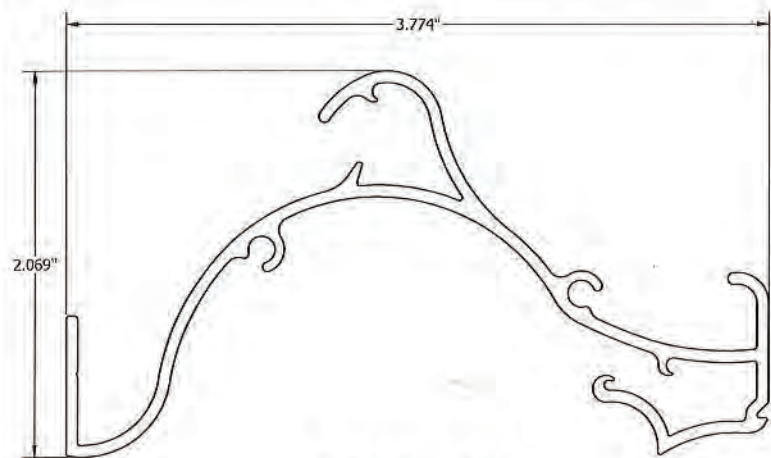
	ASSY "A" CHANGED TO 120" X 60", REMOVED HEAD & SILL CONNECTION, MULLION SUPPORT CHANGED TO TUBE FROM C CHANNEL, REMOVED 104" CIRCULAR LOUVER, REVISED COUNTERSUNK & WALL FASTNER TABLE					VDP	JDS	MA			
E											
REV	DESCRIPTION					DES	CHK	APVD	ECN	DATE	
AUTHOR	VDP	5/25/2023				 RUSKIN 3900 DOCTOR GREAVES RD, GRANDVIEW, MO 64030 AUTHORITY IN AIR CONTROL PROPRIETARY AND CONFIDENTIAL					
CHECKED	JDS										
APPROVED	MA										
PART #											
MATERIAL	ALUMINUM					PRODUCT	EME420MD				
TITLE						ASSEMBLY "F" INSTALL & REVERSE ANGLE INSTALL (ALL SUBSTRATES)					
SIZE						THIRD ANGLE		DWG NO.		REV	
D								60-022285-00D		E	
ECN			SCALE	NTS		DIMENSIONS ARE IN INCHES			SHEET 18 OF 23		

RUSKIN
3900 DOCTOR GREAVES RD,
GRANDVIEW, MD 64330
AUTHORITY IN AIR CONTROL
PROPRIETARY AND
CONFIDENTIAL

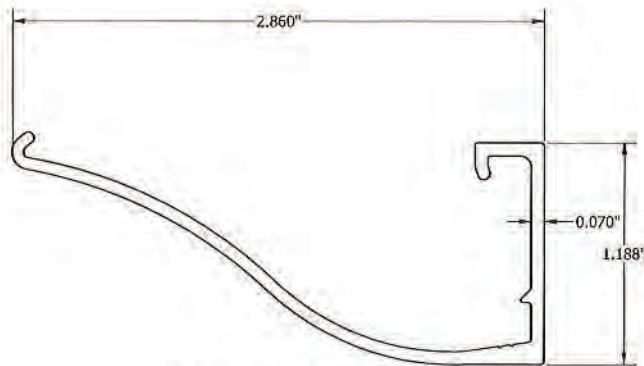
TABLE 02 - EME420MD - WALL FASTENER TABLE (N.I.C.)

SUBSTRATE TYPE	MIN. SUBSTRATE REQUIREMENTS	LOCATION	FASTENER TYPE	MIN. EMBEDMENT	MIN. EDGE DISTANCE
WOOD	SPECIFIC GRAVITY = 0.4	JAMBS	LAG SCREW 3/8" X 2" LG	1 1/2"	1 1/2"
		MULLION SUPPORT	3/8" - 16 LAG SCREW X 2" LONG	1 1/2"	2 1/2"
STEEL	STEEL - MIN. 12 GA	JAMBS	5/16-18 A307 HEX HEAD SCREW	3 THREADS PAST SUBSTRATE	1"
		MULLION SUPPORT	5/16-18 GRADE 2 HEX HEAD SCREW	3 THREADS PAST SUBSTRATE	1"
CONCRETE	3000 PSI MIN. COMP. STRENGTH	JAMBS	3/8" Ø HILTI KWIK BOLT III EXPANSION ANCHORS STAINLESS STEEL	2 3/8"	4"
		MULLION SUPPORT	5/8" Ø HILTI KWIK BOLT TZ 2 EXPANSION ANCHORS	4 1/2"	8"
GROUT FILLED CMU (6", 8", 10" & 12")	ASTM C-90 BLOCK, 1500 PSI GROUT COMP. STRENGTH	JAMBS	3/8" Ø HILTI KWIK HUS EZ SCREW ANCHOR (1 PER CELL)	3 1/4"	4"
		MULLION SUPPORT	1/2" Ø HILTI HIT-HY 270 ANCHOR (1 PER CELL, 1" MIN. FROM VERTICAL MORTAR JOINT)	4 1/2"	4"

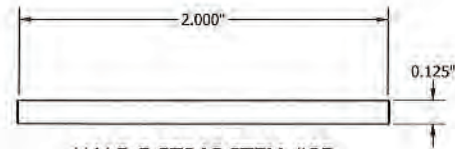
NOTE:
6" CMU WALL DEPTH PERMISSIBLE AT JAMBS ONLY
6 3/4" CMU WALL DEPTH MINIMUM AT HEAD AND SILL ONLY



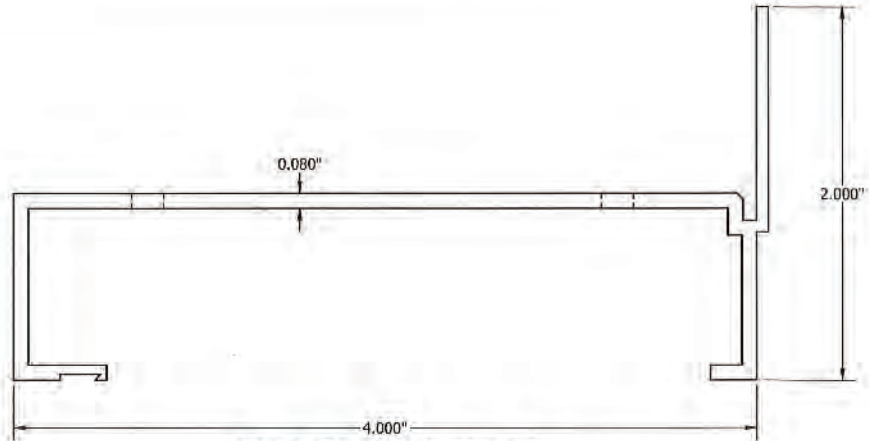
BLADE ITEM #03



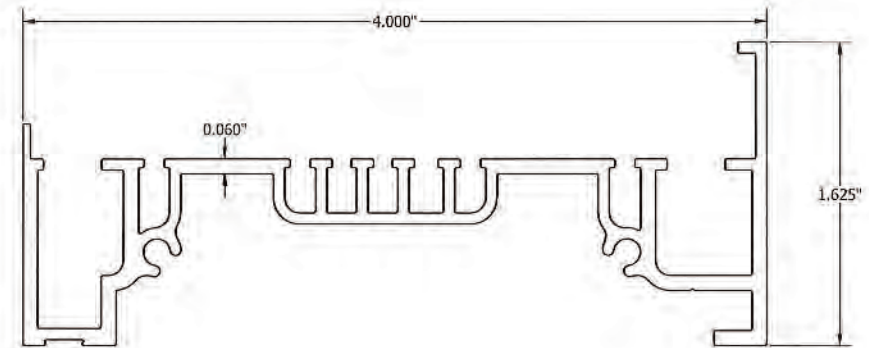
BLADE BRACE ITEM #04



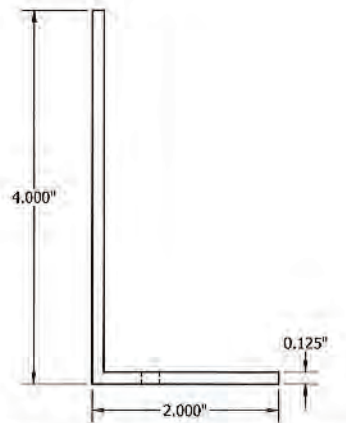
H.V.B.S STRAP ITEM #05



HEAD & SILL FRAME ITEM #01



JAMB FRAME ITEM #02



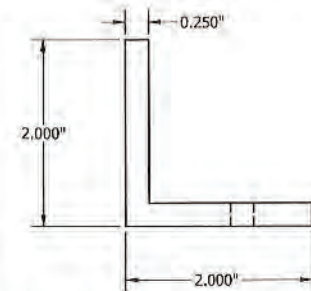
MULLION SUPPORT ANGLE ITEM#08

PRODUCT REVISED
as complying with the Florida
Building Code
NOA-No. 23-1116.12
Expiration Date 02/14/2029
By *[Signature]*
Miami-Dade Product Control




JEFFREY D. SMITH, P.E.
NO. 91182

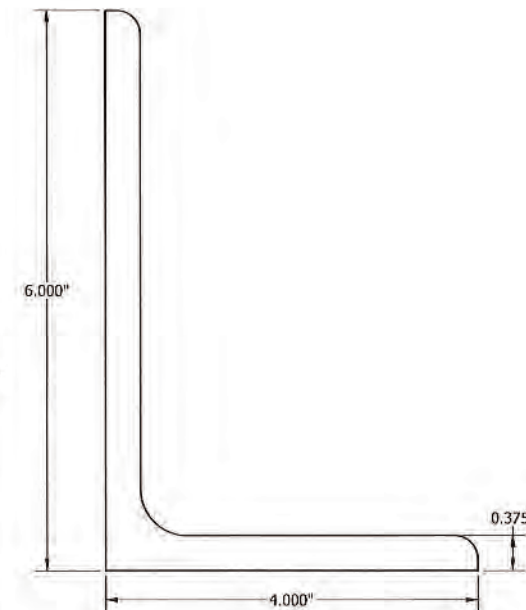
ASSY "A" CHANGED TO 120" X 60", REMOVED HEAD & SILL CONNECTION, MULLION SUPPORT CHANGED TO TUBE FROM C CHANNEL, REMOVED 104" CIRCULAR LOUVER, REVISED COUNTERSUNK & WALL FASTENER TABLE		VDP	JDS	MA		
REV	DESCRIPTION	DES	CHK	APVD	ECN	DATE
AUTHOR	VDP	5/25/2023				
CHECKED	JDS					
APPROVED	MA					
PART #	PRODUCT	EME420MD				
MATERIAL	ALUMINUM					
SIZE	D					
THIRD ANGLE						
DATE	60-022285-00D					
SCALE	NTS					
DIMENSIONS ARE IN INCHES						SHEET 19 OF 23



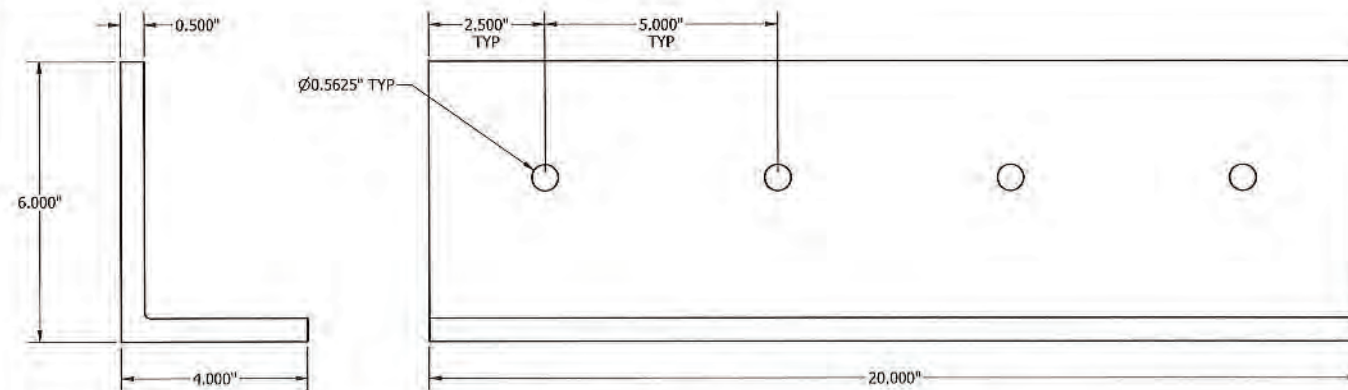
ATTACHMENT ANGLE, CONT. ITEM #9



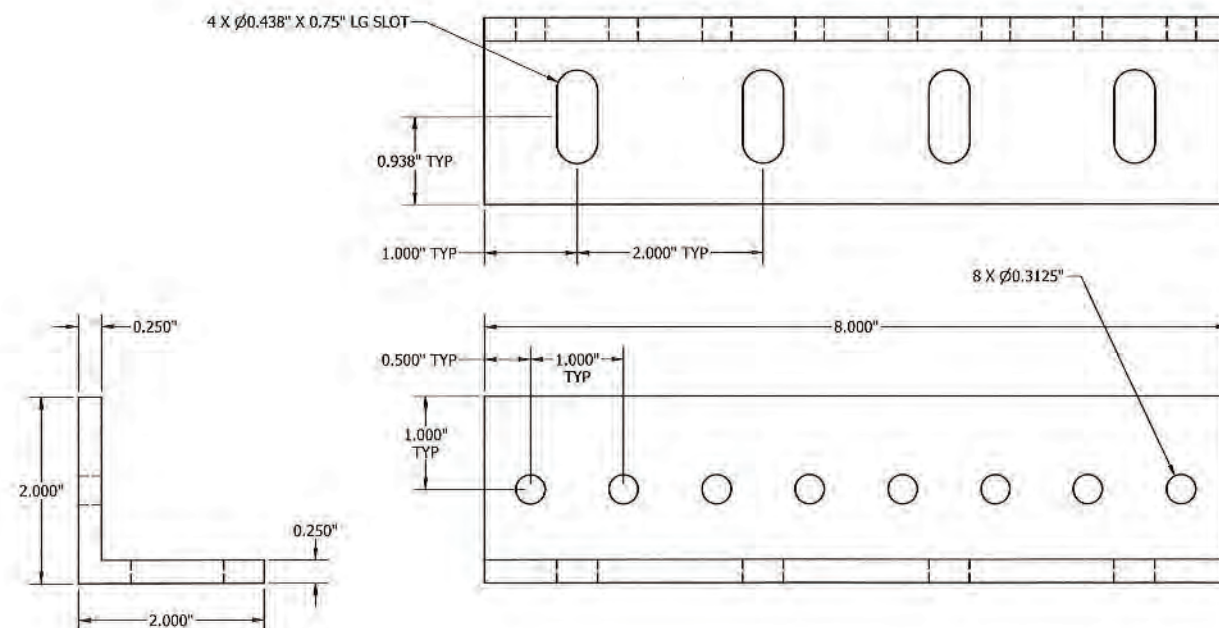
CLIP ANGLE - FORMED, CONT. ITEM #10



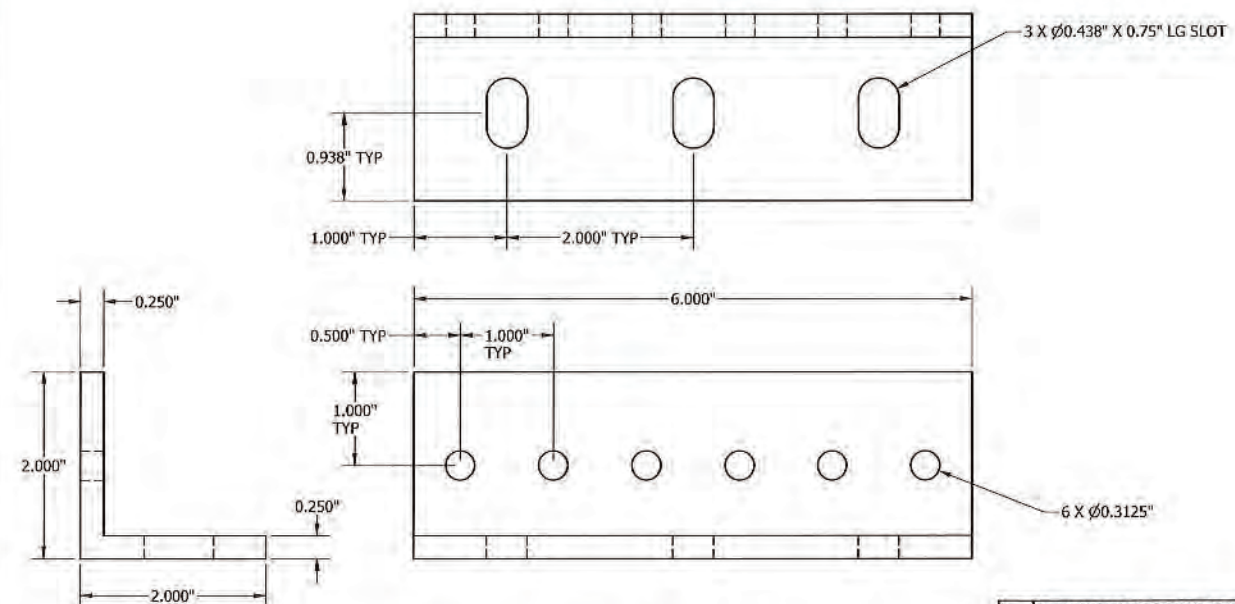
STRUCTURAL ATTACHMENT ANGLE, CONT. ITEM #11



STRUCTURAL ATTACHMENT ANGLE, 20" LG. ITEM #12



MULLION SUPPORT ATTACHMENT ANGLE ITEM #13



MULLION SUPPORT ATTACHMENT ANGLE ITEM #14

PRODUCT REVISED
as complying with the Florida
Building Code
NOA-No. 23-1116.12

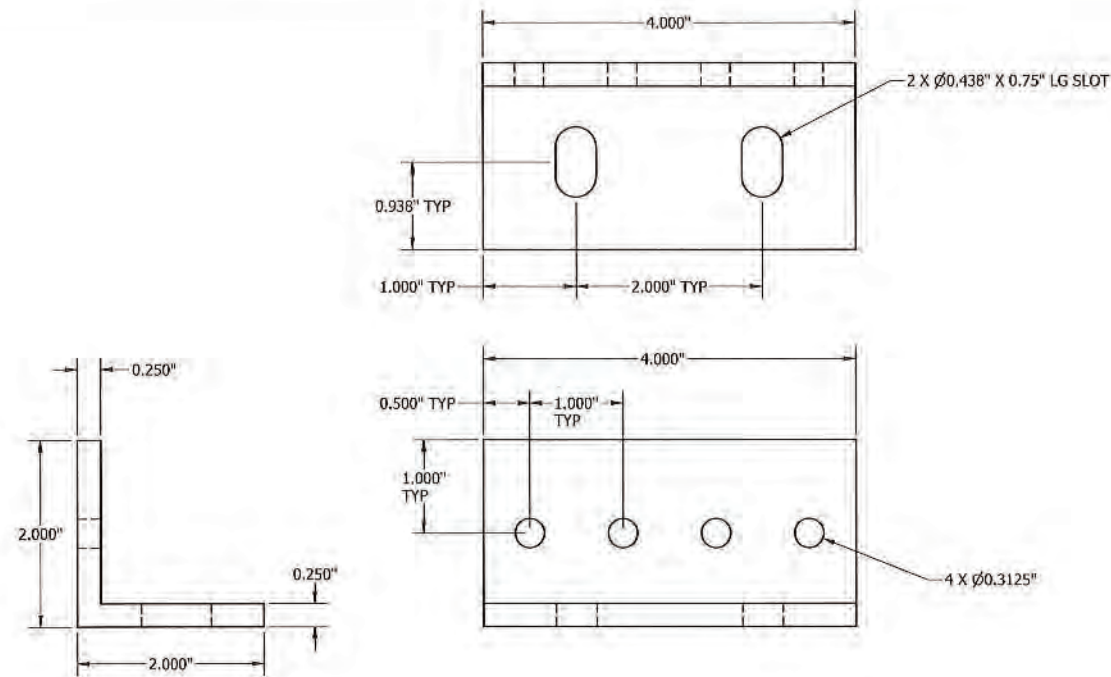
Expiration Date 02/14/2029

By 
Miami-Dade Product Control

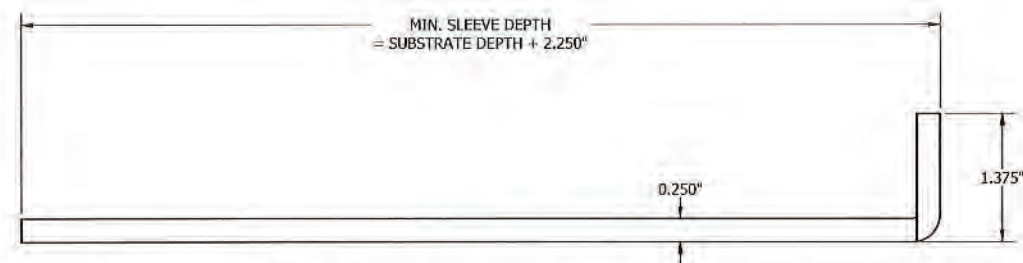


JEFFREY D. SMITH, P.E.
NO. 91182

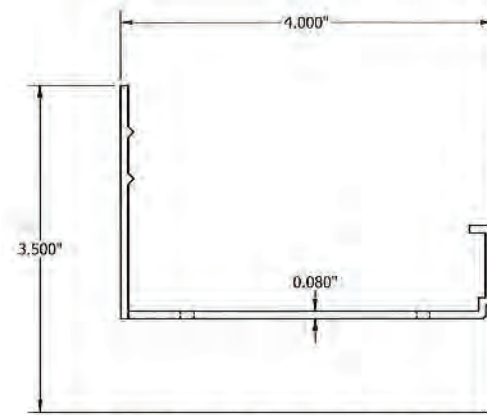
ASSY "A" CHANGED TO 120" X 60", REMOVED HEAD & SILL CONNECTION, MULLION SUPPORT CHANGED TO TUBE FROM C CHANNEL, REMOVED 104" CIRCULAR LOUVER, REVISED COUNTERSUNK & WALL FASTNER TABLE		VDP	JDS	MA		
REV	DESCRIPTION	DES	CHK	APVD	ECN	DATE
AUTHOR	VDP	5/25/2023				
CHECKED	JDS					
APPROVED	MA					
PART #						
MATERIAL	ALUMINUM					
SIZE	D					
THIRD ANGLE						
DWG NO	60-022285-00D					
REV	E					
SCALE	NTS					
DIMENSIONS ARE IN INCHES						SHEET 20 OF 23



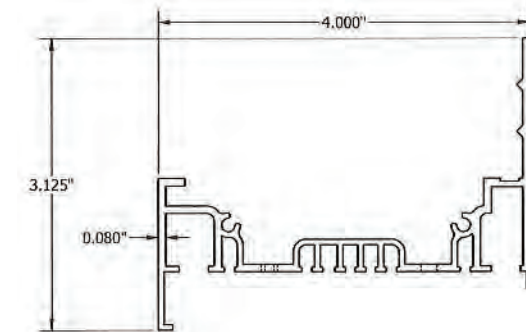
MULLION SUPPORT ATTACHMENT ANGLE ITEM #15



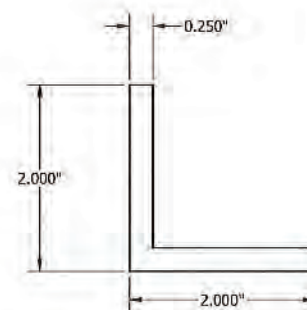
FRONT FLANGE UNIVERSAL SLEEVE ITEM #24



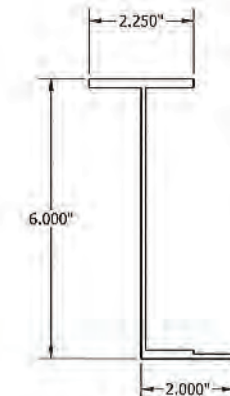
HEAD & SILL FRAME W/INTEGRAL FLANGE ITEM #22



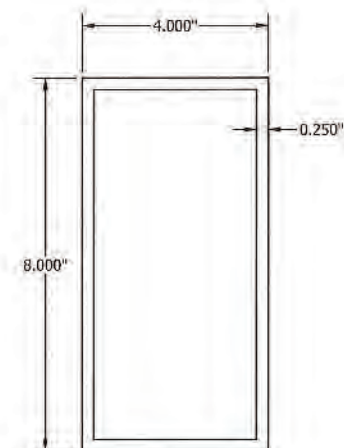
JAMB FRAME W/INTEGRAL FLANGE ITEM #23



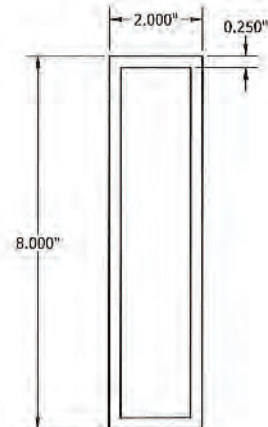
CONT. RETAINING ANGLE ITEM #25



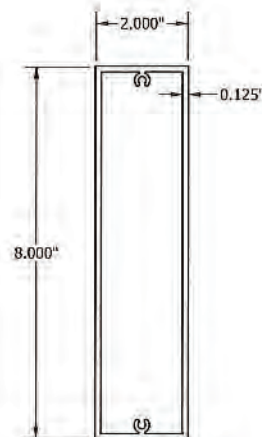
J SUPPORT ITEM #32



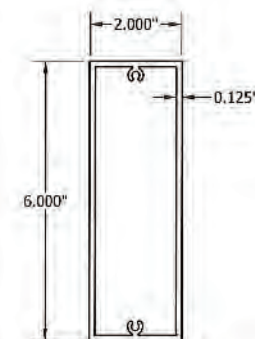
4" X 8" X 1/4" THK TUBE ITEM #27



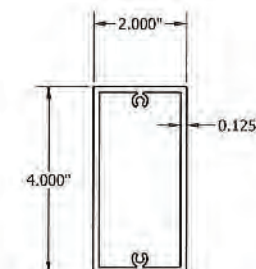
2" X 8" X 1/4" THK TUBE ITEM #28




2" X 8" X 1/8" THK TUBE ITEM #29




2" X 6" X 1/8" THK TUBE ITEM #30



2" X 4" X 1/8" THK TUBE ITEM #31

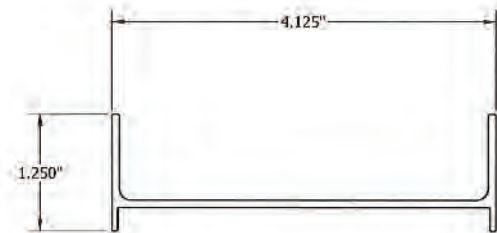
PRODUCT REVISED
as complying with the Florida
Building Code
NOA-No. 23-1116.12
Expiration Date 02/14/2029
By 
Miami-Dade Product Control



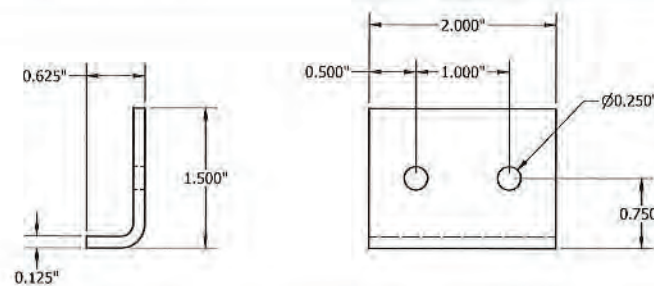
JEFFREY D. SMITH, P.E.
NO. 91182

ASSY "A" CHANGED TO 120" X 60", REMOVED HEAD & SILL CONNECTION, MULLION SUPPORT CHANGED TO TUBE FROM C CHANNEL, REMOVED 104" CIRCULAR LOUVER, REVISED COUNTERSUNK & WALL FASTNER TABLE		VDP	JDS	MA		
REV	DESCRIPTION	DES	CHK	APVD	ECN	DATE
AUTHOR	VDP	5/25/2023				
CHECKED	JDS					
APPROVED	MA					
PART #	EMEA20MD					
MATERIAL	ALUMINUM					
TITLE	EMEA20MD - PARTS					
SIZE	D	THIRD ANGLE	DRWG NO	60-022285-00D	REV	E
ECN	SCALE	NTS	DIMENSIONS ARE IN INCHES			SHEET 21 OF 23

RUSKIN
3900 DOCTOR GREAVES RD,
GRANDVIEW, MO 64030
AUTHORITY IN AIR CONTROL
PROPRIETARY AND
CONFIDENTIAL



I SHAPE FRAME - CIRCULAR SHAPE LOUVER ITEM #33

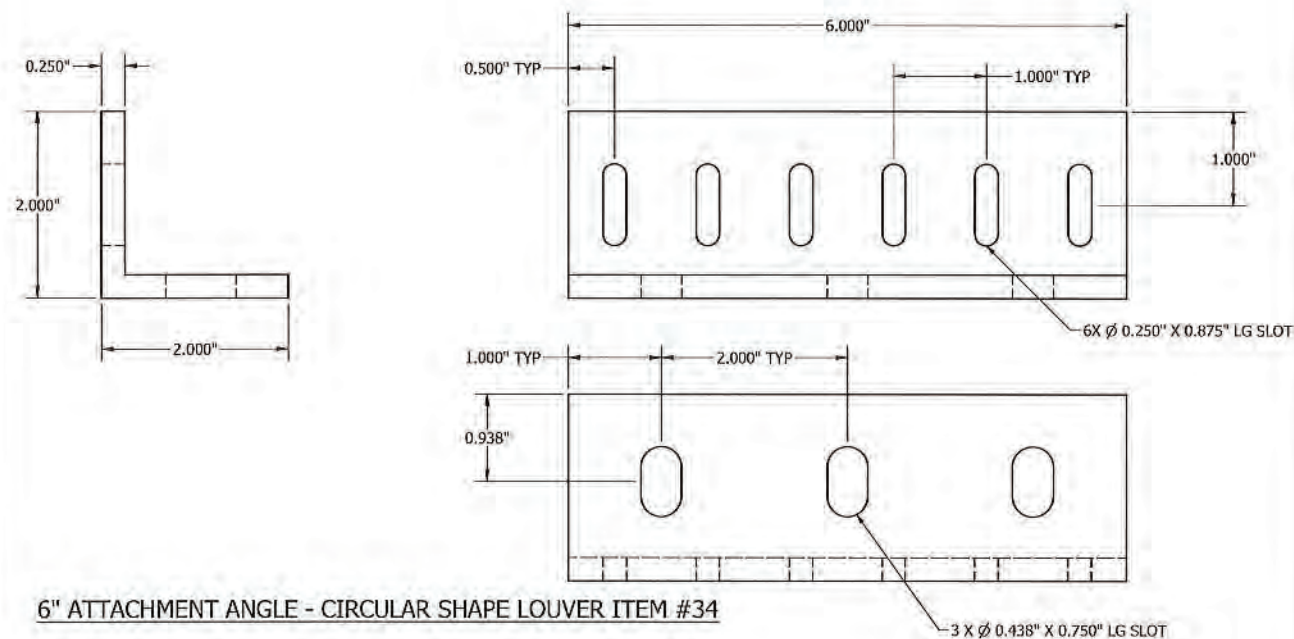


2" REINFORCING ANGLE - CIRCULAR SHAPE LOUVER ITEM #37

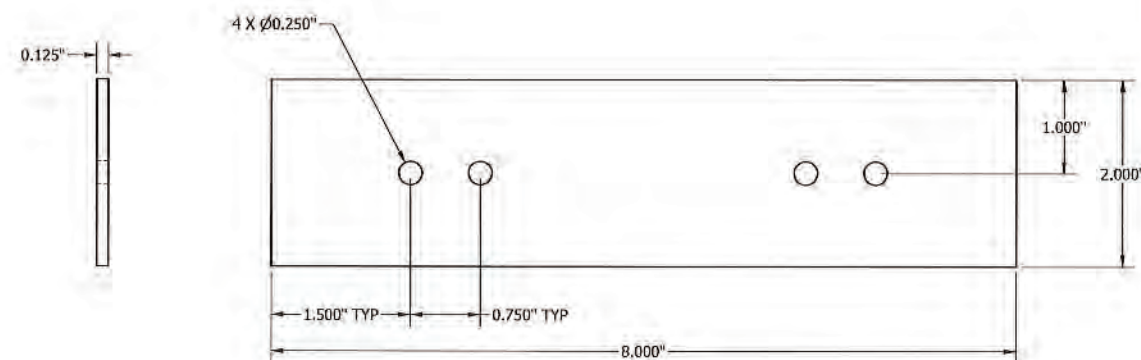
PRODUCT REVISED
as complying with the Florida
Building Code
NOA-No. 23-1116.12

Expiration Date 02/14/2029

By 
Miami-Dade Product Control



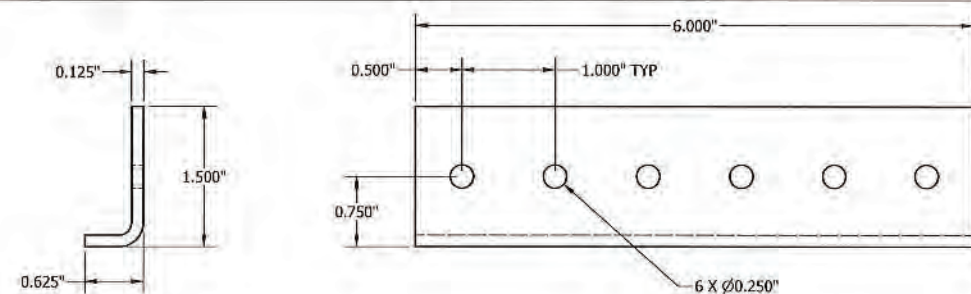
6" ATTACHMENT ANGLE - CIRCULAR SHAPE LOUVER ITEM #34



SPLICE PLATE - CIRCULAR SHAPE LOUVER ITEM #38



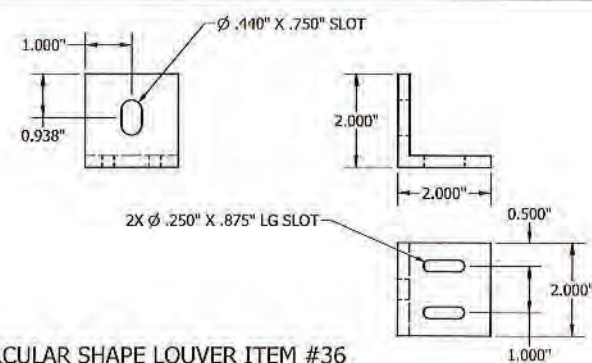
JEFFREY D. SMITH, P.E.
NO. 91182



6" REINFORCING ANGLE - CIRCULAR SHAPE LOUVER ITEM #35

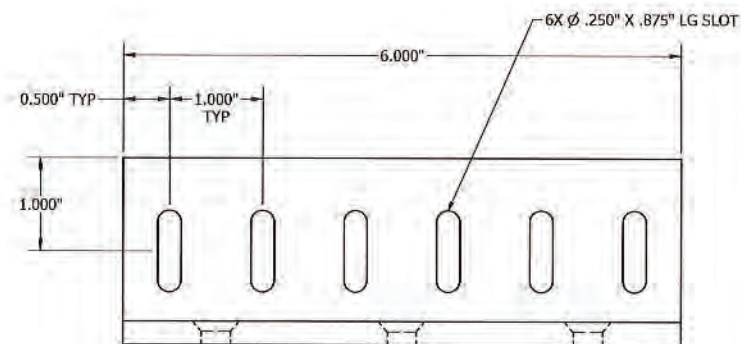
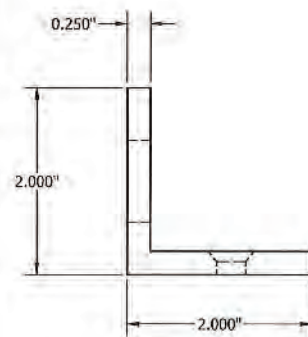
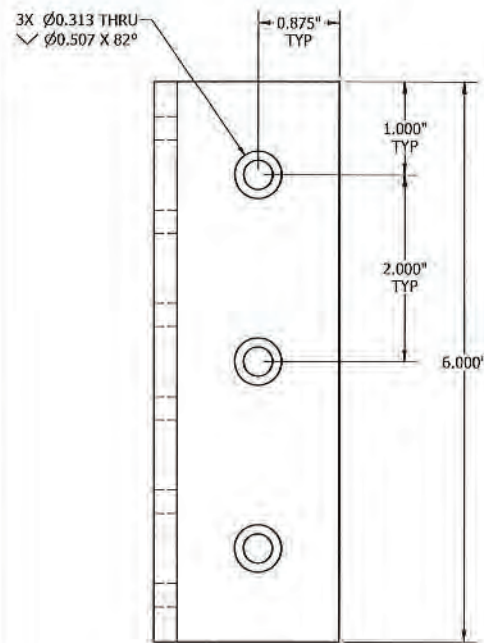


CONT. ATTACHMENT ANGLE - REVERSE DIRECTION ITEM #39

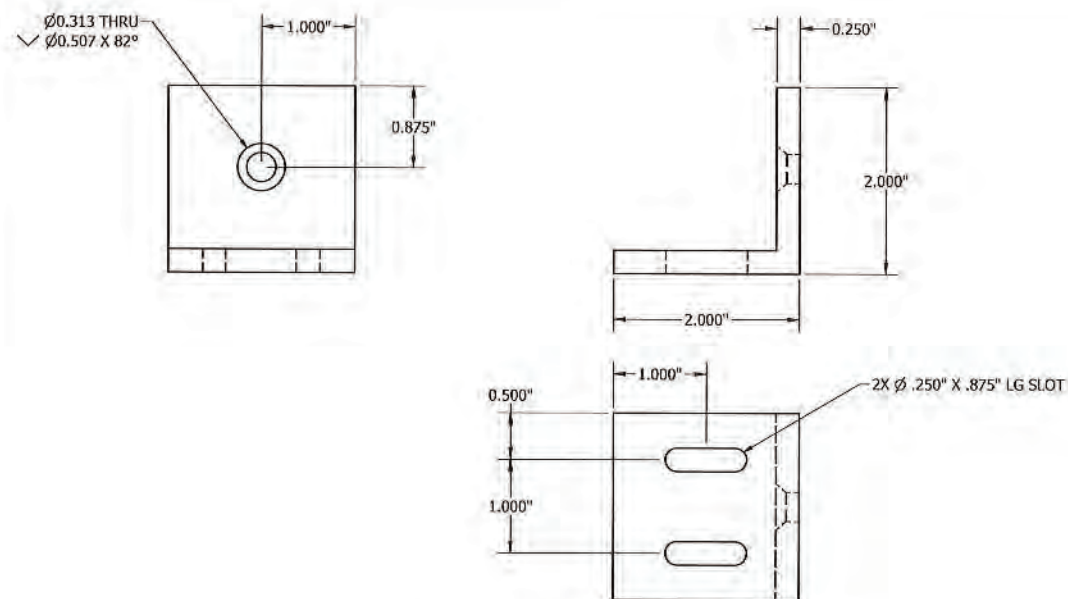


2" ATTACHMENT ANGLE - CIRCULAR SHAPE LOUVER ITEM #36

ASSY "A" CHANED TO 120" X 60", REMOVED HEAD & SILL CONNECTION, MULLION SUPPORT CHANGED TO TUBE FROM C CHANNEL, REMOVED 104" CIRCULAR LOUVER, REVISED COUNTERSUNK & WALL FASTNER TABLE		VDP	JDS	MA		
REV	DESCRIPTION	DES	CHK	APVD	ECN	DATE
AUTHOR	VDP	5/25/2023				
CHECKED	JDS					
APPROVED	MA					
PART #						
MATERIAL	ALUMINUM					
SIZE	D					
THIRD ANGLE						
DWG NO	60-022285-00D					
REV	E					
SCALE	NTS					
DIMENSIONS ARE IN INCHES						
SHEET 22 OF 23						




6" ATTACHMENT ANGLE, REVERSE DIRECTION - CIRCULAR SHAPE LOUVER ITEM #40



2" ATTACHMENT ANGLE, REVERSE DIRECTION ITEM #41

PRODUCT REVISED
as complying with the Florida
Building Code
NOA-No. 23-1116.12
Expiration Date 02/14/2029
By *[Signature]*
Miami-Dade Product Control



JEFFREY D. SMITH, P.E.
NO. 91182

ASSY "A" CHANGED TO 120" X 60", REMOVED HEAD & SILL CONNECTION, MULLION SUPPORT CHANGED TO TUBE FROM C CHANNEL, REMOVED 104" CIRCULAR LOUVER, REVISED COUNTERSUNK & WALL FASTNER TABLE		VDP	JDS	MA		
REV	DESCRIPTION	DES	CHK	APVD	ECN	DATE
AUTHOR	VDP	5/25/2023				
CHECKED	JDS					
APPROVED	MA					
PART #	PRODUCT	EME420MD				
MATERIAL	ALUMINUM	EME420MD - PARTS				
SIZE	THIRD ANGLE	DWG NO.	REV			
D		60-022285-00D	E			
SCALE	NTS	DIMENSIONS ARE IN INCHES				SHEET 23 OF 23

RUSKIN 3900 DOCTOR GREAVES RD,
GRANDVIEW, MO 64030
AUTHORITY IN AIR CONTROL PROPRIETARY AND
CONFIDENTIAL