



DEPARTMENT OF REGULATORY AND ECONOMIC RESOURCES (RER)
BOARD AND CODE ADMINISTRATION DIVISION

NOTICE OF ACCEPTANCE (NOA)

MIAMI-DADE COUNTY
PRODUCT CONTROL SECTION
11805 SW 26 Street, Room 208
Miami, Florida 33175-2474
T (786) 315-2590 F (786) 315-2599
www.miamidade.gov/economy

Holcim Solutions and Products US, LLC.
26 Century Boulevard, Suite 205
Nashville, TN 37214

SCOPE:

This NOA is being issued under the applicable rules and regulations governing the use of construction materials. The documentation submitted has been reviewed and accepted by Miami-Dade County RER - Product Control Section to be used in Miami Dade County and other areas, where allowed by the Authority Having Jurisdiction (AHJ).

This NOA shall not be valid after the expiration date stated below. The Miami-Dade County Product Control Section (In Miami Dade County) and/or the AHJ (in areas other than Miami Dade County) reserve the right to have this product or material tested for quality assurance purposes. If this product or material fails to perform in the accepted manner, the manufacturer will incur the expense of such testing and the AHJ may immediately revoke, modify, or suspend the use of such product or material within their jurisdiction. RER reserves the right to revoke this acceptance, if it is determined by Miami-Dade County Product Control Section that this product or material fails to meet the requirements of the applicable building code.

This product is approved as described herein and has been designed to comply with the Florida Building Code including the High Velocity Hurricane Zone of the Florida Building Code.

DESCRIPTION: UC-3 Steel Panels

LABELING: Each unit shall bear a permanent label with the manufacturer's name or logo, city, state and following statement: "Miami-Dade County Product Control Approved", unless otherwise noted herein.

RENEWAL of this NOA shall be considered after a renewal application has been filed and there has been no change in the applicable building code negatively affecting the performance of this product.

TERMINATION of this NOA will occur after the expiration date or if there has been a revision or change in the materials, use, and/or manufacture of the product or process. Misuse of this NOA as an endorsement of any product, for sales, advertising or any other purposes shall automatically terminate this NOA. Failure to comply with any section of this NOA shall be cause for termination and removal of NOA.

ADVERTISEMENT: The NOA number preceded by the words Miami-Dade County, Florida, and followed by the expiration date may be displayed in advertising literature. If any portion of the NOA is displayed, then it shall be done in its entirety.

INSPECTION: A copy of this entire NOA shall be provided to the user by the manufacturer or its distributors and shall be available for inspection at the job site at the request of the Building Official.

This NOA renews NOA# 23-0613.01 and consists of pages 1 through 5.

The submitted documentation was reviewed by Alex Tigera.

04/11/24



NOA-No.: 23-1219.02
Expiration Date: 04/14/29
Approval Date: 04/11/24
Page 1 of 5

ROOFING ASSEMBLY APPROVAL

Category: Roofing
Sub-Category: Metal, Panels (Non-Structural)
Materials: Steel
Deck Type: Wood
Maximum Design Pressure: -210 psf.

TRADE NAMES OF PRODUCTS MANUFACTURED OR LABELED BY APPLICANT:

<u>Product</u>	<u>Dimensions</u>	<u>Test Specifications</u>	<u>Product Description</u>
UC-3	l = various maximum w = 16" min. 24 gage (0.024") (panels are cut to appropriate length) Min Yield Strength: 45ksi	TAS 110	Corrosion resistant, galvalume or galvanized, preformed, standing seam, coated, prefinished, metal panels.
Trim Pieces	l = varies w = varies min. 24 ga. (0.024")	TAS 110	Standard flashing and trim pieces. Manufactured for each panel width.
UC-3 Expansion Clips	.28 GA (.016") thick Base 0.88" wide 0.63" high 3" long 28 GA (.016") thick Top 0.81" wide 1.5" high	TAS 114 Appendix E	Corrosion resistant, formed, painted or unpainted steel clips for metal panel installation.
Continuous Clip	22ga. thick x 0.812" wide x 1.625" high x 120" long	TAS 114 Appendix E	Corrosion resistant, formed, painted or unpainted continuous steel clips for metal panel installation.

MANUFACTURING LOCATION:

- Anoka, MN.

EVIDENCE SUBMITTED:

<u>Test Agency</u>	<u>Test Identifier</u>	<u>Test Name/Report</u>	<u>Date</u>
PRI Construction Materials Technologies	FBP-028-02-01	TAS 100	Oct. 2007
	FBP-377-02-02	TAS 125 / UL 580	02/16/18
	VLS-015-02-02	ASTM B 117	05/15/18
	VLS-015-02-01	ASTM B 117	05/15/18
	VLS-015-02-01	ASTM G 155	05/15/18
	VLS-015-02-02	ASTM G 155	05/15/18



NOA-No.: 23-1219.02
 Expiration Date: 04/14/29
 Approval Date: 04/11/24
 Page 2 of 5

System A(1): UC-3 Steel Panel
Deck Type: Wood, Non-Insulated
Deck Description: New Construction ^{19/32}" or greater plywood or wood plank.
Slope Range: 2": 12" or greater
Maximum Uplift Pressure: See Metal Panel Attachment Below.

Deck Attachment: In accordance with applicable Building Code, but in no case shall it be less than 0.113 x 2-3/8" ring shank nails spaced 6" o.c. along perimeter and intermediate supports.

Underlayment: Minimum underlayment shall be an ASTM D 226 Type II installed with a minimum 4" side-lap and 6" end-laps. Underlayment shall be fastened with corrosion resistant 1-5/8" tin-tabs and 1 1/4" ring-shank nails, spaced 6" o.c. at all laps and two staggered rows 12" o.c. in the field of the roll. Or, any approved underlayment having a current NOA.

Fire Barrier Board: Any approved fire barrier having a current NOA. Refer to a current fire directory listing for fire ratings of this roofing system assembly as well as the location of the fire barrier within the assembly. See Limitation # 1.

Valleys: Valley construction shall be in compliance with Roofing Application Standard RAS 133 and with Florida Metal Products' current published installation instructions.

Metal Panels and Accessories: Install the "UC-3 Steel Panels" and accessories in compliance with Florida Metal Products' current, published installation instructions and details. Flashing, penetrations, valley construction and other details shall be constructed in compliance with the minimum requirements provided in Roofing Application Standard RAS 133.

Panels should be attached with Clip Type specified in Table A with #10-12 x 1-1/2" PH fasteners (two (2) per UC-3 Expansion Clip) at a maximum spacing listed below in **Table A**. Standing seams shall be mechanically seamed to a full 180° degree seam, (double lock).

TABLE A			
MAXIMUM DESIGN PRESSURES			
Roof Areas	Field	Perimeter and Corner¹	Perimeter and Corner¹
Maximum Design Pressures	-78.75 psf.	-127.50 psf.	-210.00 psf.
Clip Type	UC-3 Expansion Clip	UC-3 Expansion Clip	Continuous Clip
Maximum Clip Spacing	24" o.c.	12" o.c.	n/a
Fastener Spacing	n/a	n/a	6" o.c.
1. Extrapolation shall not be allowed			



SYSTEM LIMITATIONS


1. Fire classification is not part of this acceptance; refer to a current Approved Roofing Materials Directory for fire ratings of this product.
2. The maximum designed pressure listed herein shall be applicable to all roof pressure zones (i.e., field, perimeters, and corners). Neither rational analysis, nor extrapolation shall be permitted for enhanced fastening at enhanced pressure zones (i.e., perimeters, extended corners and corners).
3. Panels may be rolls formed in continuous lengths from eave to ridge. Maximum lengths shall be as described in Roofing Application Standard RAS 133
4. All panels shall be permanently labeled with the manufacturer's name and/or logo, and the following statement: "Miami-Dade County Product Control Approved" **or** with the Miami-Dade County Product Control Seal as seen below. All clips shall be permanently labeled with the manufacturer's name and/or logo, and/or model.



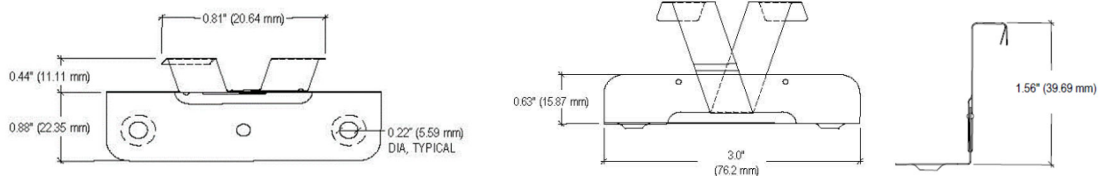
5. All products listed herein shall have a quality assurance audit in accordance with the Florida Building Code and Rule 61G20-3 of the Florida Administrative Code.



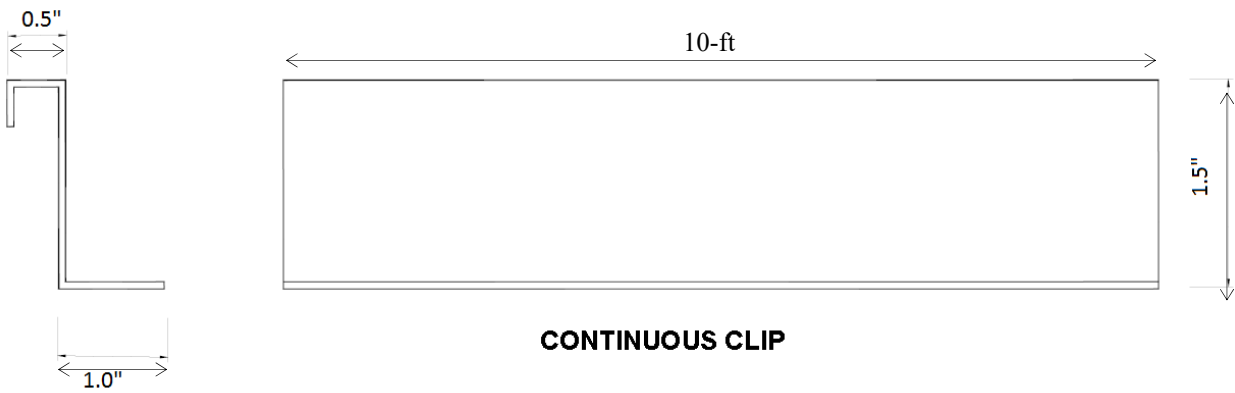
PROFILE DRAWINGS



UNA-CLAD UC-3 Steel Panel



UNA-CLAD UC-3 Expansion Clip



CONTINUOUS CLIP

UC-3 Continuous Clip

END OF THIS ACCEPTANCE

