



DEPARTMENT OF REGULATORY AND ECONOMIC RESOURCES (RER)  
BOARD AND CODE ADMINISTRATION DIVISION

MIAMI-DADE COUNTY  
PRODUCT CONTROL SECTION  
11805 SW 26 Street, Room 208  
Miami, Florida 33175-2474  
T (786) 315-2590 F (786) 315-2599  
[www.miamidade.gov/economy](http://www.miamidade.gov/economy)

## NOTICE OF ACCEPTANCE (NOA)

Maxim Industries, Inc.  
201 Longhorn Road  
Fort Worth, TX 76179

### SCOPE:

This NOA is being issued under the applicable rules and regulations governing the use of construction materials. The documentation submitted has been reviewed and accepted by Miami-Dade County RER- Product Control Section to be used in Miami Dade County and other areas where allowed by the Authority Having Jurisdiction (AHJ).

This NOA shall not be valid after the expiration date stated below. The Miami-Dade County Product Control Section (In Miami Dade County) and/or the AHJ (in areas other than Miami Dade County) reserve the right to have this product or material tested for quality assurance purposes. If this product or material fails to perform in the accepted manner, the manufacturer will incur the expense of such testing and the AHJ may immediately revoke, modify, or suspend the use of such product or material within their jurisdiction. RER reserves the right to revoke this acceptance if it is determined by Miami-Dade County Product Control Section that this product or material fails to meet the requirements of the applicable building code.

This product is approved as described herein and has been designed to comply with the High Velocity Hurricane Zone of the Florida Building Code.

### DESCRIPTION: Model DCM Curb Mount & DSF Self Flashing Aluminum Skylights

**APPROVAL DOCUMENT:** Drawing No. MAX0006, titled "DCM Curb Mount & DSF Self Flashing Aluminum Skylights", prepared by Maxim Industries, Inc., sheets 1 through 5 of 5, dated Dec. 24, 2023, signed and sealed by Robert James Amoruso, P.E., on Jan. 03, 2023, bearing the Miami-Dade County Product Control Revision stamp with the Notice of Acceptance number and the expiration date by the Miami-Dade County Product Control Section.

### MISSILE IMPACT RATING: Large and Small Missile Impact Resistant

**LABELING:** Each unit shall bear a permanent label with the manufacturer's name or logo, city, state and the following statement: "Miami-Dade County Product Control Approved or MDCPCA", unless otherwise noted herein.

**RENEWAL** of this NOA shall be considered after a renewal application has been filed and there has been no change in the applicable building code negatively affecting the performance of this product.

**TERMINATION** of this NOA will occur after the expiration date or if there has been a revision or change in the materials, use, and/or manufacture of the product or process. Misuse of this NOA as an endorsement of any product, for sales, advertising or any other purposes shall automatically terminate this NOA. Failure to comply with any section of this NOA shall be cause for termination and removal of NOA.

**ADVERTISEMENT:** The NOA number preceded by the words Miami-Dade County, Florida, and followed by the expiration date may be displayed in advertising literature. If any portion of the NOA is displayed, then it shall be done in its entirety.

**INSPECTION:** A copy of this entire NOA shall be provided to the user by the manufacturer or its distributors and shall be available for inspection at the job site at the request of the Building Official.

This NOA revises NOA #23-1013.19 and consists of this page 1, evidence submitted pages E-1 & E-2, as well as approval document mentioned above.

The submitted documentation was reviewed by **Helmy A. Makar, P.E., M.S.**



*Helmy A. Makar*  
02/08/24

NOA No. 24-0109.02  
Expiration Date: 06/01/2028  
Approval Date: 02/08/2024  
Page 1

**NOTICE OF ACCEPTANCE: EVIDENCE SUBMITTED**

**1. EVIDENCE SUBMITTED UNDER PREVIOUS APPROVAL #23-0227.07**

**A. DRAWING**

1. *Drawing No. BVIEW0001, titled "CM Curb Mounted & SG-6 Self Flashing Skylights", prepared by Birdview Skylights, sheets 1 through 5 of 5, dated Feb. 14, 2023, with no revision, signed and sealed by Robert James Amoruso, P.E., on Feb. 17, 2023.*

**B. TEST**

1. *Test reports on 1) Air Infiltration Test, per FBC, TAS 202-94  
2) Uniform Static Air Pressure Test, Loading per FBC TAS 202-94  
3) Water Resistance Test, per FBC, TAS 202-94  
4) Large Missile Impact Test per FBC, TAS 201-94  
5) Cyclic Wind Pressure Loading per FBC, TAS 203-94  
along with marked-up drawings and installation of the Birdview Skylights, prepared by Intertek, Test Report No. P1580.01-801-18-R0, dated 11/30/22, signed and sealed by Tyler Westerling, P.E.*

**C. CALCULATIONS**

1. *Anchor calculations prepared by Robert James Amoruso, P.E., on Feb. 10, 2023, 17 pages, signed and sealed by Robert James Amoruso, P.E.*

**D. QUALITY ASSURANCE**

1. *By Miami-Dade County Department of Regulatory and Economic Resources.*

**E. MATERIAL CERTIFICATION**

1. *None.*

**F. STATEMENTS**

1. *Florida Building Code, 2020 Edition compliance letter issued by Robert James Amoruso, P.E., dated 02/15/23, signed and sealed by Robert James Amoruso, P.E.*

**2. EVIDENCE SUBMITTED UNDER PREVIOUS APPROVAL #23-1013.19**

**A. DRAWING**

1. *Drawing No. BVIEW0001, titled "CM Curb Mounted & SF-6 Self Flashing Skylights", prepared by Birdview Skylights, sheets 1 through 5 of 5, dated Feb. 14, 2023, with revision A, on August 24, 2023, signed and sealed by Robert James Amoruso, P.E., on October 06, 2023.*

**B. TEST**

1. *None.*

**C. CALCULATIONS**

1. *None.*

**D. QUALITY ASSURANCE**


1. *By Miami-Dade County Department of Regulatory and Economic Resources.*

**E. MATERIAL CERTIFICATION**

1. *None.*

**F. STATEMENTS**

1. *Florida Building Code, 2023 Edition compliance letter issued by PTC, dated 08/24/23, signed and sealed by Robert James Amoruso, P.E., on 10/06/2023.*

  
\_\_\_\_\_  
Helmy A. Makar, P.E., M.S.  
Product Control Section Supervisor  
NOA No. 24-0109.02  
Expiration Date: 06/01/2028  
Approval Date: 02/08/2024

**NOTICE OF ACCEPTANCE: EVIDENCE SUBMITTED**

**3. NEW EVIDENCE SUBMITTED**

**A. DRAWING**

1. *Drawing No. MAX0006, titled "DCM Curb Mount & DSF Self Flashing Aluminum Skylights", prepared by Maxim Industries, Inc., sheets 1 through 5 of 5, dated Dec. 24, 2023, signed and sealed by Robert James Amoruso, P.E., on Jan. 03, 2023.*

**B. TEST**

1. *None.*

**C. CALCULATIONS**

1. *None.*

**D. QUALITY ASSURANCE**

1. *By Miami-Dade County Department of Regulatory and Economic Resources.*

**E. MATERIAL CERTIFICATION**

1. *None.*

**F. STATEMENTS**

1. *Florida Building Code, 2023 Edition compliance letter issued by PTC, dated 12/29/23, signed and sealed by Robert James Amoruso, P.E., on 01/03/2024.*
2. *This NOA is based on a PLA, dated 12/30/23, from NOA#23-1013.19 of Birdview skylights that expires on 06/01/28.*



**Helmy A. Makar, P.E., M.S.**  
**Product Control Section Supervisor**  
**NOA No. 24-0109.02**  
**Expiration Date: 06/01/2028**  
**Approval Date: 02/08/2024**



MAXIM INDUSTRIES, INC.  
DCM CURB MOUNT & DSF SELF-FLASHING  
ALUMINUM SKYLIGHTS  
INSTALLATION ANCHORAGE DETAILS

GENERAL NOTES:

1. THIS PRODUCT IS DESIGNED TO COMPLY WITH THE HIGH VELOCITY HURRICANE ZONE (HVHZ) REQUIREMENTS OF THE 8TH EDITION (2023) FLORIDA BUILDING CODE (FBC). THE PRODUCT DETAILS CONTAINED HEREIN ARE BASED UPON SIGNED AND SEALED TEST REPORT INTERTEK REPORT NO. P1580.01-801-18-R0 AND REPORT NO. P1578.01-801-18-R1 AND ASSOCIATED LABORATORY DRAWINGS.
2. ADEQUACY OF THE EXISTING STRUCTURAL FRAMING AS A MAIN WIND FORCE RESISTING SYSTEM CAPABLE OF WITHSTANDING AND TRANSFERRING APPLIED PRODUCT LOADS TO THE STRUCTURE IS THE RESPONSIBILITY OF THE ENGINEER OR ARCHITECT OF RECORD.
3. IN AREAS WHERE WIND-BORNE DEBRIS PROTECTION REQUIREMENTS EXIST, USE OF AN APPROVED IMPACT PROTECTIVE SYSTEM IS NOT REQUIRED.
4. MATERIALS:  
4.1. SKYLIGHT FRAME MATERIAL: 6063-T5 EXTRUDED ALUMINUM.  
4.2. SKYLIGHT INNER AND OUTER DOME MATERIAL: PLASKOLITE TUFFAK POLYCARBONATE OR PALRAM AMERICAS POLYCARBONATE PER THE LATEST MIAMI-DADE NOTICE OF ACCEPTANCE (NOA) COMPONENT APPROVAL.
5. DESIGNATION "O" STANDS FOR THE A FIXED PANEL
6. IN ACCORDANCE WITH THE 8TH EDITION (2023) FLORIDA BUILDING CODE, WOOD BUCKING SHALL HAVE BEEN PRESERVATIVE TREATED OR SHALL BE OF A DURABLE SPECIES.
7. DISSIMILAR METALS INCLUDING FASTENERS THAT MAY COME INTO CONTACT WITH ALUMINUM WINDOW FRAMING SHALL HAVE BEEN PROTECTED IN A MANNER TO PREVENT CORROSION. FASTENERS SHALL BE MADE OF A CORROSION RESISTANT MATERIAL OR HAVE A CORROSION RESISTANT COATING CONSISTENT WITH THE REQUIREMENTS OF THE 8TH EDITION (2023) FLORIDA BUILDING CODE.

INSTALLATION NOTES:

1. ONE (1) INSTALLATION ANCHOR IS REQUIRED AT EACH ANCHOR LOCATION DETAILED ON SHEETS 2 AND 4.
2. THE MINIMUM NUMBER OF INSTALLATION ANCHORS ARE BASED ON AS-TESTED QUANTITY AT THE MAXIMUM SIZE OF EACH SKYLIGHT MODEL:  
2.1. ALL SIZES EQUAL TO OR LESS THAN THE TEST SIZE ARE TO BE ACCEPTED UNDER THIS NOA.  
2.2. FOR UNITS SIZED DIFFERENTLY THAN THE AS-TESTED SIZE, THE QUANTITY OF INSTALLATION ANCHORS MAY BE DECREASED AS LONG AS THE MINIMUM EDGE DISTANCE AND ON CENTER SPACING BETWEEN ANCHORS IS MAINTAINED.
3. FOR INSTALLATION OF SELF-FLASHING SKYLIGHT ONTO WOOD ROOF DECK, USE #12 WOOD SCREWS OF SUFFICIENT LENGTH TO ACHIEVE 1 3/8 INCH MINIMUM EMBEDMENT. MINIMUM EDGE DISTANCE IS 7/8 INCH.
4. FOR INSTALLATION OF CURB MOUNT SKYLIGHT ONTO WOOD CURB, USE #12 WOOD SCREWS OF SUFFICIENT LENGTH TO ACHIEVE 1 3/8 INCH MINIMUM EMBEDMENT. MINIMUM EDGE DISTANCE IS 7/8 INCH.
5. FOR INSTALLATION OF CURB MOUNT SKYLIGHT CURB ONTO WOOD ROOF DECK, USE 12D (0.148" MIN. SHANK DIAMETER) BOX OR COMMON NAILS OR #6 WOOD SCREWS OF SUFFICIENT LENGTH TO ACHIEVE 2 1/8 INCH MINIMUM EMBEDMENT. MINIMUM EDGE DISTANCE IS 5/16 INCH. SEE NOTE 8 BELOW FOR ADDITIONAL INFORMATION REGARDING TOE-NAILING.
6. MINIMUM EMBEDMENT AND EDGE DISTANCE EXCLUDE WALL FINISHES, INCLUDING BUT NOT LIMITED TO STUCCO, FOAM, BRICK VENEER AND SIDING.
7. INSTALLATION ANCHOR CAPACITIES FOR PRODUCTS HEREIN ARE BASED ON WOOD SUBSTRATE MATERIALS WITH MINIMUM SPECIFIC GRAVITY OF 0.55.
8. TOE-NAILING OF CURB MOUNT SKYLIGHT CURB ONTO WOOD ROOF DECK (NOTE 5 ABOVE) SHALL MEET THE FOLLOWING REQUIREMENTS FROM THE NATIONAL DESIGN STANDARD FOR WOOD CONSTRUCTION.  
8.1. LENGTH (L) AS REQUIRED TO MEET P, L<sub>s</sub> AND L<sub>m</sub> REQUIREMENTS.  
8.2. MIN. EMBEDMENT (P) IS 2.13" FOR BOX NAILS AND 1.60" FOR COMMON NAILS WITH 0.148" DIAMETER.  
8.3. MIN. L<sub>s</sub> IS 1.33" FOR BOX NAILS AND 1.0" FOR COMMON NAILS WITH 0.148" SHANK DIAMETER.  
8.4. MIN. L<sub>m</sub> IS 2.13" FOR BOX NAILS AND 1.6" FOR COMMON NAILS WITH 0.148" SHANK DIAMETER.

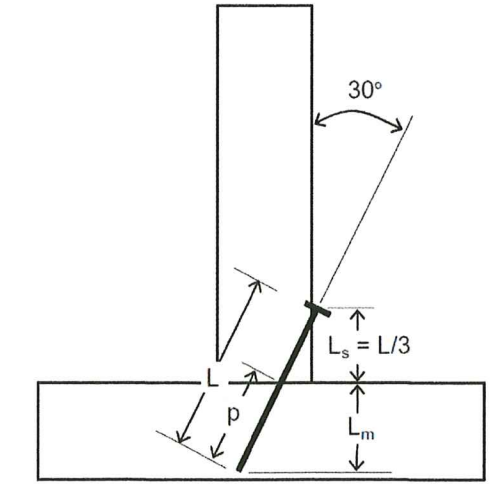



TABLE OF CONTENTS	
SHEET	DESCRIPTION
1	GENERAL AND INSTALLATION NOTES
2	DCM CURB MOUNT - ELEVATION
3	DCM CURB MOUNT - SECTIONS
4	DSF SELF-FLASHING - ELEVATION
5	DSF SELF-FLASHING - SECTIONS

PERFORMANCE RATINGS		
SKYLIGHT MODEL AND MAX. SIZE	DESIGN PRESSURE (PSF)	IMPACT RATING
CURB MOUNT (DCM) 98.5" X 60.5"	+60 / -140	LARGE MISSILE IMPACT SMALL MISSILE IMPACT WIND ZONE 4 / MISSILE LEVEL D
SELF-FLASHING (DSF) 99" X 74"	+60 / -80	

PRODUCT REVISED  
as complying with the Florida  
Building Code  
Acceptance No. 24-0109.02  
Expiration Date 06/01/2028  
By: *Robert J. Amoruso*  
Miami Dade Product Control

Robert J. Amoruso, P.E.  
Florida P.E. No. 49752



MAXIM INDUSTRIES, INC.  
201 LONGHORN RD.  
FORT WORTH, TX, 76179

TITLE: DCM CURB MOUNTED & DSF SELF FLASHING SKYLIGHTS  
GENERAL AND INSTALLATION NOTES

PREPARED BY: RJA  
DRAWN BY: RJA  
SCALE: N.T.S.  
REV: —

DATE: 12/24/2023  
DRAWING NO: MAX0006  
SHEET: 1 OF 5



PROJECT #423-1105

BY

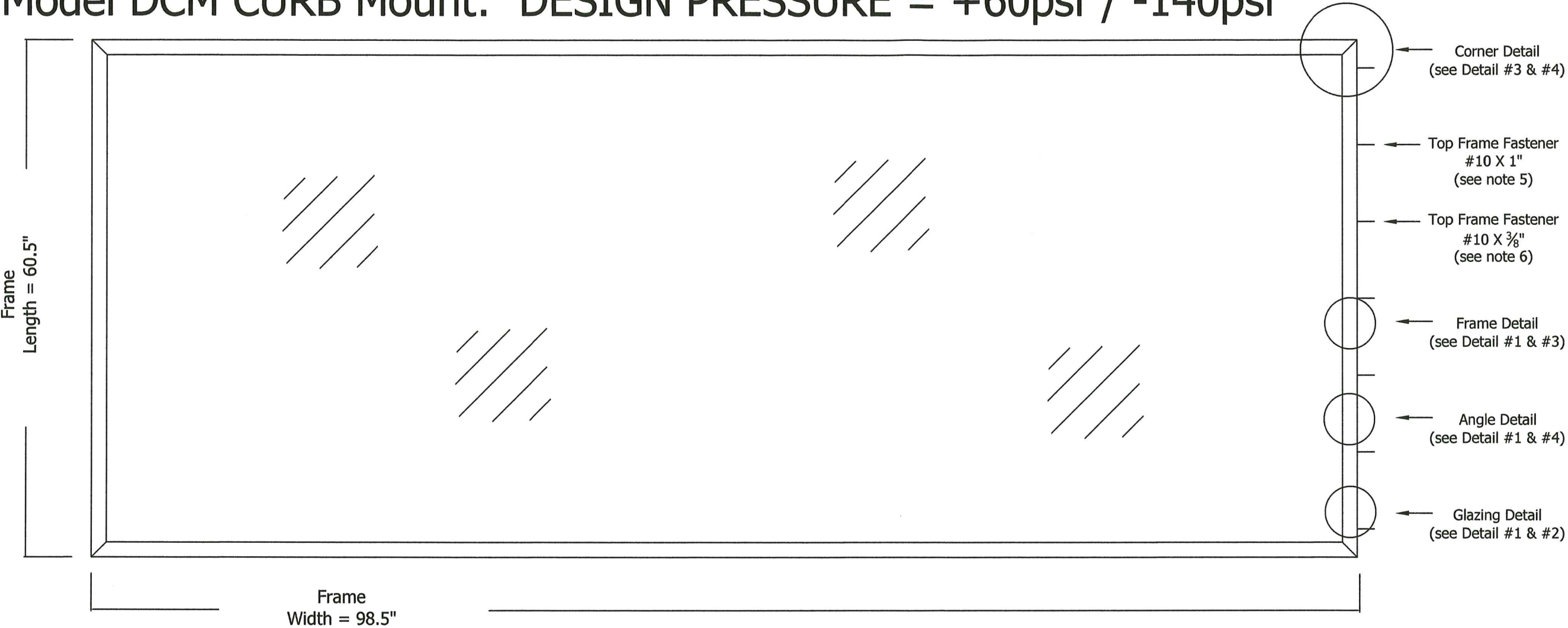
DATE

REV

DESCRIPTION



Model DCM CURB Mount: DESIGN PRESSURE = +60psf / -140psf



Notes:

- 1. This skylight is designed to comply with the HVHZ of the Florida Building Code.
- 2. This skylight meets small & large missile impact resistance (TAS-201/203) and no other protection is required.
- 3. All framing and roof deck is by others and must comply with the Florida Building Code.
- 4. All sizes equal to or less than the test size are to be accepted under this NOA.
- 5. Fasteners used to attach skylight to the existing roof structure/curb are to be minimum #12 stainless steel with minimum embedment of 1.375".

Bill of Materials:

- 1. 6063-T5 Extruded Aluminum Frame mitered and welded at four corners. Manufacturer: Tower Part #11363
- 2. 6063-T5 Extruded Aluminum Angle mitered and welded at four corners. Manufacturer: Tower Part #957
- 3. GE SCS 1000 Silicone: Minimum 1/4" bead applied between the inner and outer domes. Manufacturer: GE
- 4. .118 UV Enhanced polycarbonate domes. Rise varies but is not less than 10% of the smaller dimension of the length or width. Test specimen = 9" outer dome & 7.5" inner dome. Manufacturer: Plaskolite (Tuffak) or PalRam Americas.
- 5. #10 X 1" Stainless Steel Fastener with neoprene gasket. Fasteners located 3.5" from each corner, maximum 10" on center. Minimum one fastener per side and minimum four fasteners per skylight.
- 6. #10 X .325" Stainless steel fasteners 3.5" from each corner, maximum 12" on center.
- 7. Continuous 10164 Santoprene Rubber Gasket Part #1409.

PROJECT #423-1105

MAXIM INDUSTRIES, INC.  
201 LONGHORN RD.  
FORT WORTH, TX, 76179

TITLE: DCM CURB MOUNTED & DSF SELF FLASHING SKYLIGHTS  
DCM CURB MOUNT - ELEVATION

PREPARED BY: RJA DATE: 12/24/2023

SCALE: N.T.S. DRAWING NO: MAX0006

REV: — SHEET: 2 OF 5

PHONE: 321.690.1788 FAX: 321.690.1789

EMAIL: info@ptc-corp.com

PTC PRODUCT DESIGN GROUP, LLC

PO BOX 520775 LONGWOOD, FLORIDA 32752

FBPE C.A. NO. 25935

PRODUCT REVISED  
as complying with the Florida  
Building Code  
Acceptance No 24-0109-02  
Expiration Date 06/01/2028  
By *Handwritten Signature*  
Miami Dade Product Control

Robert J. Amoruso, P.E.  
Florida P.E. No. 49752





Detail #1:  
Frame, Angle & Glazing Section Detail

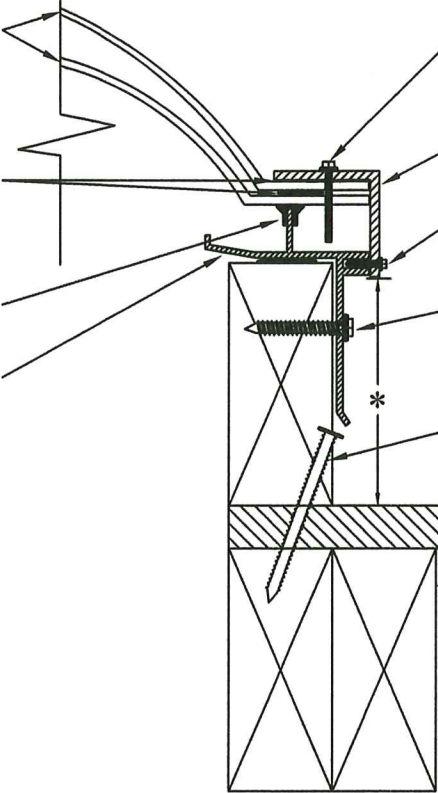
0.118" UV Enhanced Outer & 0.100" General Purpose Inner Polycarbonate Domes. Rise varies dependent on actual size but is not less than 10% of the smaller dimension of the length or width. Test Specimen = 9" Outer Dome & 7.5" Inner Dome.

GE SCS 1000 Silicone: Applied between retaining angle and outer dome with a 1.50" glazing bite. Applied between the inner and outer domes.

Continuous 10164 Santoprene Rubber Gasket #1409

0.065" Extruded Aluminum Shape

\* Minimum distance = 4" from aluminum frame to roof surface for shingles or BUR without insulation. For insulation and roof tile add insulation or roof tile thickness to 4" minimum height



#10 X 1" Stainless Steel Fastener with neoprene gasket. Fasteners located 3.5" from each corner, maximum 10" on center. Minimum four (4) fasteners per skylight.

1.50" X 1.50" X 0.070" Extruded Aluminum Retaining Angle

#10 X .375" stainless steel fastener. 3.5" from each corner, maximum 12" on center.

Minimum #12 fastener with minimum 1.375" embedment. See table this sheet for anchor quantities and spacing. Pre-punched 1/8" holes by MAXIM INDUSTRIES for fasteners (by others or optional accessory). See Installation Note 4, Sheet 1 for additional details.

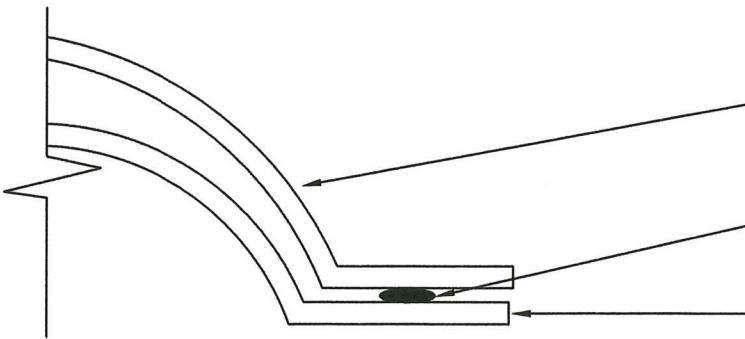
Minimum 12d nail or #6 X 3 1/4" stainless steel fastener 3" from each corner and 6" o.c. with minimum embedment of 2.125" (by others or optional accessory). See table this sheet for anchor quantities and spacing. See Installation Note 5 & 8, Sheet 1 for additional details.

Roof deck. (by others)

\*\* Roof deck and framing by others. All roof details shall comply with the Florida Building Code

ANCHOR QUANTITY AND SPACING				
FASTENER	EDGE/CORNER DISTANCE (IN)	WIDTH/HEIGHT	ON CENTER SPACING (IN)	QUANTITY
NO. 12 WOOD SCREW (SKYLIGHT TO CURB)	3 1/2	WIDTH = 60.5"	10 3/4	6
		HEIGHT = 98.5"	9 1/4	11
12D NAIL OR #6 WOOD SCREW (CURB TO ROOF DECK)	3	WIDTH = 60.5"	5 1/2	11
		HEIGHT = 98.5"	4 1/4	23

Detail #2  
Glazing Detail



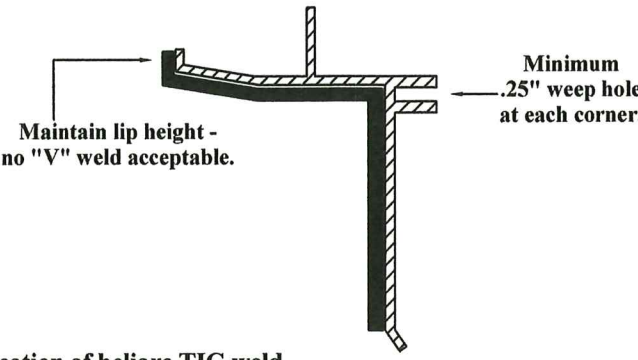
.118" UV Enhanced Polycarbonate Dome. Rise varies but is not less than 10% of the smaller dimension of the length or width. Test Specimen = 9".

GE SCS 1000 Silicone: Minimum 1/4" bead applied between the inner and outer domes.

0.100" Polycarbonate Dome. Rise varies but is not less than 10% of the smaller dimension of the length or width. Test Specimen = 7.5".

DESIGN PRESSURE = +60psf / -140psf

Detail #3  
Aluminum Shape Weld Detail  
Tower Part #11363



Maintain lip height - no "V" weld acceptable.

Minimum .25" weep hole at each corner.

Location of heliarc TIG weld.

Detail #4  
Aluminum Angle Corner Weld Detail  
Tower Part #957



Location of heliarc TIG weld.

PROJECT #423-1105


MAXIM INDUSTRIES, INC.  
201 LONGHORN RD.  
FORT WORTH, TX, 76179

TITLE: DCM CURB MOUNTED & DSF SELF FLASHING SKYLIGHTS  
DCM CURB MOUNT - SECTIONS

DATE:	12/24/2023
DRAWING NO:	MAX0006
SCALE:	N.T.S
REV:	3 OF 5

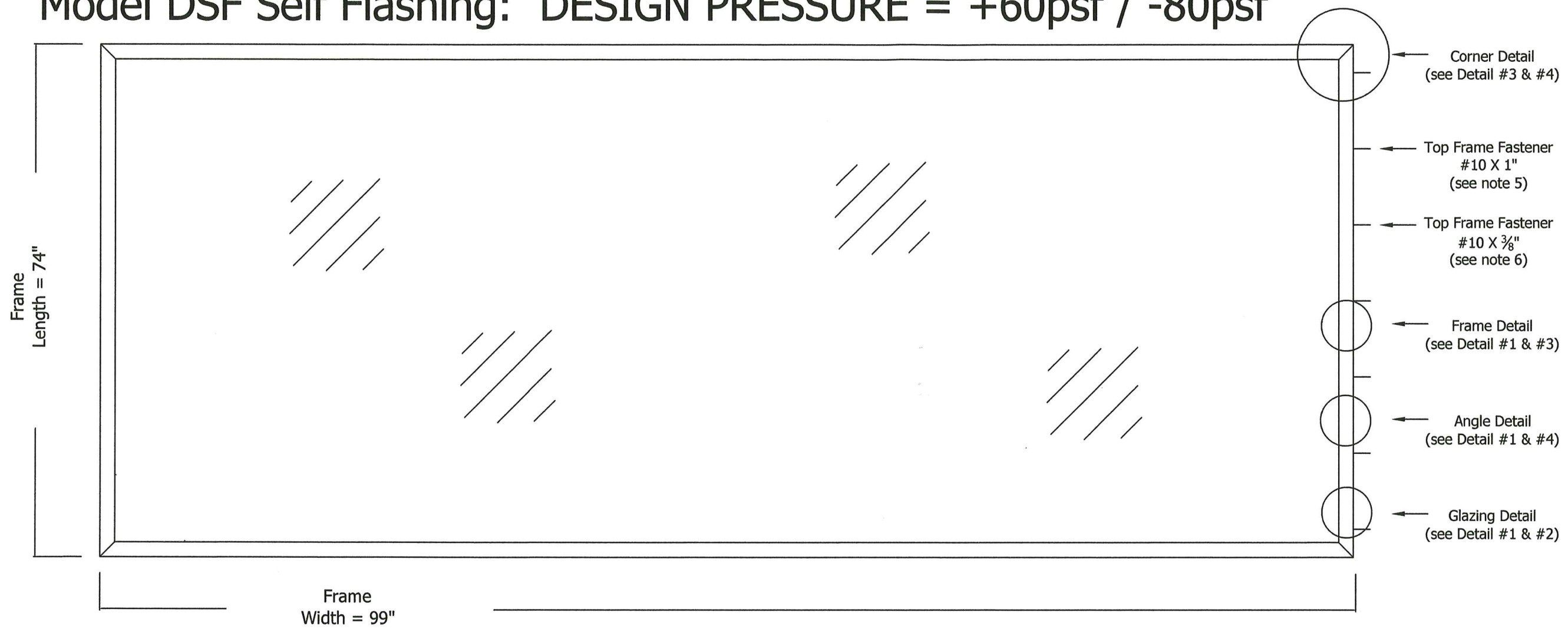
PRODUCT REVISED  
as complying with the Florida  
Building Code  
Acceptance No 24-0109-02  
Expiration Date 06/01/2028  
By *Hely A. Amoruso*  
Miami Date Product Control

Robert J. Amoruso, P.E.  
Florida P.E. No. 49752





Model DSF Self Flashing: DESIGN PRESSURE = +60psf / -80psf




- Notes:
- 1. This skylight is designed to comply with the HVHZ of the Florida Building Code.
  - 2. This skylight meets small & large missile impact resistance (TAS-201/203) and no other protection is required.
  - 3. All framing and roof deck is by others and must comply with the Florida Building Code.
  - 4. All sizes equal to or less than the test size are to be accepted under this NOA.
  - 5. Fasteners used to attach skylight to the existing roof structure/curb are to be minimum #12 stainless steel with minimum embedment of 1.375".

- Bill of Materials:
- 1. 6063-T5 Extruded Aluminum Frame mitered and welded at four corners. Manufacturer: Tower Part #10947
  - 2. 6063-T5 Extruded Aluminum Angle mitered and welded at four corners. Manufacturer: Tower Part #957
  - 3. GE SCS 1000 Silicone: Minimum 1/4" bead applied between the inner and outer domes. Manufacturer: GE
  - 4. .118 UV Enhanced polycarbonate domes. Rise varies but is not less than 10% of the smaller dimension of the length or width. Test specimen = 9" outer dome & 7.5" inner dome. Manufacturer: Plaskolite (Tuffak) or PalRam Americas.
  - 5. #10 X 1" Stainless Steel Fastener with neoprene gasket. Fasteners located 3.5" from each corner, maximum 12" on center. Minimum one fastener per side and minimum four fasteners per skylight.
  - 6. #10 X .325" Stainless steel fasteners 3.5" from each corner, maximum 12" on center.
  - 7. Continuous 10164 Santoprene Rubber Gasket Part #1409.

PROJECT #423-1105									

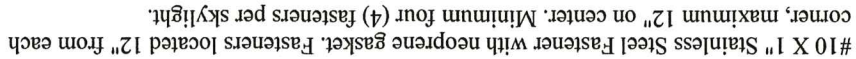
PRODUCT REVISED  
as complying with the Florida  
Building Code  
Acceptance No 24-0109-02  
Expiration Date 06/01/2028  
By *Healy*  
Miami Data Product Control

Robert J. Amoruso, P.E.  
Florida P.E. No. 49752





## Detail #1:



Roof deck, (by others)

Building Code

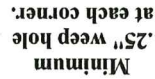
## ANCHOR QUANTITY AND SPACING

GE SCS 1000 Silicone: Minimum  $\frac{1}{4}$ " bead applied between the inner and outer domes.

or width. Test Specimen = 7.5".



### Detail #3



\_\_\_\_\_

no "V" weld acceptable.

## Detail #4



Applied between the inner and outer domes.

0.078" Extruded Aluminum Shape

For insulation and roof tile add insulation or roof tile thickness to 4" minimum height

<p>MAXIM INDUSTRIES, INC.          201 LONGHORN RD.          FORT WORTH, TX, 76179</p>	
<p>TITLE: DCM CURB MOUNTED &amp; DSF SELF FLASHING SKYLIGHTS          DSF SELF-FLASHING - SECTIONS</p>	
<p>PREPARED BY:</p>	<p>DATE:</p>
<p>PTC PRODUCT DESIGN GROUP, LLC          PO BOX 520775          LONGWOOD, FL 32752          PHONE: 321.690.1788          FAX: 321.690.1789          E-MAIL: info@ptc-corp.com</p>	<p>12/24/2023</p>
<p>SCALE: N.T.S.</p>	<p>DRAWING NO: MAX0006</p>
<p>REV: —</p>	<p>SHEET: 5 OF 5</p>

PRODUCT REVISED  
as complying with the Florida  
Building Code  
Acceptance No. 24-0109.02  
Expiration Date 06/01/2028  
By H. G. A. M. M. ~  
Miami Dade Product Control