



**DEPARTMENT OF REGULATORY AND ECONOMIC RESOURCES (RER)
BOARD AND CODE ADMINISTRATION DIVISION
NOTICE OF ACCEPTANCE (NOA)**

**MIAMI-DADE COUNTY
PRODUCT CONTROL SECTION**
11805 SW 26 Street, Room 208
Miami, Florida 33175-2474
T (786) 315-2590 F (786) 315-2599
www.miamidade.gov/building

**U.S. Nitto Corp. dba InterCorp
641 N. Poplar Street
Orange, CA 92868**

SCOPE: This NOA is being issued under the applicable rules and regulations governing the use of construction materials. The documentation submitted has been reviewed and accepted by Miami-Dade County RER-Product Control Section to be used in Miami Dade County and other areas where allowed by the Authority Having Jurisdiction (AHJ).

This NOA shall not be valid after the expiration date stated below. The Miami-Dade County Product Control Section (In Miami Dade County) and/or the AHJ (in areas other than Miami Dade County) reserve the right to have this product or material tested for quality assurance purposes. If this product or material fails to perform in the accepted manner, the manufacturer will incur the expense of such testing and the AHJ may immediately revoke, modify, or suspend the use of such product or material within their jurisdiction. RER reserves the right to revoke this acceptance if it is determined by Miami-Dade County Product Control Section that this product or material fails to meet the requirements of the applicable building code.

This product is approved as described herein and has been designed to comply with the Florida Building Code, including the High Velocity Hurricane Zone.

DESCRIPTION: Strong-con Concrete and Masonry Screw Anchors

APPROVAL DOCUMENT: Drawing No. CSHWH320BC, titled "Strong-point Strong-con Concrete and Masonry Screws", sheet 1 of 1, dated 04/27/2016, with revision dated 06/30/2017, prepared by manufacturer, signed and sealed by Thomas A. Kolden, P.E. on 06/02/2021, bearing the Miami-Dade County Product Control revision stamp with the Notice of Acceptance number and expiration date by the Miami-Dade County Product Control Section.

MISSILE IMPACT RATING: None

LABELING: Each box shall bear a permanent label with the manufacturer's name or logo, city, state and following statement: "Miami-Dade County Product Control Approved or MDCPCA", unless otherwise noted herein.

RENEWAL of this NOA shall be considered after a renewal application has been filed and there has been no change in the applicable building code negatively affecting the performance of this product.

TERMINATION of this NOA will occur after the expiration date or if there has been a revision or change in the materials, use, and/or manufacture of the product or process. Misuse of this NOA as an endorsement of any product, for sales, advertising or any other purposes shall automatically terminate this NOA. Failure to comply with any section of this NOA shall be cause for termination and removal of NOA.

ADVERTISEMENT: The NOA number preceded by the words Miami-Dade County, Florida, and followed by the expiration date may be displayed in advertising literature. If any portion of the NOA is displayed, then it shall be done in its entirety.

INSPECTION: A copy of this entire NOA shall be provided to the user by the manufacturer or its distributors and shall be available for inspection at the job site at the request of the Building Official.

This NOA **revises** NOA No. 22-0907.01 and consists of this page 1 and evidence pages E-1 and E-2, as well as approval document mentioned above.

The submitted documentation was reviewed by **Carlos M. Utrera, P.E.**



11/22/24

NOA No. 24-1029.05
Expiration Date: December 21, 2027
Approval Date: December 5, 2024
Page 1

NOTICE OF ACCEPTANCE: EVIDENCE SUBMITTED

1. EVIDENCE SUBMITTED UNDER PREVIOUS NOA's

A. A. DRAWINGS

1. Drawing No. **CSHWH320BC**, titled "Strong-point Strong-con Concrete and Masonry Screws", sheet 1 of 1, dated 04/27/2016, with revision dated 06/30/2017, prepared by the manufacturer, signed and sealed by Ronal I. Ogawa, P.E.

B. TESTS "*Submitted under NOA No. 15-0930.14*"

1. Test report on static tension and shear capacity of Strong-Con 3/16" and 1/4" diameter concrete and masonry screw anchors per ASTM E 488, prepared by Specialized Testing, Inc. Test Report No. **STQA50533**, dated 04/08/2015, signed and sealed by Ronald I. Ogawa, P.E.
2. Test report on corrosion resistance (salt spray/fog) of Strong-Con 3/16" and 1/4" diameter concrete and masonry screw anchors per TAS 114, Appendix E, ASTM G 85, Annex 5 (140 cycles), prepared by Element Materials Technology, Test Report No. **ESP017947P**, dated 11/11/2014, signed and sealed by Jason R. Steen, P.E.

C. CALCULATIONS

1. None.

D. QUALITY ASSURANCE

1. Miami-Dade Department of Regulatory and Economic Resources (RER)

E. MATERIAL CERTIFICATIONS

1. None.

F. STATEMENTS "*Submitted under NOA No. 15-0930.14*"

1. Statement letter of code conformance to the **FBC 5th Edition (2014)** and **FBC 6th Edition (2017)** issued by R.I. Ogawa & Associates, Inc., dated 08/31/2017, signed and sealed by Ronald I. Ogawa, P.E.
2. Statement letter of no financial interest issued by Specialized Testing, Inc. dated 09/22/2015, signed and sealed by Ronald I. Ogawa, P.E.
3. Distributor agreement dated 09/08/2015.



Carlos M. Utrera, P.E.
Product Control Examiner
NOA No. 24-1029.05
Expiration Date: December 21, 2027
Approval Date: December 5, 2024

NOTICE OF ACCEPTANCE: EVIDENCE SUBMITTED

2. EVIDENCE SUBMITTED UNDER NOA # 21-0608.06 and new

A. DRAWINGS

1. Drawing No. **CSHWH320BC**, titled “Strong-point Strong-con Concrete and Masonry Screws”, sheet 1 of 1, dated 04/27/2016, with revision dated 06/30/2017, prepared by the manufacturer, signed and sealed by Thomas A. Kolden, P.E. on 06/02/2021.

B. TESTS

1. None.

C. CALCULATIONS

1. None.

D. QUALITY ASSURANCE

1. Miami-Dade Department of Regulatory and Economic Resources (RER).

E. MATERIAL CERTIFICATIONS

1. None.

F. STATEMENTS

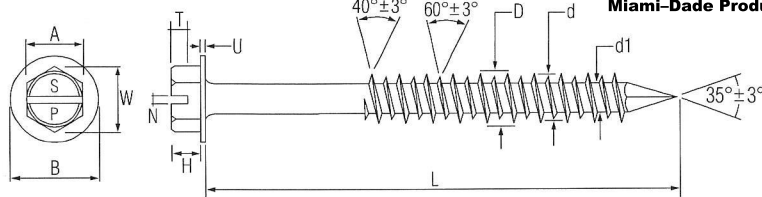
1. Statement letter of code conformance with the 8th Edition (2023) of the FBC, issued by Specialized Testing, Inc., dated 10/23/2024, signed and sealed by Thomas A. Kolden, P.E.
2. Statement letter of code conformance with the 7th Edition (2020) of the FBC, dated 06/02/2021, issued by Specialized Testing, Inc., signed and sealed by Thomas A. Kolden, P.E.
3. Statement letter of no financial interest, dated 05/27/2020, issued by Specialized Testing, Inc., signed and sealed by Vince Benitez, President/Owner



Carlos M. Utrera, P.E.
Product Control Examiner
NOA No. 24-1029.05
Expiration Date: December 21, 2027
Approval Date: December 5, 2024



SLOTTED INDENTED HEX WASHER HEAD



Size	D Major Diameter		d1 Minor Diameter		d Low Thread Diameter	H Head Height		B Washer Diameter		U Washer Thickness	
	Min	Max	Min	Max		Min	Max	Min	Max	Min	Max
3/16	.199	.210	.129	.143	.161	.118	.155	.374	.393	.031	.043
1/4	.244	.256	.171	.181	.201	.118	.155	.398	.433	.031	.043

Size	A Width Across Flat		W Width Across Corners	T Slot Depth		N Slot Width		TPI Threads Per Inch
	Min	Max		Min	Max	Min	Max	
3/16	.244	.250	0.272	.051	.074	.044	.053	16
1/4	.306	.315	0.339	.077	.102	.056	.067	14

Part Number		L Length	
	(in.)	Min	Max
CH336, CF336	2-1/4	2.191	2.310
CH344, CF344	2-3/4	2.691	2.810
CH352, CF352	3-1/4	3.191	3.310
CH360, CF360	3-3/4	3.691	3.810
CH364, CF364	4	3.941	4.061
CH436, CF436, CT436	2-1/4	2.191	2.310
CH444, CF444, CT444	2-3/4	2.691	2.810
CH452, CF452, CT452	3-1/4	3.191	3.310
CH460, CF460, CT460	3-3/4	3.691	3.810
CH464, CF464	4	3.941	4.061
CH480, CF480	5	4.941	5.061
CH496, CF496	6	5.941	6.061

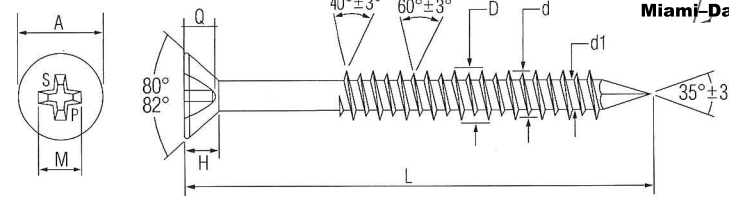
All measurements are in inches except where noted.

PRODUCT RENEWED
as complying with the Florida
Building Code
NOA-No. **22-0907.01**

Expiration Date **12/21/2027**

By *[Signature]*
Miami-Dade Product Control

PHILLIPS FLAT OR TRIM HEAD



Size	D Major Diameter		d1 Minor Diameter		d Low Thread Diameter	H Head Height		A Width Across Flat	
	Min	Max	Min	Max		Min	Max	Min	Max
3/16	.199	.210	.129	.143	.161	.149	.169	.354	.393
1/4	.244	.256	.171	.181	.201	.187	.217	.472	.512

Size	Q Recess Depth		M Recess Width		TPI Threads Per Inch
	Min	Max	Min	Max	
3/16	.101	.124	.216	.224	16
1/4	.131	.156	.276	.283	14

Notes:

- Material: C1022
- Surface Hardness: Minimum of Rockwell C50
- Core Hardness: Minimum of Rockwell C32
- Case Depth: 0.00393 - 0.00905
- Corrosion Resistance: 140 Cycles per ASTM G85-11, (Annex 5)
- Tested in accordance with Florida Building Code TAS (144-95) Appendix E
- Tested in compliance with ASTM E488.
- Test substrates prepared in accordance with ASTM C1019.
- Anchors shall not be installed in cracked concrete as defined in ACI 355.2.
- Substrates shall conform to ACI 318, ASTM C90.

Installation Instructions:

For use in un-cracked concrete, hollow block CMU, and grouted hollow block CMU.

- Drill the hole with a hammer drill (in rotation and hammer mode) using a standard carbide drill bit with the proper diameter (3/16" anchor = 5/32" bit; 1/4" anchor = 3/16" bit).
- Concrete and Grouted CMU - drill the hole 1/4" deeper than a recommended embedment of; Min 1" ~ Max 1-3/4". (1-3/4" + 1/4" = 2" for concrete and grouted masonry).
- Hollow CMU - drill the hole through the full thickness of the face shell.
- Clean the hole with compressed air or hand pump.
- Install anchor with a hammer drill with rotary only (hammer mode off), or a standard rotary drill, using a standard hex driver or Phillips bit. Drive until fully seated, Do not over-torque the anchor.


PRODUCT RENEWED
as complying with the Florida
Building Code
NOA-No. **21-0608.06**

Expiration Date: **12/21/2022**

By: *[Signature]*
Miami-Dade Product Control

PREPARED BY:

REVISIONS			
DATE	DESCRIPTION	BY	
4/27/16	INITIAL SUBMITTAL	DH	
3/01/17	CONVERTED MM TO INCHES	DH	
6/30/17	UPDATED MIN AND MAX INFO	DH	



Strongcon
CONCRETE AND MASONRY SCREWS

INTERCORP
641 North Poplar Street
Orange, California 92668
(714) 744-2622 • (714) 744-4672 fax

DRAWING NUMBER:
CSH-IWH320BC

PAGE
1 of 1