



DEPARTMENT OF REGULATORY AND ECONOMIC RESOURCES (RER)
BOARD AND CODE ADMINISTRATION DIVISION

NOTICE OF ACCEPTANCE (NOA)

MIAMI-DADE COUNTY
PRODUCT CONTROL SECTION

11805 SW 26 Street, Room 208
Miami, Florida 33175-2474
T (786) 315-2590 F (786) 315-2599

www.miamidade.gov/economy

Sto Corporation
3800 Camp Creek Parkway, Bldg. 1400 Ste. 120
Atlanta, GA 30331

SCOPE:

This NOA is being issued under the applicable rules and regulations governing the use of construction materials. The documentation submitted has been reviewed and accepted by Miami-Dade County RER-Product Control Section to be used in Miami-Dade County and other areas where allowed by the Authority Having Jurisdiction (AHJ).

This NOA shall not be valid after the expiration date stated below. The Miami-Dade County Product Control Section (In Miami-Dade County) and/ or the AHJ (in areas other than Miami-Dade County) reserve the right to have this product or material tested for quality assurance purposes. If this product or material fails to perform in the accepted manner, the manufacturer will incur the expense of such testing and the AHJ may immediately revoke, modify, or suspend the use of such product or material within their jurisdiction. RER reserves the right to revoke this acceptance if it is determined by Miami-Dade County Product Control Section that this product or material fails to meet the requirements of the applicable building code.

This product is approved as described herein and has been designed to comply with the Florida Building Code, including the High Velocity Hurricane Zone.

DESCRIPTION:

Sto Powerwall GMG Wall Panel System with Wire Lath and Stucco over 5/8" xP. Gypsum Sheathing

APPROVAL DOCUMENT: Drawing titled "Sto Powerwall GMG", sheets 1 through 3 of 3, prepared by the manufacturer, dated May 2024, signed and sealed by William R. Heiden III, P.E., on 11/07/2024, bearing the Miami-Dade County Product Control revision stamp with the Notice of Acceptance number and expiration date by the Miami-Dade County Product Control Section.

MISSILE IMPACT RATING: Large and Small Missile Impact Resistant.

LABELING: Each unit shall bear a permanent label with the manufacturer's name or logo, model (Powerwall HVHZ), city, state and following statement: "Miami-Dade County Product Control Approved", unless otherwise noted herein. Each container (bucket or drum) needs to be labeled. Unit is further defined as each roll of reinforcing mat or mesh.

RENEWAL of this NOA shall be considered after a renewal application has been filed and there has been no change in the applicable building code negatively affecting the performance of this product.

TERMINATION of this NOA will occur after the expiration date or if there has been a revision or change in the materials, use, and/ or manufacture of the product or process. Misuse of this NOA as an endorsement of any product, for sales, advertising or any other purposes shall automatically terminate this NOA. Failure to comply with any section of this NOA shall be cause for termination and removal of NOA.

ADVERTISEMENT: The NOA number preceded by the words Miami-Dade County, Florida, and followed by the expiration date may be displayed in advertising literature. If any portion of the NOA is displayed, then it shall be done in its entirety.

INSPECTION: A copy of this entire NOA shall be provided to the user by the manufacturer or its distributors and shall be available for inspection at the job site at the request of the Building Official.

This NOA **revises NOA # 22-1215.05** and consists of this page 1 and evidence pages E-1, E-2, E-3 and E-4, as well as approval document mentioned above.

The submitted documentation was reviewed by **Carlos M. Utrera, P.E.**



07/14/25

NOA No. 25-0107.07
Expiration Date: August 2, 2028
Approval Date: July 24, 2025
Page 1

NOTICE OF ACCEPTANCE: EVIDENCE SUBMITTED

1. EVIDENCE SUBMITTED UNDER PREVIOUS NOA'S

A. DRAWINGS “Submitted under NOA # 15-0603.06”

1. Drawing titled “Sto Powerwall HI”, sheets 1 through 3 of 3, prepared by the manufacturer, dated 10/21/2014, signed and sealed by Kurt W. Heinrichs, P.E.

B. TESTS “Submitted under NOA # 07-0625.11”

1. Test reports on
 - 1) Air Infiltration Test, per FBC, TAS 202-94
 - 2) Uniform Static Air Pressure Test, Loading per FBC TAS 202-94
 - 3) Water Resistance Test, per FBC, TAS 202-94
 - 4) Large Missile Impact Test per FBC, TAS 201-94
 - 5) Cyclic Wind Pressure Loading per FBC, TAS 203-94along with marked-up drawings and installation diagram of Powerwall HI Wall Panels, prepared by Hurricane Test Laboratory, LLC, Test Report No. **G064-0101-07**, dated 01/15/2007, signed and sealed by Vinu J. Abraham, P.E.

C. CALCULATIONS

1. None.

D. QUALITY ASSURANCE

1. Miami-Dade Department of Regulatory and Economic Resources (RER)

E. MATERIAL CERTIFICATIONS

1. None

F. STATEMENTS “Submitted under NOA # 15-0603.06”

1. Statement letter of code conformance to the 5th edition (2014) FBC issued by NOVA Engineering and Environmental, LLC, dated 04/09/2015, signed and sealed by Kurt W. Heinrichs, P.E.

“Submitted under NOA # 07-0625.11”

2. Code compliance letter issued by Hurricane Test Laboratory, LLC, dated 01/15/2007, signed and sealed by Vinu J. Abraham, P.E.
3. No financial interest and code compliance letter issued by Cerny & Ivey Engineers, Inc., dated 06/07/2007, signed and sealed by Christopher B. Shiver, P.E.



Carlos M. Utrera, P.E.
Product Control Examiner
NOA No. 25-0107.07
Expiration Date: August 2, 2028
Approval Date: July 24, 2025

NOTICE OF ACCEPTANCE: EVIDENCE SUBMITTED

2. EVIDENCE SUBMITTED UNDER NOA # 17-0725.02

A. DRAWINGS

1. Drawing No. **PW-HI-0107**, titled “Sto Powerwall HI”, sheets 1 through 3 of 3, prepared by the manufacturer, dated 10/21/2014, with revision **3** dated 05/04/2018, signed and sealed by Kurt W. Heinrichs, P.E.

B. TESTS

1. Test reports on
 - 1) Air Infiltration Test, per FBC, TAS 202-94
 - 2) Uniform Static Air Pressure Test, Loading per FBC TAS 202-94
 - 3) Water Resistance Test, per FBC, TAS 202-94
 - 4) Large Missile Impact Test per FBC, TAS 201-94
 - 5) Cyclic Wind Pressure Loading per FBC, TAS 203-94along with marked-up drawings and installation diagram of Powerwall HI Wall Panels, prepared by Intertek/ Architectural Testing, Inc., Test Report No. **G5683.06-550-18**, dated 05/26/2017, revised on 11/29/2017, signed and sealed by Justin P. McDonald, P.E.

C. CALCULATIONS

1. None.

D. QUALITY ASSURANCE

1. Miami-Dade Department of Regulatory and Economic Resources (RER).

E. MATERIAL CERTIFICATIONS

1. None.

F. STATEMENTS

1. Statement letter of financial interest, issued by NOVA Engineering and Environmental, LLC, dated 02/07/2018, signed and sealed by Kurt W. Heinrichs, P. E.
2. Statement letter of code conformance to the 6th edition (2017) FBC, issued by NOVA Engineering and Environmental, LLC, dated 03/07/2018, signed and sealed by Kurt W. Heinrichs, P. E.



Carlos M. Utrera, P.E.
Product Control Examiner
NOA No. 25-0107.07
Expiration Date: August 2, 2028
Approval Date: July 24, 2025

NOTICE OF ACCEPTANCE: EVIDENCE SUBMITTED

3. EVIDENCE SUBMITTED UNDER NOA # 21-0708.09 AND 22-0713.05

A. DRAWINGS

1. Drawing No. **PW-HI-0107 rev #3**, titled “Sto Powerwall HI”, sheets 1 through 3 of 3, prepared by the manufacturer, dated 10/21/2014, and last revised on June 22, 2021, signed and sealed by Kurt W. Heinrichs, P.E.

B. TESTS

1. None.

C. CALCULATIONS

1. Supplement attachment screw verification calculation dated 09/08/21, prepared, signed and sealed by Kurt W. Heinrichs, P.E.

D. QUALITY ASSURANCE

1. Miami-Dade Department of Regulatory and Economic Resources (RER).

E. MATERIAL CERTIFICATIONS

1. None.

F. STATEMENTS

1. Statement letter of code conformance to **FBC 7th Edition (2020)**, issued and prepared by NOVA Engineering and Environmental, dated 06/22/2021, signed and sealed by Kurt W. Heinrichs, P.E.
2. Statement letter dated June 16, 2021, issued by Sto requesting Product FBC 2020 update without change, signed by Kevin Schroeder, Senior Tech Rep.
3. Statement letter dated 09/08/21, justifying change of screws, prepared, signed and sealed by Kurt W. Heinrichs, P.E.
4. Performed testing letter, issued by Intertek, dated 06/28/2022, signed by Jim Blakely.



Carlos M. Utrera, P.E.
Product Control Examiner
NOA No. 25-0107.07
Expiration Date: August 2, 2028
Approval Date: July 24, 2025

NOTICE OF ACCEPTANCE: EVIDENCE SUBMITTED

4. EVIDENCE SUBMITTED UNDER NOA # 22-1215.05 AND NEW

A. DRAWINGS

1. Drawing titled “Sto Powerwall GMG”, sheets 1 through 3 of 3, prepared by the manufacturer, dated May 2024, signed and sealed by William R. Heiden III, P.E., on 11/07/2024.

B. TESTS

1. Test reports on
 - 1) Air Infiltration Test, per FBC, TAS 202-94
 - 2) Uniform Static Air Pressure Test, Loading per FBC TAS 202-94
 - 3) Water Resistance Test, per FBC, TAS 202-94
 - 4) Large Missile Impact Test per FBC, TAS 201-94
 - 5) Cyclic Wind Pressure Loading per FBC, TAS 203-94along with marked-up drawings and installation diagram of Powerwall HI Wall Panels, prepared by Intertek, Test Report No. **N7460.01-550-18 R0**, dated 07/26/2022, signed and sealed by Tanya A. Dolby, P.E.

C. CALCULATIONS

1. None.

D. QUALITY ASSURANCE

1. Miami-Dade Department of Regulatory and Economic Resources (RER).

E. MATERIAL CERTIFICATIONS

1. None.

F. STATEMENTS

1. Drawing statement of code conformance to the 8th edition (2023) of the FBC, issued by Sto Corporation, dated 11/07/2024, and signed and sealed by William R. Heiden III, P.E.
2. Statement letter of code conformance to the 7th edition (2020) of the FBC and of no financial interest, issued by William R. Heiden III, P.E., dated 11/27/2022, signed and sealed by William R. Heiden III, P.E.



Carlos M. Utrera, P.E.
Product Control Examiner
NOA No. 25-0107.07
Expiration Date: August 2, 2028
Approval Date: July 24, 2025

Description:

1.0 Substrates and Sto products approved with the system

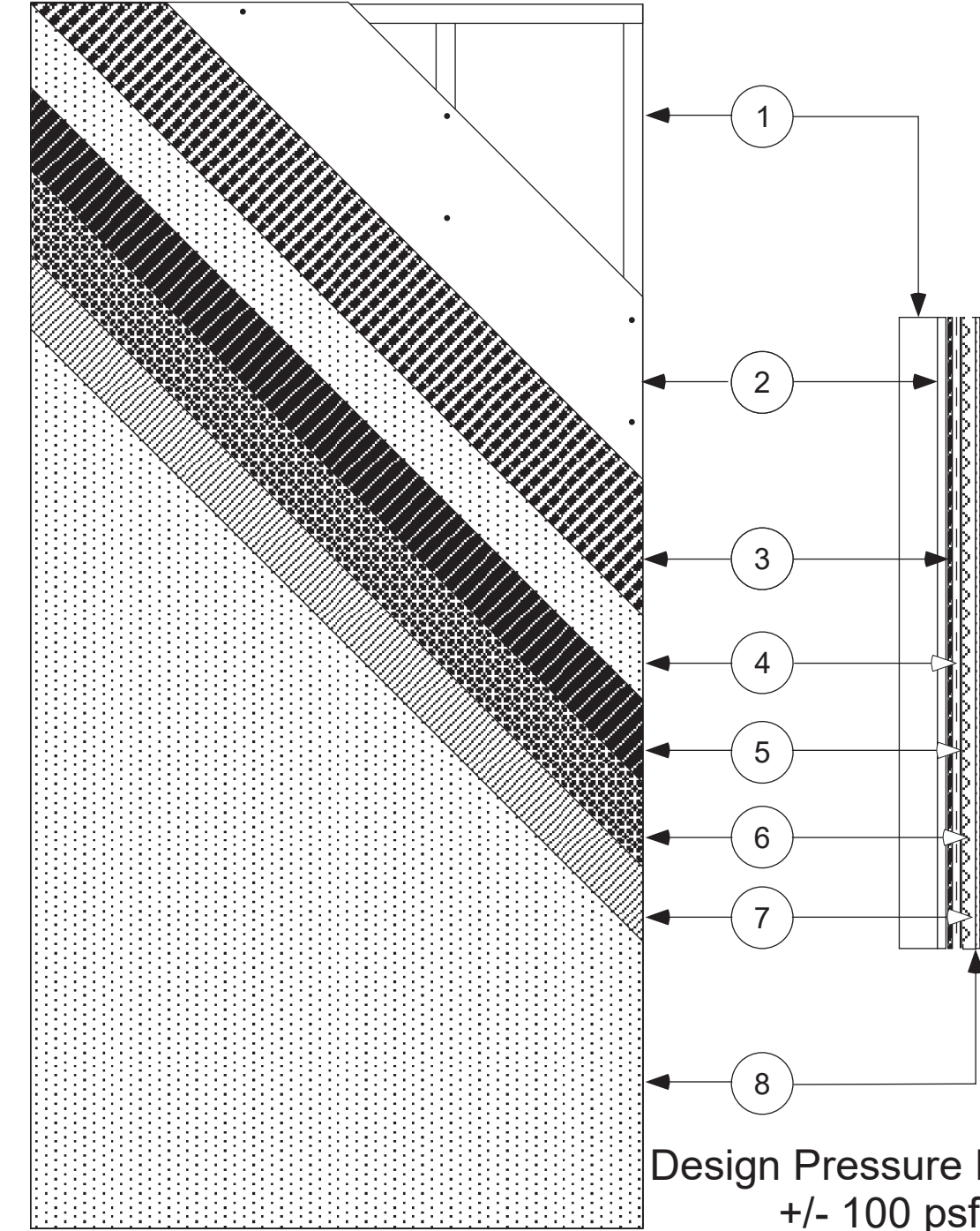
- 1.1 18 ga., 6" x 1 5/8" steel studs at 16" o.c.
- 1.2 5/8" National Gypsum eXP ASTM C 1177 compliant sheathing fastened to framing with No. 8 wafer head self drill screws at 8" o.c. along studs and perimeter
- 1.3 Sto Primer/Adhesive-B polymer modified portland cement base coat used to embed reinforcing mesh on sheathing
- 1.4 Sto Armor Mat XX, 20 oz./yd² glass fiber reinforcing embedded in Sto Primer/Adhesive-B on sheathing
- 1.5 StoGuard with Sto Gold Coat air and moisture barrier coating applied to dry Sto Primer/Adhesive-B
- 1.6 Sto Powerwall Stucco: pre-bagged portland cement stucco mixed with sand and water in the field
- 1.7 Sto textured finishes / StoCast finishes

2.0 Application

- 2.1 Sto Primer/Adhesive-B base coat is mixed in accordance with written instructions on the bag and used to fully embed Sto Armor Mat XX reinforcing mesh on the sheathing surface. Base coat is allowed to dry overnight.
- 2.2 Sto Guard with Sto Gold Coat is applied to the dry base coat in accordance with Sto written instructions.
- 2.3 One layer of Type D, No. 15 asphalt saturated kraft paper is placed over dry Sto Gold Coat as a slip-sheet.
- 2.4 Fasten 2.5 lb/yd² self-furring, galvanized expanded metal lath to the framing at 7" o.c. using No. 8 x 1 1/2" wafer head self drill screws in accordance with ASTM C 1063.
- 2.5 Apply Sto Powerwall stucco as scratch and brown coat. Mix stucco with approximately 200 lbs of clean sand and potable water in accordance with instructions printed on bag. Moist cure brown coat minimum 48 hours, then allow to dry, before applying finish
- 2.6 Apply Sto Textured Finishes / StoCast Finishes in accordance with manufacturer's published product instructions.

General Notes:


- 1. This system has been designed in accordance with the Florida Building Code, 2020 and 2023 Edition.
- 2. This system has been tested in accordance with Florida Building Code TAS 201, TAS 202, and TAS 203.
- 3. This system shall be applied by a licensed plastering contractor.
- 4. The Engineer or Architect of Record for each project using this system shall design the framing and sheathing as required by governing codes and this document.
- 5. All studs used with this system shall be completely sheathed at the interior flange or bridged at a maximum every 5 ft. of stud length or as specified by stud manufacturer.
- 6. All steel studs shall be structural with 1 5/8" minimum flange width and a minimum yield strength of 33000 psi.



Design Pressure Rating
+/- 100 psf

KEY:

- ① 1 5/8" by 6", 18 ga steel studs at 16" o.c.
- ② 5/8" National Gypsum eXP ASTM C1177 compliant sheathing fastened with No. 8 wafer head screws at 8" o.c.
- ③ Sto Armor Mat XX embedded in Sto Primer/Adhesive-B
- ④ StoGuard with Sto Gold Coat
- ⑤ One layer Type D No. 15 asphalt saturated kraft paper slip sheet
- ⑥ 2.5 lb/yd² galv. expanded metal lath fastened to studs at 7" o.c.
- ⑦ StoPowerwall Stucco
- ⑧ Sto Textured Finishes / StoCast Finishes

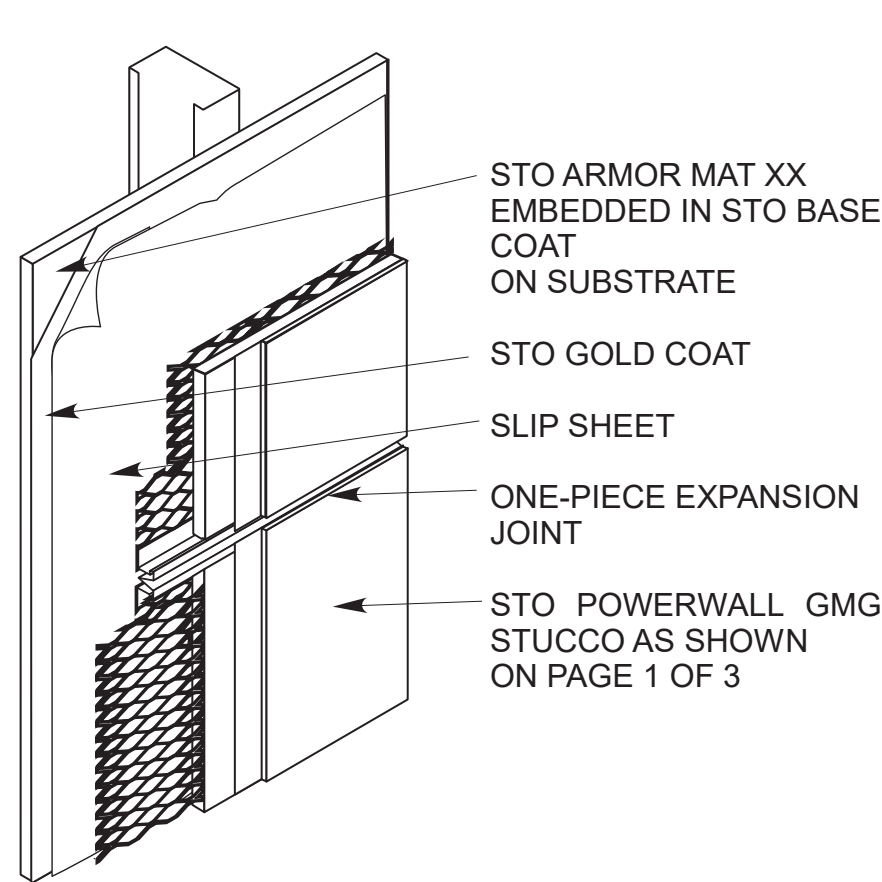
PRODUCT REVISED
as complying with the Florida
Building Code
NOA-No. 25-0107.07
Expiration Date 08/02/2028
By 
Miami-Dade Product Control

Review by:

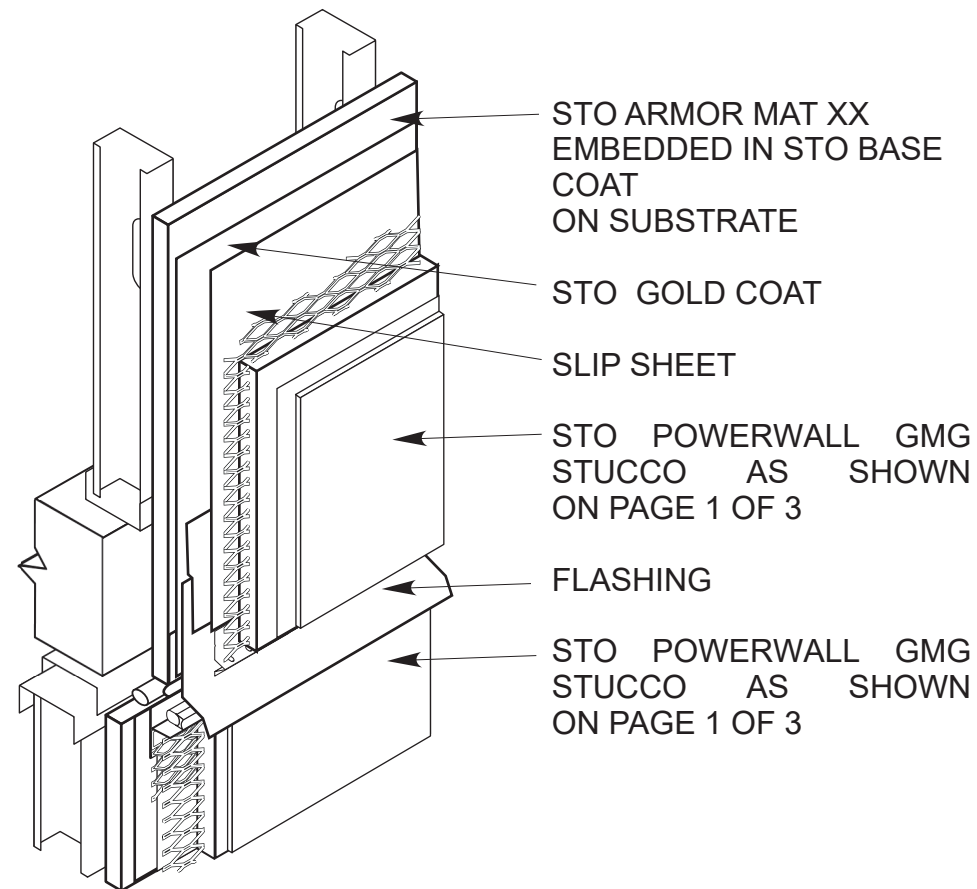


November 7, 2024

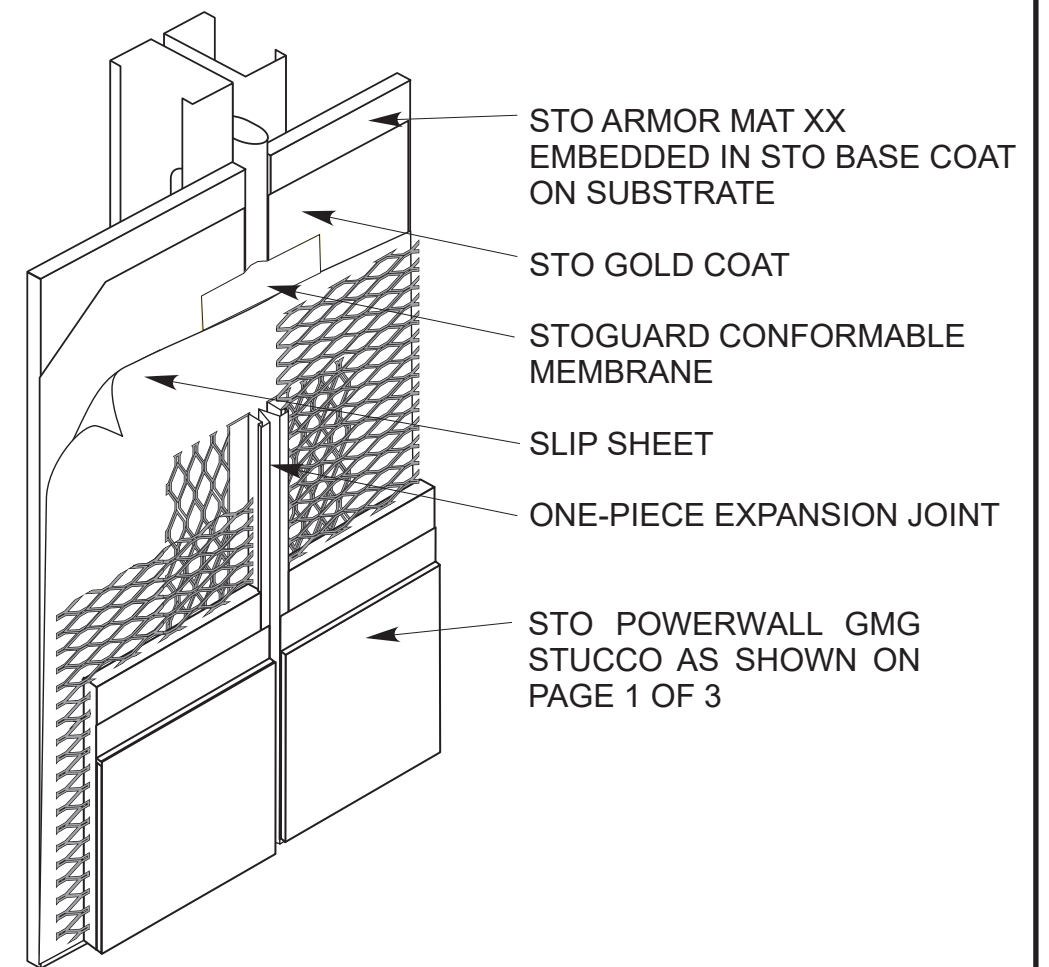
Sto Powerwall GMG Large Missile Impact Stucco System over frame construction		
Sto Corp. 3800 Camp Creek Pkwy Bldg. 1400, Ste 120 Atlanta, GA 30331	Drawing 1 of 3	
MAY 2024	Not to Scale	Drawn by: TLV



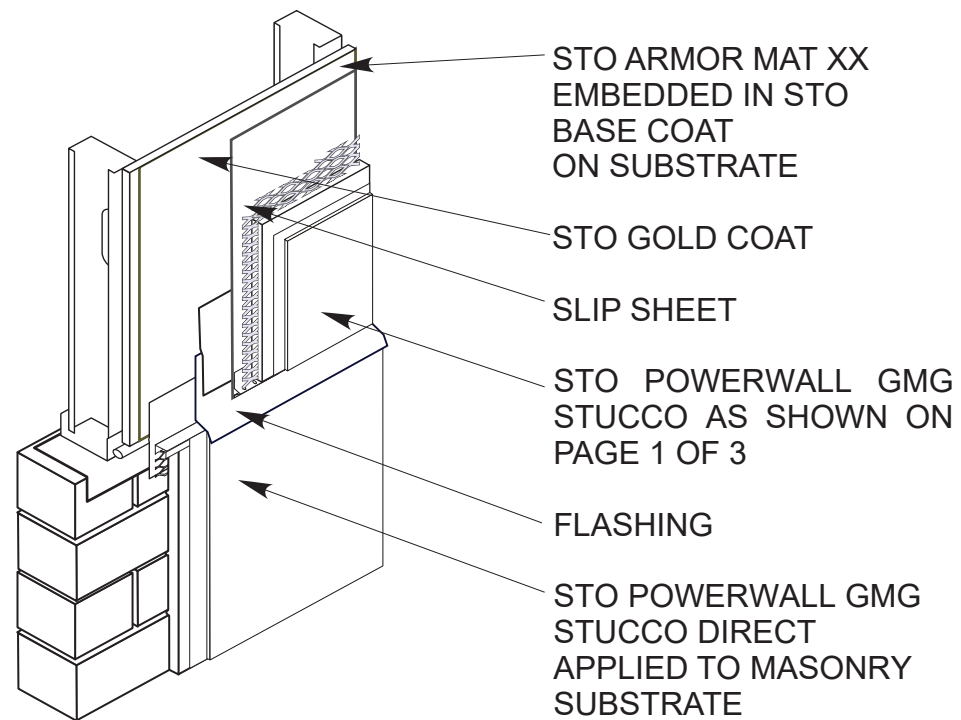
ONE PIECE CONTROL JOINT



FLOOR LINE JOINT WITH FLASHING



ONE PIECE EXPANSION JOINT




TRANSITION TO MASONRY CONSTRUCTION BELOW

PRODUCT REVISED
as complying with the Florida
Building Code
NOA-No. 25-0107.07

Expiration Date 08/02/2028

By 
Miami-Dade Product Control

Review by:



November 7, 2024

TYPICAL DETAIL SHEET

Sto Powerwall GMG

Large Missile Impact Stucco System
over frame construction

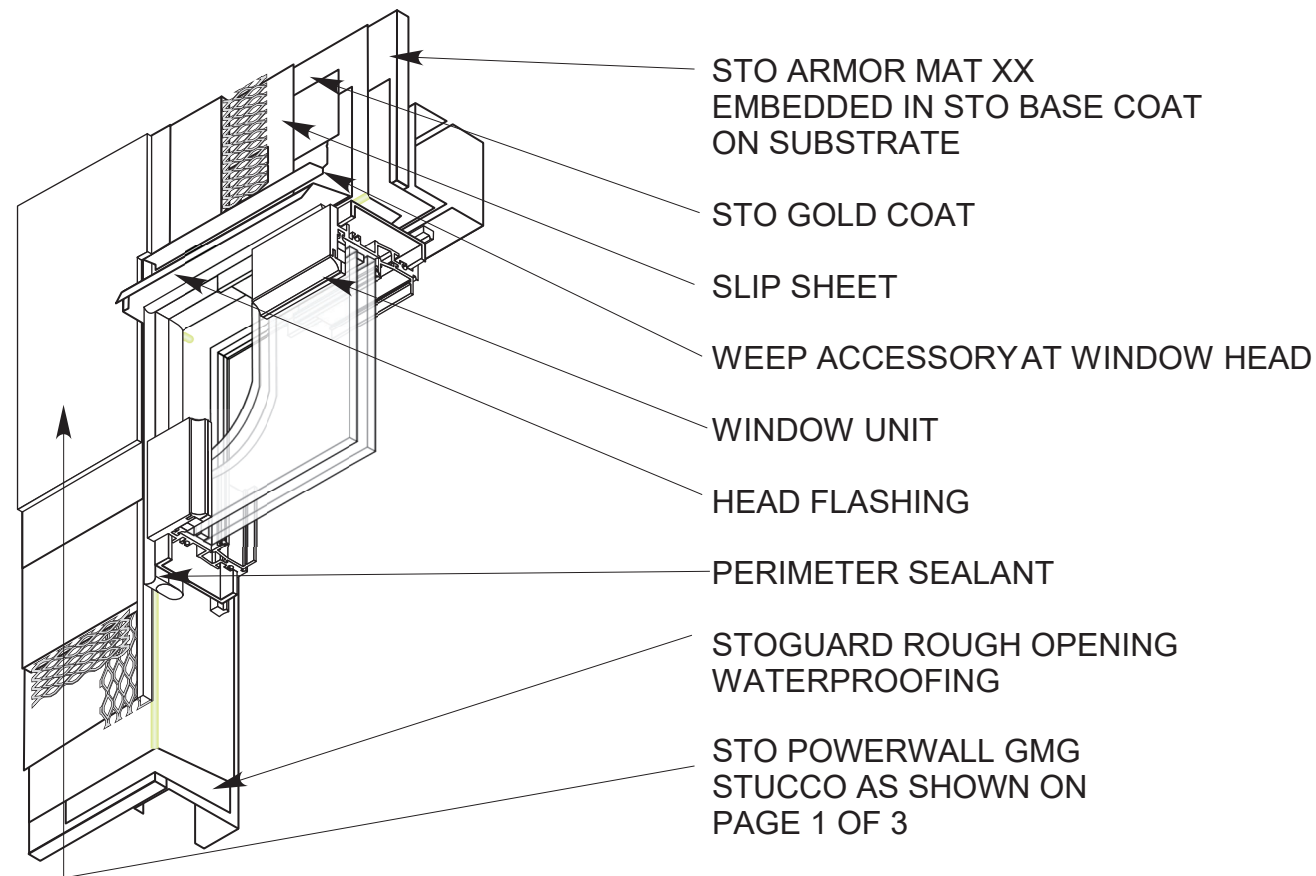
Sto Corp.
3800 Camp Creek Pkwy
Bldg. 1400, Ste 120
Atlanta, GA 30331

Drawing: PAGE 2 of 3

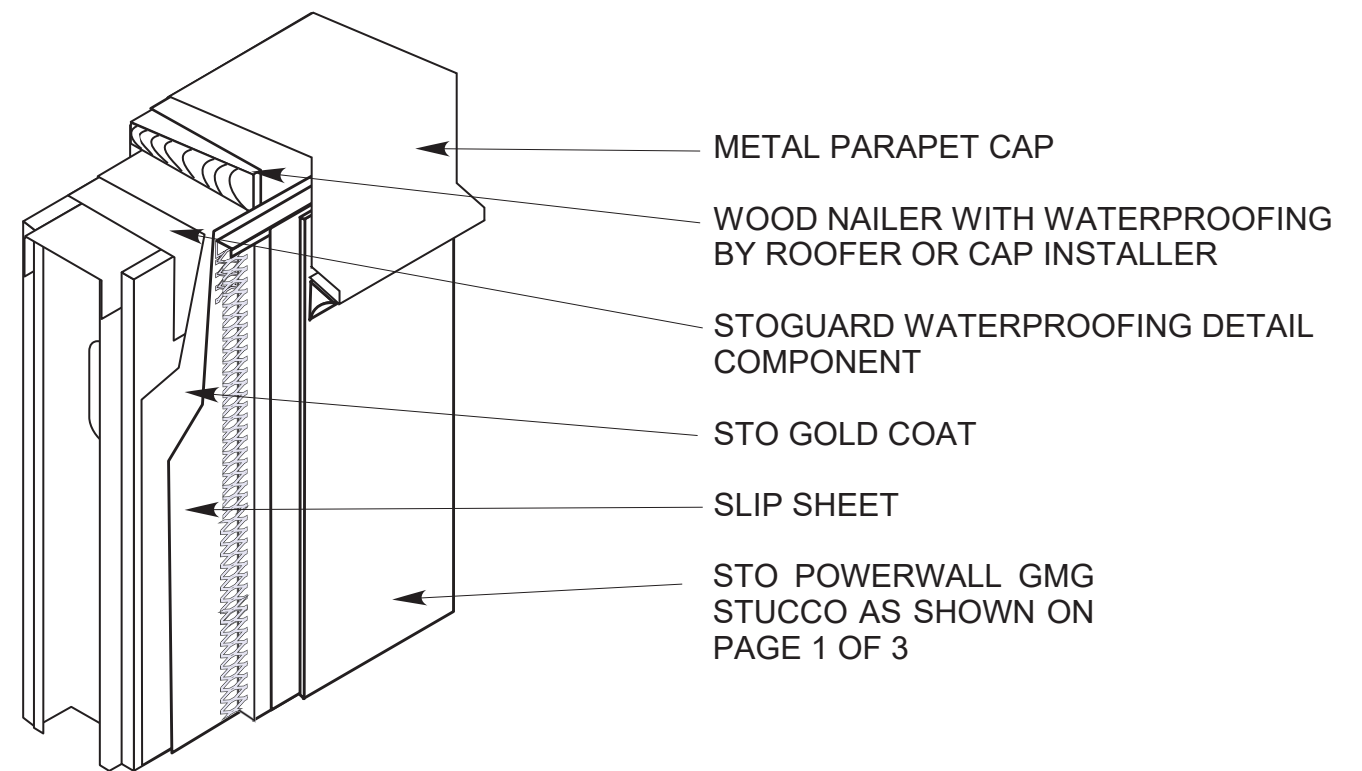
MAY 2024

Not to Scale

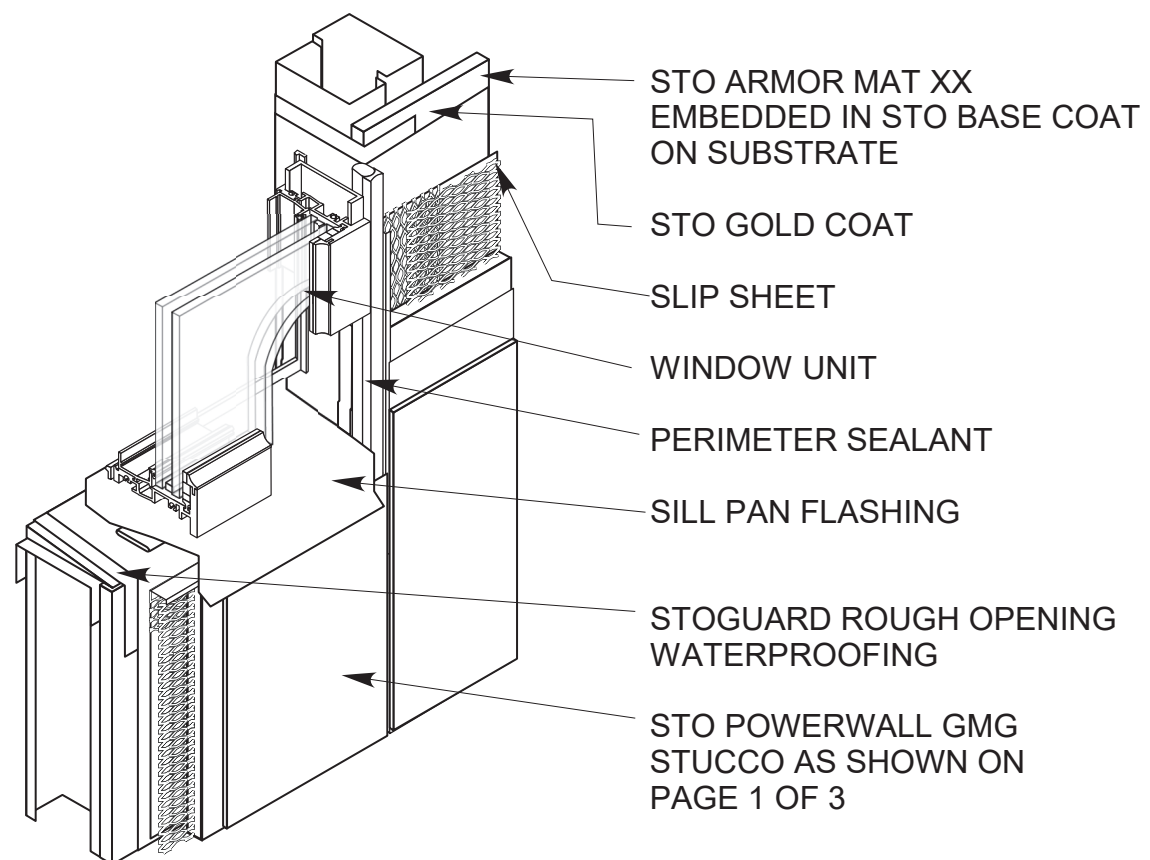
Drawn by: TLV




WINDOW HEAD AND JAMB




PARAPET CAP



WINDOW SILL AND JAMB

PRODUCT REVISED
as complying with the Florida
Building Code
NOA-No. 25-0107.07
Expiration Date 08/02/2028
By 
Miami-Dade Product Control

Review by:



November 7, 2024

TYPICAL DETAIL SHEET

Sto Powerwall GMG

Large Missile Impact Stucco System
over frame construction

Sto Corp.
3800 Camp Creek Pkwy
Bldg. 1400, Ste 120
Atlanta, GA 30331

Drawing: PAGE 3 OF 3

MAY 2024

Not to Scale

Drawn by: TLV