



DEPARTMENT OF REGULATORY AND ECONOMIC RESOURCES (RER)
BOARD AND CODE ADMINISTRATION DIVISION

NOTICE OF ACCEPTANCE (NOA)

MIAMI-DADE COUNTY
PRODUCT CONTROL SECTION

11805 SW 26 Street, Room 208
Miami, Florida 33175-2474
T (786) 315-2590 F (786) 315-2599

www.miamidade.gov/building

USG Corporation
550 West Adams Street
Chicago, IL 60661

SCOPE: This NOA is being issued under the applicable rules and regulations governing the use of construction materials. The documentation submitted has been reviewed and accepted by Miami-Dade County RER-Product Control Section to be used in Miami Dade County and other areas where allowed by the Authority Having Jurisdiction (AHJ).

This NOA shall not be valid after the expiration date stated below. The Miami-Dade County Product Control Section (In Miami Dade County) and/or the AHJ (in areas other than Miami Dade County) reserve the right to have this product or material tested for quality assurance purposes. If this product or material fails to perform in the accepted manner, the manufacturer will incur the expense of such testing and the AHJ may immediately revoke, modify, or suspend the use of such product or material within their jurisdiction. RER reserves the right to revoke this acceptance if it is determined by Miami-Dade County Product Control Section that this product or material fails to meet the requirements of the applicable building code.

This product is approved as described herein and has been designed to comply with the Florida Building Code, including the High Velocity Hurricane Zone.

DESCRIPTION: USG Suspension Exterior Ceiling Systems with USG min. ½" Gypsum Sheathings

APPROVAL DOCUMENT: Drawing titled "Drywall Suspension System with Approved Sheathing for Exterior Applications", sheets 1 thru 5 of 5, dated 04/09/2018, prepared by manufacturer, signed and sealed by William R. Heiden III, P.E., bearing the Miami-Dade County Product Control renewal stamp with the Notice of Acceptance number and expiration date by the Miami-Dade County Product Control Section.

MISSILE IMPACT RATING: None

LABELING: Metal grid main tees shall bear a permanent label marked at not more than 4' o.c. with #601 and on each carton it shall state: 1) Manufacturer's name, city, state, 2) Product Name, 3) NOA number, 4) TAS 202 and TAS 203, 5) Net Free Area = 0. Additionally, sheathing panels shall be permanently labeled with the production code and one of the following: #320 (Mediapolis, IA) or #861 (Sweetwater, TX) or #833 (Baltimore, MD) or #360 (Shoals, IN) or #225 (Jacksonville, FL) or #301 (Plaster City, CA) or #850 (Bridgeport, AL) and the statement: "Miami-Dade County Product Control Approved".

RENEWAL of this NOA shall be considered after a renewal application has been filed and there has been no change in the applicable building code negatively affecting the performance of this product.

TERMINATION of this NOA will occur after the expiration date or if there has been a revision or change in the materials, use, and/or manufacture of the product or process. Misuse of this NOA as an endorsement of any product, for sales, advertising or any other purposes shall automatically terminate this NOA. Failure to comply with any section of this NOA shall be cause for termination and removal of NOA.

ADVERTISEMENT: The NOA number preceded by the words Miami-Dade County, Florida, and followed by the expiration date may be displayed in advertising literature. If any portion of the NOA is displayed, then it shall be done in its entirety.

INSPECTION: A copy of this entire NOA shall be provided to the user by the manufacturer or its distributors and shall be available for inspection at the job site at the request of the Building Official. This NOA **renews NOA No. 24-1011.07** and consists of this page 1 and evidence pages E-1, E-2 and E-3, as well as approval document mentioned above.

The submitted documentation was reviewed by **Carlos M. Utrera, P.E.**



04/21/25

NOA No. 25-0401.08
Expiration Date: September 8, 2030
Approval Date: May 1, 2025
Page 1

NOTICE OF ACCEPTANCE: EVIDENCE SUBMITTED

1. EVIDENCE SUBMITTED UNDER PREVIOUS NOA's

A. DRAWINGS

1. Manufacturer's die drawings and sections.
(Submitted under NOA No. 10-0629.02)
2. Drawing titled "Drywall Suspension System with approved sheathing for exterior applications", sheets 1 through 5 of 5, dated 04/09/2018, prepared by USG Corporation, signed and sealed by William R. Heiden III, P.E.
(Submitted under NOA No. 17-0919.03)

B. TESTS

1. Test reports on: 1) Air Infiltration Test, per FBC, TAS 202-94
2) Uniform Static Air Pressure Test, Loading per FBC, TAS 202-94
3) Water Resistance Test, per FBC, TAS 202-94
4) Cyclic Wind Pressure Loading per FBC, TAS 203-94
5) Tensile Test per ASTM E8-08
along with marked-up drawings and installation diagram of Drywall Suspension Exterior Ceilings with Securock Ultralight Glass-Mat Sheathing and 4 Exterior Finish Systems, prepared by Intertek, Test Report No. **H6284.01-450-18 R0**, dated 03/15/2018, signed and sealed by Vinu J. Abraham, P.E.
(Submitted under NOA No. 17-0919.03)
2. Test reports on: 1) Air Infiltration Test, per FBC, TAS 202-94
2) Uniform Static Air Pressure Test, Loading per FBC, TAS 202-94
3) Water Resistance Test, per FBC, TAS 202-94
4) Cyclic Wind Pressure Loading per FBC, TAS 203-94
5) Tensile Test per ASTM E8-08
along with marked-up drawings and installation diagram of Drywall Suspension Exterior Ceilings with Securock ExoAir 430 Sheathing and 4 Exterior Finish Systems, prepared by Intertek/ATI, Test Report No. **H0153.01-450-18**, dated 10/10/2017, signed and sealed by Vinu J. Abraham, P.E.
(Submitted under NOA No. 17-0919.03)
3. Test reports on Flatwise Tensile Strength Test per ASTM C297 of alternative glass-mat facing material and alternative base coat materials for USG SECUROCK Glass-Mat Sheathing, prepared by Progressive Engineering Inc. dated 09/29/2015, signed by Jason R. Holdeman.
(Submitted under NOA No. 15-0618.06)



Carlos M. Utrera, P.E.
Product Control Examiner
NOA No. 25-0401.08
Expiration Date: September 8, 2030
Approval Date: May 1, 2025

NOTICE OF ACCEPTANCE: EVIDENCE SUBMITTED

1. EVIDENCE SUBMITTED UNDER PREVIOUS NOA's (CONTINUED)

B. TESTS (CONTINUED)

- 4.** Test reports on: 1) Air Infiltration Test, per FBC, TAS 202-94
2) Uniform Static Air Pressure Test, Loading per FBC, TAS 202-94
3) Water Resistance Test, per FBC, TAS 202-94
4) Cyclic Wind Pressure Loading per FBC, TAS 203-94
along with marked-up drawings and installation diagram of Drywall Suspension System with Securock Glass-Mat Sheathing, prepared by Hurricane Test Laboratory, LLC, Test Report No. **0141-1101-09**, dated 04/13/2010, signed and sealed by Vinu J. Abraham, P.E.
(Submitted under NOA No. 10-0629.02)

C. CALCULATIONS

- 1.** Anchorage capacity calculation prepared by USG Corporation, dated 03/29/2018, signed and sealed by William R. Heiden III, P.E.
(Submitted under NOA No. 17-0919.03)
- 2.** Fastener pull-through comparison prepared by USG Corporation, dated 03/29/2018, signed and sealed by William R. Heiden III, P.E.
(Submitted under NOA No. 17-0919.03)

D. QUALITY ASSURANCE

- 1.** Miami-Dade Department of Regulatory and Economic Resources (RER)

E. MATERIAL CERTIFICATIONS

- 1.** None.

F. STATEMENTS

- 1.** Statement letter of conformance, complying with **FBC 7th Edition (2020)**, dated 02/21/2021, issued, signed and sealed by William R. Heiden III, P.E.
(Submitted under NOA No. 20-1203.15)
- 2.** Statement letter of no financial interest, dated 04/09/2018, issued, signed and sealed by William R. Heiden III, P.E.
(Submitted under NOA No. 17-0919.03)



Carlos M. Utrera, P.E.
Product Control Examiner
NOA No. 25-0401.08
Expiration Date: September 8, 2030
Approval Date: May 1, 2025

NOTICE OF ACCEPTANCE: EVIDENCE SUBMITTED

1. EVIDENCE SUBMITTED UNDER PREVIOUS NOA # 24-1011.07

A. DRAWINGS

1. None.

B. TESTS

1. None.

C. CALCULATIONS

1. None.

D. QUALITY ASSURANCE

1. Miami-Dade Department of Regulatory and Economic Resources (RER)

E. MATERIAL CERTIFICATIONS

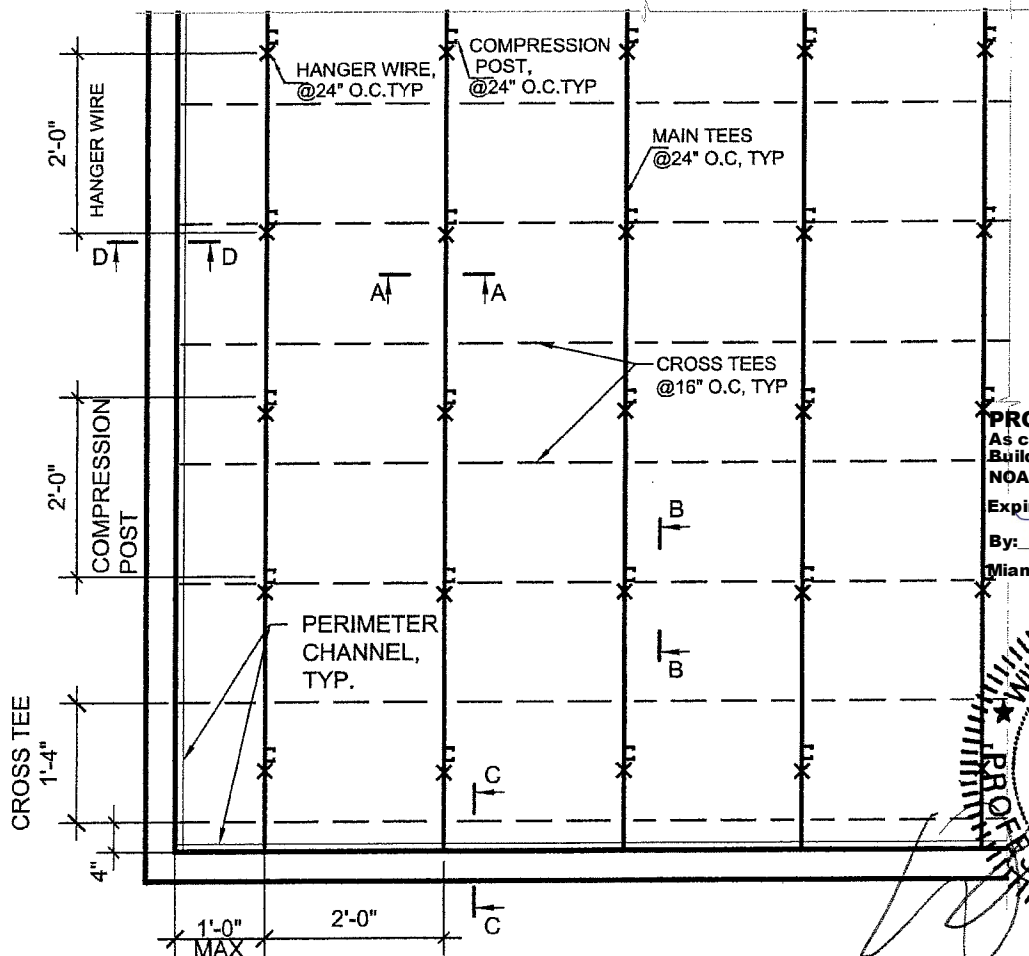
1. None.

F. STATEMENTS


1. Statement letter of conformance, complying with **FBC 8th Edition (2023)**, dated 10/04/2024, issued, signed and sealed by William R. Heiden III, P.E.



Carlos M. Utrera, P.E.
Product Control Examiner
NOA No. 25-0401.08
Expiration Date: September 8, 2030
Approval Date: May 1, 2025



PRODUCT REVISED
As complying with the Florida
Building Code
NOA-No. **24-1011.07**
Expiration Date: **09/08/2025**
By: *Manuel Torres*
Miami-Dade Product Control



PRODUCT REVISED
as complying with the Florida
Building Code
NOA-No. **20-1203.15**
Expiration Date **09/08/2025**
By: *R. Torres*
Miami-Dade Product Control

USG DRYWALL SUSPENSION SYSTEM WITH USG SECUROCK OR SECUROCK ULTRALIGHT GLASS MAT SHEATHING OR ExoAir430 PANELS

PRODUCT REVISED
as complying with the Florida
Building Code
NOA-No. **17-0919.03**
Expiration Date **09/08/2020**
By: *R. Torres*
Miami-Dade Product Control

NOTES:

1. COMPRESSION POSTS SHALL BE ATTACHED TO MAIN TEES AT MAX. 24" O.C.
2. HANGER WIRES SHALL BE INSTALLED ON MAIN TEES AT MAX. 24" O.C. AND MUST BE SECURED WITH MINIMUM OF 3 TURNS, FITTED IN 3" AT EACH END, SEE SECTION B-B ON SHEET 3.
3. USG SECUROCK SHEATHING MUST BE ATTACHED WITH #8 -1 1/4" TYPE S WAFFER HEAD / LATH SCREWS TO MAIN TEES, CROSS TEES AND PERIMETER CHANNEL MOLDING AT MAX. SPACING 8" O.C. FOR EXOAIR430 PANELS, GAP ALL PANEL JOINTS 1/8" AND FILL USING TREMCO DYMONIC 100 SEALANT, THEN STRIKE FLUSH. ALLOW SEALANT TO CURE 24 HR. MIN. PRIOR TO APPLICATION OF FINISH SYSTEM.
4. PERIMETER CHANNEL SHALL BE ATTACHED TO THE STRUCTURE AT 8" O.C. MAX., REFER TO PAGE 4 FOR DETAILS.
5. REFER TO PAGE 3 FOR DIRECT APPLIED EXTERIOR SYSTEM DESCRIPTION.
6. MAIN TEE SPLICE - IF MAIN TEE HAS TO BE SPLICED, THE SPLICE CLIP DGSC-180 MUST BE ATTACHED TO MAIN TEES WITH 2-#8 -3/4" S12 FASTENERS ON EACH END. THE HANGER WIRE AND COMPRESSION POST MUST BE LOCATED WITHIN 6" ON ONE SIDE OF THE SPLICE.

DESIGN PRESSURE
+75 PSF UPWARD
-75 PSF DOWNWARD

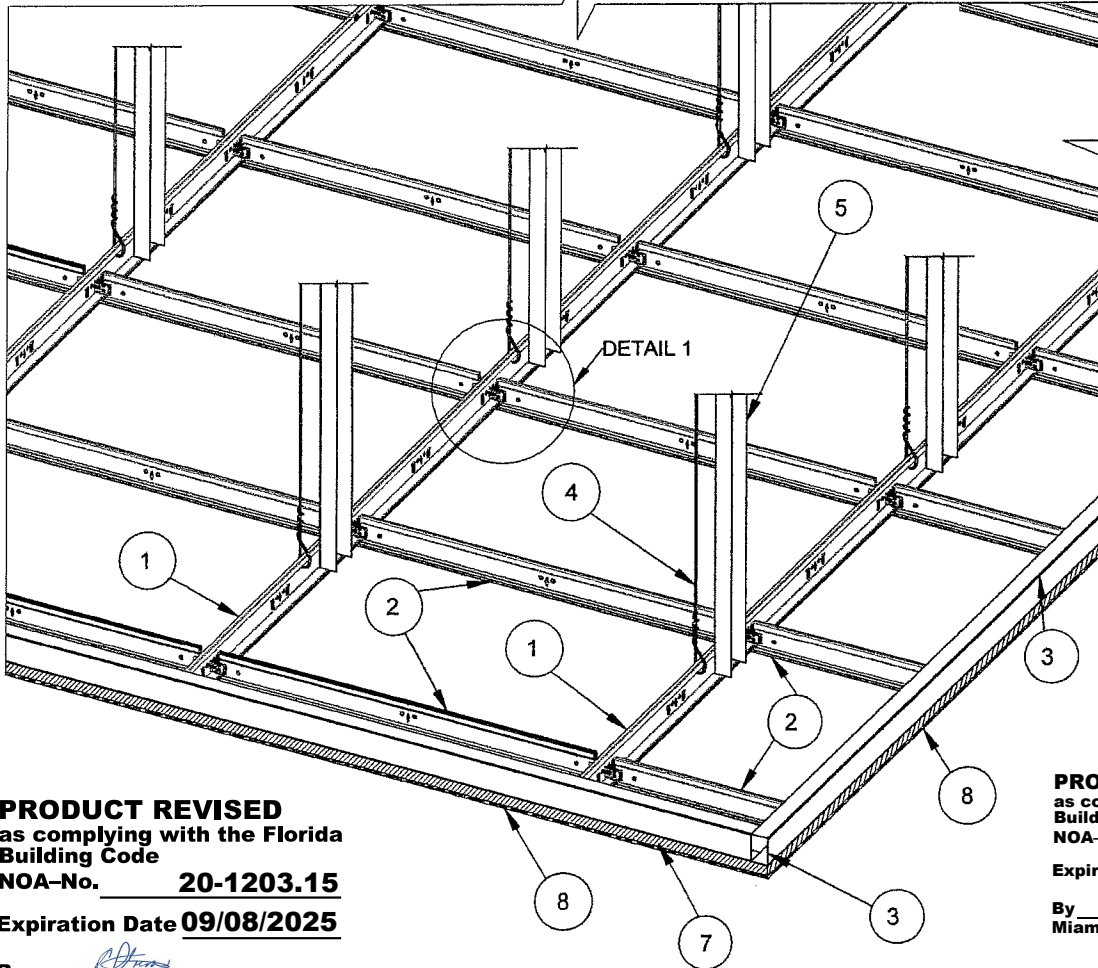
PRODUCT RENEWED
as complying with the Florida
Building Code
NOA-No. **25-0401.08**
Expiration Date **09/08/2030**
By: *R. Torres*
Miami-Dade Product Control

USG
UNITED STATES GYPSUM CO.
550 West Adams Street
Chicago, Illinois 60661

**MIAMI DADE COUNTY
PRODUCT CONTROL
APPROVAL**

**PLAN
DRYWALL SUSPENSION SYSTEM
WITH APPROVED SHEATHING
FOR EXTERIOR APPLICATIONS**

**SHEET
1 OF 5**



PRODUCT REVISED
as complying with the Florida
Building Code
NOA-No. 20-1203.15
Expiration Date 09/08/2025
By [Signature]
Miami-Dade Product Control

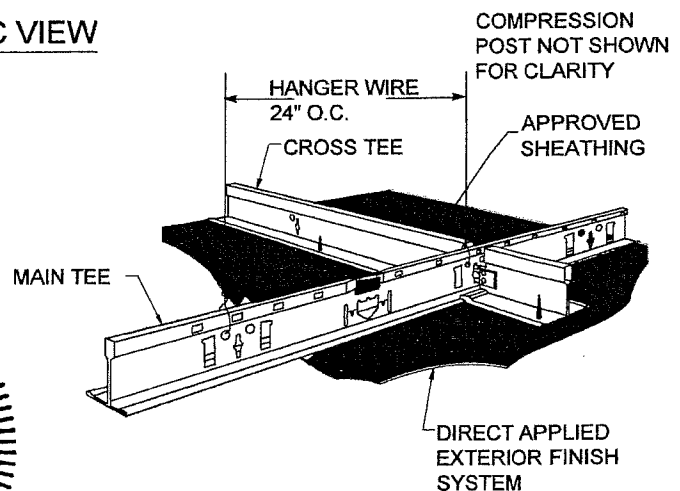

PRODUCT RENEWED
as complying with the Florida
Building Code
NOA-No. 25-0401.08
Expiration Date 09/08/2030
By [Signature]
Miami-Dade Product Control

ISOMETRIC VIEW

PRODUCT REVISED
as complying with the Florida
Building Code
NOA-No. 17-0919.03
Expiration Date 09/08/2020
By [Signature]
Miami-Dade Product Control

PRODUCT REVISED
As complying with the Florida
Building Code
NOA-No. 24-1011.07
Expiration Date: 09/08/2025
By: [Signature]
Miami-Dade Product Control

DESIGN PRESSURE
+75 PSF/-75 PSF



DETAIL 1

USG

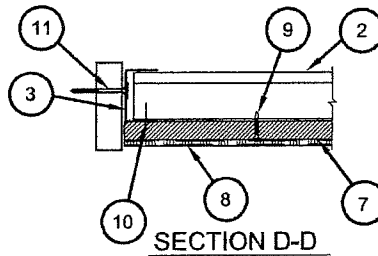
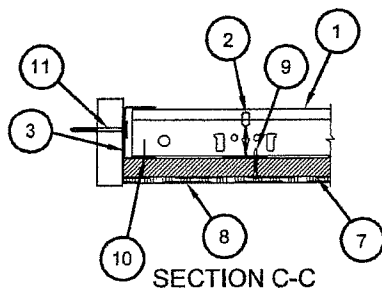
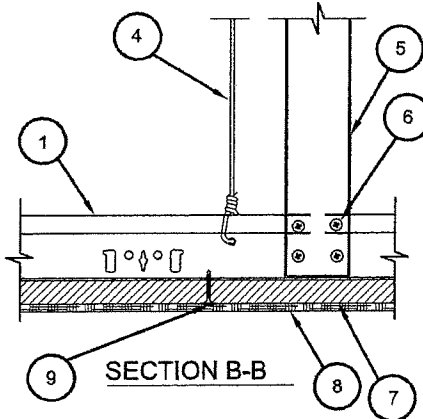
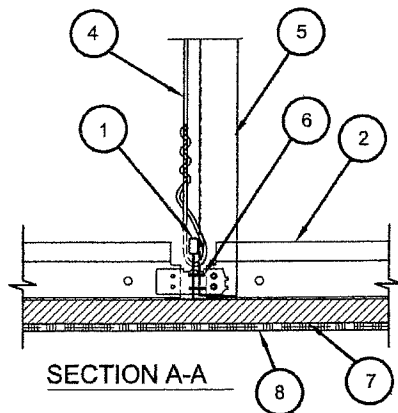


UNITED STATES
GYPSUM CO.
550 West Adams Street
Chicago, Illinois 60661

MIAMI DADE COUNTY
PRODUCT CONTROL
APPROVAL

ISOMETRIC VIEW
DRYWALL SUSPENSION SYSTEM
WITH APPROVED SHEATHING
FOR EXTERIOR APPLICATIONS

SHEET
2 OF 5



NOTE:

BELOW ARE 4 OPTIONS FOR DIRECT APPLIED EXTERIOR FINISH SYSTEM. ALL PRODUCTS SHALL BE APPLIED PER MANUFACTURER INSTALLATION INSTRUCTIONS.

OPTION 1: DRYVIT

BASE COAT: PRIMUS DM

MESH: STANDARD 4.3 oz. REINFORCING MESH

FINISH COAT: DRYVIT DPR FINISH

OPTION 2: PAREX

BASE COAT: PAREX 121

MESH: PAREX MESH 355

FINISH: PAREX DPR STANDARD FINISH

OPTION 3: SENERGY

BASE COAT: SENERGY ALPHA DRY BASE COAT

MESH: FLEXGUARD 4 MESH

FINISH: SENERFLEX FINISH

OPTION 4: STO

BASE COAT: STO PRIMER/ADHESIVE-B

MESH: STO MESH 4.5 oz.

FINISH: STO ESSENCE DPR FINISH

DESIGN PRESSURE
+75 PSF/ -75 PSF

PRODUCT RENEWED
as complying with the Florida
Building Code

NOA-No. 25-0401.08

Expiration Date 09/08/2030

By *[Signature]*
Miami-Dade Product Control

PRODUCT REVISED
As complying with the Florida
Building Code

NOA-No. 24-1011.07

Expiration Date: 09/08/2025

By *Manuel Perez*
Miami-Dade Product Control

PRODUCT REVISED
as complying with the Florida
Building Code

NOA-No. 20-1203.15

Expiration Date 09/08/2025


By *[Signature]*
Miami-Dade Product Control

PRODUCT REVISED
as complying with the Florida
Building Code

NOA-No. 17-0919.03

Expiration Date 09/08/2020

By *[Signature]*
Miami-Dade Product Control

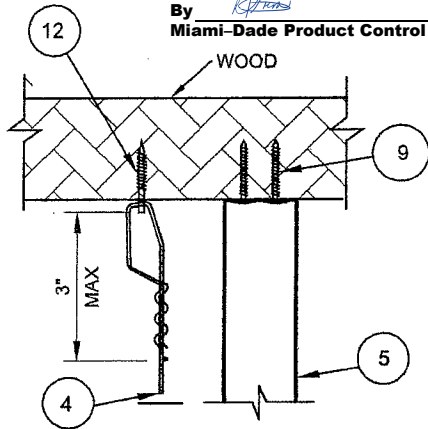


April 9, 2018

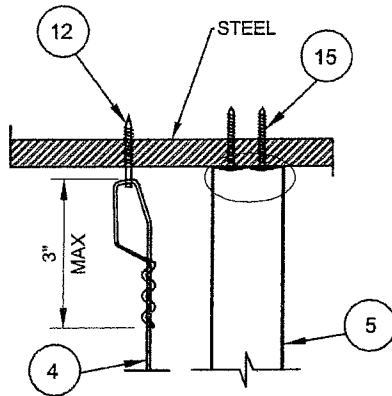
PRODUCT RENEWED
as complying with the Florida
Building Code
NOA-No. 25-0401.08

Expiration Date 09/08/2030

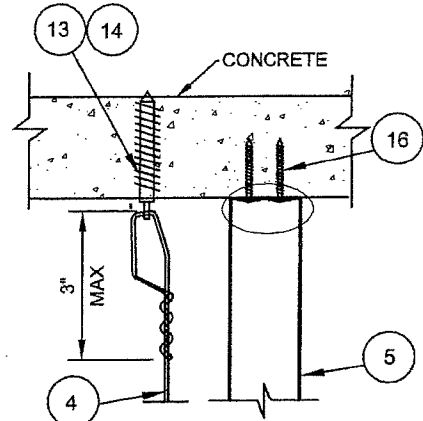
By [Signature]
Miami-Dade Product Control



DETAIL 1



DETAIL 2



DETAIL 3

PRODUCT REVISED
As complying with the Florida
Building Code
NOA-No. 24-1011.07
Expiration Date: 09/08/2025
By: [Signature]
Miami-Dade Product Control

ANCHORING NOTES:

UNLESS ANCHORING TO THE MAIN STRUCTURE IS DESIGNED BY ENGINEER OR ARCHITECT OF RECORD, USE DETAILS 1 THROUGH 6 FOR ATTACHMENT.

1. WOOD SUBSTRATE DETAIL 1 & 4

- HANGER WIRE: USE 1-#10 EYE SCREW OR EQUIVALENT WITH 1/4" MINIMUM PENETRATION

- COMPRESSION POST: USE 3 - #8 SCREWS OR EQUIVALENT WITH 1/4" MINIMUM PENETRATION.

- MOLDING CHANNEL: USE 1-#8 SCREW OR EQUIVALENT WITH 1/2" MINIMUM PENETRATION AT 8" O.C.

2. STEEL SUBSTRATE, DETAIL 2 & 5

- HANGER WIRE: USE 1-#10 EYE SCREW OR EQUIVALENT ATTACHED TO MINIMUM 14 GA. STEEL.

- COMPRESSION POST: USE 3 - #8 SCREWS OR EQUIVALENT ATTACHED TO MINIMUM 18 GA. STEEL.

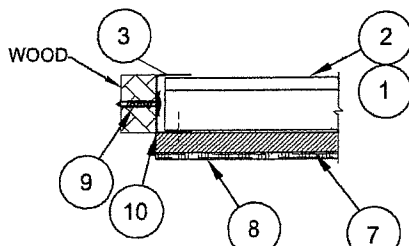
- MOLDING CHANNEL: USE 1-#8 SCREW OR EQUIVALENT AT 8" O.C.

3. CONCRETE SUBSTRATE, DETAIL 3 & 6

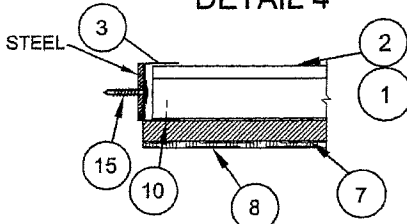
- HANGER WIRE: USE 1/4" HILTI HHDA ANCHOR OR X-CW X-U 27 CEILING WIRE ANCHOR OR EQUIVALENT IN LIGHT OR NORMAL WEIGHT CONCRETE ($f_c = 3500$ PSI MIN.)

- COMPRESSION POST: USE 3 - 3/16" DIA. TAPCON CARBON STEEL OR STAINLESS ANCHOR OR EQUIVALENT WITH 2" MINIMUM EMBEDMENT AND 1 1/8" MIN. EDGE DISTANCE IN 3000 PSI CONCRETE.

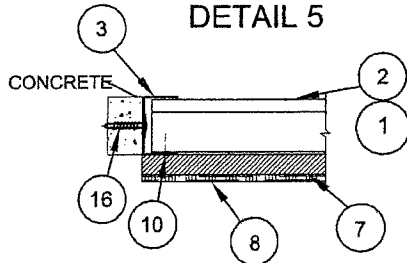
- MOLDING CHANNEL: USE 1- 3/16" DIA. TAPCON ANCHOR OR EQUIVALENT WITH 1" MINIMUM EMBEDMENT AND 2" MIN. EDGE DISTANCE IN 3000 PSI CONCRETE OR MEDIUM-WEIGHT CMU BLOCKS.



DETAIL 4



DETAIL 5



DETAIL 6

PRODUCT REVISED
as complying with the Florida
Building Code
NOA-No. 20-1203.15
Expiration Date 09/08/2025


By [Signature]
Miami-Dade Product Control

DESIGN PRESSURE
+75 PSF/-75 PSF

PRODUCT REVISED
as complying with the Florida
Building Code
NOA-No. 17-0919.03

Expiration Date 09/08/2020

By [Signature]
Miami-Dade Product Control



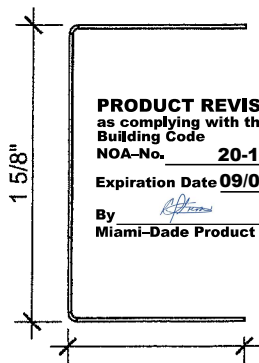
April 9, 2018

USG
UNITED STATES
GYPSUM CO.
550 West Adams Street
Chicago, Illinois 60661

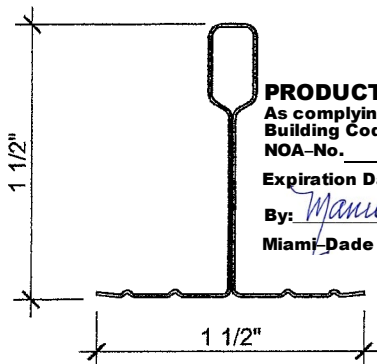
MIAMI DADE COUNTY
PRODUCT CONTROL
APPROVAL

ANCHORAGE DETAILS
DRYWALL SUSPENSION SYSTEM
WITH APPROVED SHEATHING
FOR EXTERIOR APPLICATIONS

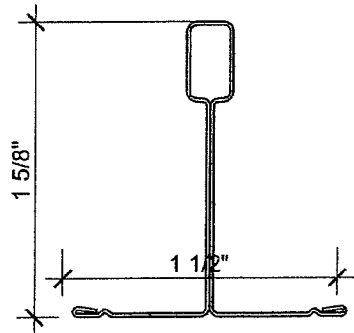
SHEET
4 OF 5



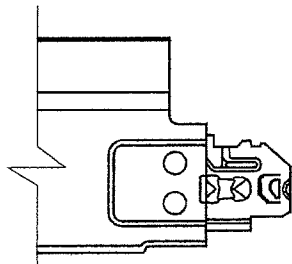
DBCM27 1"
DRYWALL PERIMETER
CHANNEL MOLDING



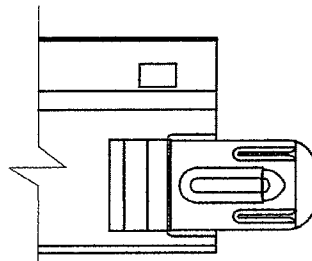
DGLW224 FIRE RATED
CROSS TEE



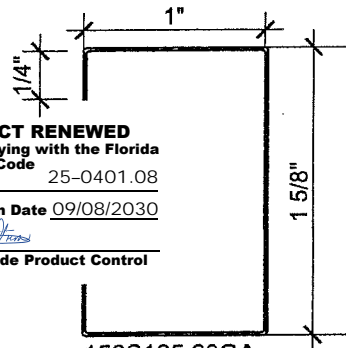
DGLW26 FIRE RATED
MAIN TEE



TYPICAL CROSS TEE CLIP



TYPICAL MAIN TEE
SPLICE CLIP




158S125 20GA
METAL STUD
Fy = 33 KSI (MIN)

PRODUCT RENEWED
as complying with the Florida
Building Code
NOA-No. 25-0401.08
Expiration Date 09/08/2030
By *[Signature]*
Miami-Dade Product Control

LIST OF MATERIALS

ITEM	DESCRIPTION
1	DGLW26 MAIN TEE BY USG INTERIORS, MIN. G90.
2	DGLW224 CROSS TEE BY USG INTERIORS, MIN. G90.
3	DBCM27 PERIMETER CHANNEL MOLDING BY USG INTERIORS, MIN. G90.
4	12 GAUGE HANGER WIRE, MINIMUM 3 WRAPS.
5	158S125 20 GA METAL STUD Fy=33 KSI MIN. FOR COMPRESSION POST or DBCM27 CHANNEL FOR 24" PLENUM HEIGHT, IF LONGER, MUST BE DESIGNED BY EOR.
6	MIN. #8-3/4" TYPE S12 SHEET METAL SCREW.
7	MIN. 1/2" USG SECUROCK SHEATHING OR MIN. 1/2" ULTRALIGHT SECUROCK SHEATHING OR MIN. 1/2" ExoAir 430 PANELS.
8	DIRECT APPLIED EXTERIOR FINISH SYSTEM - SEE NOTES, PAGE 3
9	MIN. #8-1 1/4" TYPE S WAFFER HEAD OR LATH SCREW @ 8" O.C.
10	1/8" RIVET, ONE PER TEE TO PERIMETER CHANNEL MOLDING CONNECTION
11	#8 - 1 1/4" SCREW.
12	#10 EYE SCREW OR EQUIVALENT.
13	HILTI X-CW X-U-27 FASTENER
14	HILTI HHDCA CEILING HANGER WITH 1-1/4" EMBEDMENT
15	#8 - 1 1/4" SCREW
16	3/16" CARBON STEEL OR STAINLESS STEEL TAPCON ANCHOR

PRODUCT REVISED
as complying with the Florida
Building Code
NOA-No. 17-0919.03
Expiration Date 09/08/2020
By *[Signature]*
Miami-Dade Product Control



DESIGN PRESSURE
+75 PSF / -75 PSF

April 9, 2018

USG
UNITED STATES
GYPSUM CO.
550 West Adams Street
Chicago, Illinois 60661

MIAMI DADE COUNTY
PRODUCT CONTROL
APPROVAL

COMPONENTS
DRYWALL SUSPENSION SYSTEM
WITH APPROVED SHEATHING
FOR EXTERIOR APPLICATIONS

SHEET
5 OF 5