



DEPARTMENT OF REGULATORY AND ECONOMIC RESOURCES (RER)
BOARD AND CODE ADMINISTRATION DIVISION

NOTICE OF ACCEPTANCE (NOA)

MIAMI-DADE COUNTY
PRODUCT CONTROL SECTION

11805 SW 26 Street, Room 208
Miami, Florida 33175-2474
T (786) 315-2590 F (786) 315-2599

www.miamidade.gov/economy

Gulf Coast Supply & Manufacturing LLC.
14429 SW 2nd Pl. G30
Newberry, Fl. 32669

SCOPE:

This NOA is being issued under the applicable rules and regulations governing the use of construction materials. The documentation submitted has been reviewed and accepted by Miami-Dade County RER - Product Control Section to be used in Miami Dade County and other areas where allowed by the Authority Having Jurisdiction (AHJ).

This NOA shall not be valid after the expiration date stated below. The Miami-Dade County Product Control Section (In Miami Dade County) and/or the AHJ (in areas other than Miami Dade County) reserve the right to have this product or material tested for quality assurance purposes. If this product or material fails to perform in the accepted manner, the manufacturer will incur the expense of such testing and the AHJ may immediately revoke, modify, or suspend the use of such product or material within their jurisdiction. RER reserves the right to revoke this acceptance, if it is determined by Miami-Dade County Product Control Section that this product or material fails to meet the requirements of the applicable building code.

This product is approved as described herein, and has been designed to comply with the Florida Building Code including the High Velocity Hurricane Zone of the Florida Building Code.

DESCRIPTION: 26 ga. GulfLok Roof Panel over 15/32" Plywood deck

LABELING: Each unit shall bear a permanent label with the manufacturer's name or logo, city, state and following statement: "Miami-Dade County Product Control Approved", unless otherwise noted herein.

RENEWAL of this NOA shall be considered after a renewal application has been filed and there has been no change in the applicable building code negatively affecting the performance of this product.

TERMINATION of this NOA will occur after the expiration date or if there has been a revision or change in the materials, use, and/or manufacture of the product or process. Misuse of this NOA as an endorsement of any product, for sales, advertising or any other purposes shall automatically terminate this NOA. Failure to comply with any section of this NOA shall be cause for termination and removal of NOA.

ADVERTISEMENT: The NOA number preceded by the words Miami-Dade County, Florida, and followed by the expiration date may be displayed in advertising literature. If any portion of the NOA is displayed, then it shall be done in its entirety.

INSPECTION: A copy of this entire NOA shall be provided to the user by the manufacturer or its distributors and shall be available for inspection at the job site at the request of the Building Official.

This NOA renews NOA# 20-0204.01 and consists of pages 1 through 6.
The submitted documentation was reviewed by Alex Tigera.

05/15/25



NOA No.: 25-0415.03
Expiration Date: 04/30/30
Approval Date: 05/15/25
Page 1 of 6

ROOFING SYSTEM APPROVAL:

Category: Roofing
Sub-Category: Metal, Panels (Non-Structural)
Material: Steel
Deck Type: Wood
Maximum Design Pressure -161 psf.

TRADE NAMES OF PRODUCTS MANUFACTURED OR LABELED BY APPLICANT:

<u>Product</u>	<u>Dimensions</u>	<u>Test Specifications</u>	<u>Product Description</u>
26 ga. GulfLok Roof Panel	Length: various Height: 7/8" Width: 16" (coverage) Thickness: 26ga. (0.0179")	TAS 110	26ga. Steel, Flouropan Coated, snap lock panel.
Panel Clip	Length: 24" Width: 1-3/4" long base Thickness 24 ga	TAS 110	Corrosion resistant, 24 gauge steel clip.

TRADE NAMES OF PRODUCTS MANUFACTURED BY OTHERS:

<u>Product</u>	<u>Test Specifications</u>	<u>Product Description</u>	<u>Manufacturer</u>
Titebond WeatherMaster Metal Roof Sealant	TAS 132	Sealant formulated to be used with metal roof systems.	Franklin International

MANUFACTURING LOCATION:

1. Sebring, FL.
2. Alachua, FL.

EVIDENCE SUBMITTED:

<u>Test Agency</u>	<u>Test Identifier</u>	<u>Test Name/Report</u>	<u>Date</u>
Intertek	R6603.01-550-38-R0	ASTM B117 ASTM G155	10/30/24
Architectural Testing	B9000.01-450-18	TAS 125	12/12/12
Farabaugh Engineering and Testing	T356-10A	TAS 100	07/18/13
Force Engineering and Testing, Inc.	117-0301T-10A-C	TAS 125	07/26/13

APPROVED ASSEMBLIES:

System:	26 ga. GulfLok Roof Panel, 16" Wide
Deck Type:	Wood, Non-insulated
Deck Description:	New Construction ¹⁹ / ₃₂ " or greater plywood or wood plank, or for re-roofing ¹⁵ / ₃₂ " or greater plywood.
Slope Range:	2": 12" or greater
Maximum Uplift Pressure:	See Table A below

Deck Attachment:	In accordance with applicable Building Code, but in no case shall it be less than 8d annular ring shank nails spaced 6" o.c. In reroofing, where the deck is less than ¹⁹ / ₃₂ " thick (Minimum ¹⁵ / ₃₂ ") The above attachment method must be in addition to existing attachment.
Underlayment:	Minimum underlayment shall be an ASTM D 226 Type II installed with a minimum 4" side-lap and 6" end-laps. Underlayment shall be fastened with corrosion resistant tin-caps and 12 gauge 1 1/4" annular ring-shank nails, spaced 6" o.c. at all laps and two staggered rows 12" o.c. in the field of the roll or any approved underlayment having a current NOA.
Fire Barrier Board:	Any approved fire barrier having a current NOA. Refer to a current fire directory listing for fire ratings of this roofing system assembly as well as the location of the fire barrier within the assembly. See Limitation # 1.
Valleys:	<p>Valley construction shall be in compliance with Roofing Application Standard RAS 133 and with the current published installation instructions and details in Gulf Coast Supply and Manufacturing LLC's Installation Manual.</p> <p>18" wide layer of a Miami-Dade approved self-adhered underlayment membrane shall be applied on each side of the valley.</p>
Metal Panels and Accessories:	<p>Install the "26 ga. GulfLok Roof Panel" including flashing penetrations, valleys, end laps and accessories in compliance Gulf Coast Supply and Manufacturing LLC's current, published installation instructions and in compliance with the minimum requirements detailed in Roofing Application Standard RAS 133.</p> <p>Panels shall be secured in the flange along the male rib through every precut slot (5-3/16" o.c.) with corrosion resistant #10-12 pancake head fasteners of sufficient length to penetrate through the sheathing a minimum of ³/₁₆". For Perimeter and Corner Option #2, the Panel Clip shall be placed over the male rib prior to securing the panel. Fasteners shall penetrate the clip and go through the precut slot in the male flange of the panel.</p> <p>The female rib of panel is installed over the male rib of panel. For Perimeter and Corner Option #1, a continuous 3/8" bead of Titebond Weathermaster is placed between the screw strip and the male vertical leg.</p> <p>Refer to Table A for maximum design pressures.</p>

TABLE A
MAXIMUM DESIGN PRESSURES

Roof Areas	Field	Perimeter and Corner ¹ Option #1	Perimeter and Corner ¹ Option #2
Maximum Design Pressures	-63.5 psf.	-121.75 psf.	-161 psf.
Fastener Spacing	5-³/₁₆" o.c.	5-³/₁₆" o.c.	5-³/₁₆" o.c.
Sealant	No	Yes	No
Panel Clip	No	No	Yes
1. Extrapolation shall not be allowed			

LIMITATIONS

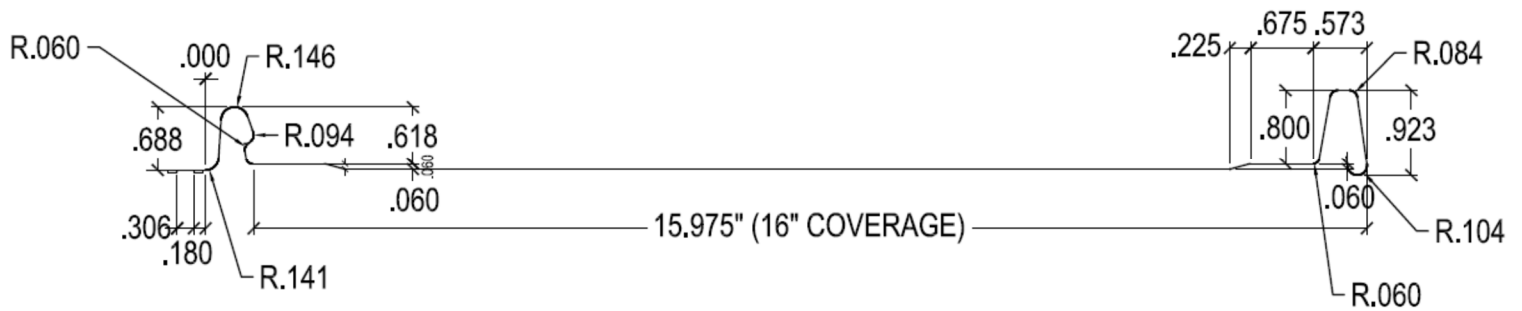
1. Fire classification is not part of this acceptance; refer to a current Approved Roofing Materials Directory for fire ratings of this product.
2. The maximum designed pressure listed herein shall be applicable to all roof pressure zones (i.e. field, perimeters, and corners). Neither rational analysis, nor extrapolation shall be permitted for enhanced fastening at enhanced pressure zones (i.e. perimeters, extended corners and corners).
3. Panels may be rolls formed in continuous lengths from eave to ridge. Maximum lengths shall be as described in Roofing Application Standard RAS 133.
4. All panels shall be permanently labeled with the manufacturer's name and/or logo, and the following statement: "Miami-Dade County Product Control Approved" **or** with the Miami-Dade County Product Control Seal as seen below. All clips shall be permanently labeled with the manufacturer's name and/or logo, and/or model.



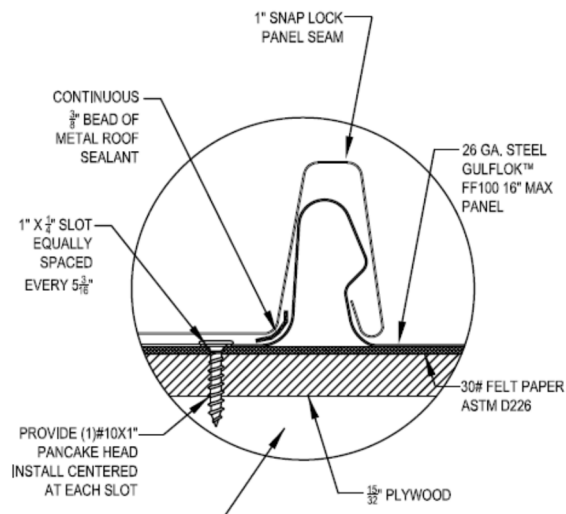
5. All products listed herein shall have a quality assurance audit in accordance with the Florida Building Code and Rule 61G20-3 of the Florida Administrative Code.



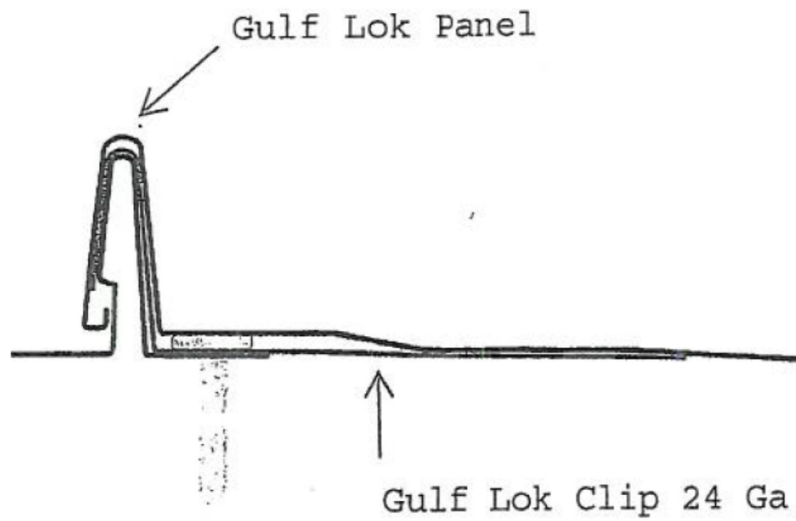
PROFILE DRAWINGS



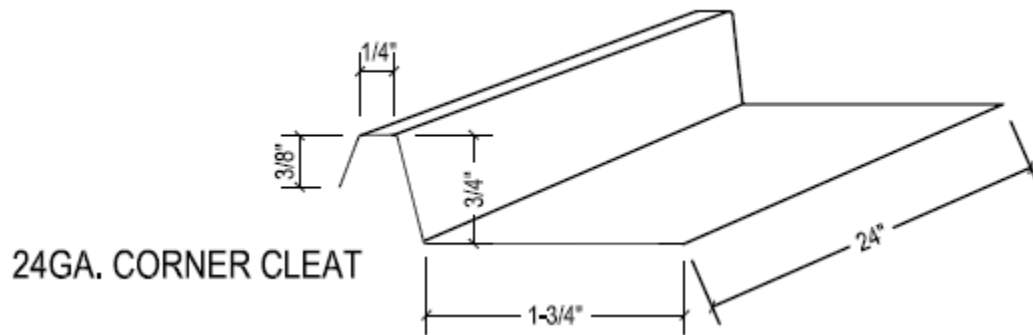
GULFLOK PANEL



PERIMETER AND CORNER OPTION #1 SEALANT PLACEMENT DETAIL



**PERIMETER AND CORNER OPTION #2
PANEL CLIP PLACEMENT DETAIL**



PANEL CLIP DETAIL

END OF THIS ACCEPTANCE